Content:

Pump type group 00
Pump type group 10
Pump type group 20
Pump type group 30
Old Catalogue version

Contents

Pump type	Page
00A(C)...X032	4
00A(C)...X033	5
00A(C)...X034	6
00A(C)...X043	7
00A(C)...X044	8
00A(C)...X045H	9
00A(C)...X046	10
00A(C)...X047	11
00A(C)...X048W1	12
00A(C)...X048W2	13
00A(C)...X049	14
00R...X051	15
00R...X052	16
00R...X060	17
00A(C)...X063	18

General description

The gear pumps are designed for transforming the mechanical energy as energy of the working liquid (pressure and flow rate). They are simplified in construction and they have a relatively low cost. All these benefits ensure their wide application in the hydraulic systems.

Drive arangements

The pump drive may be direct or indirect (by gear, chains, or belt transmissions). Both drives should not impose axial or radial forces on the pump shaft. Oldham coupling serrated drive adapters are used with direct drive. For indirect drive refer to the manufacturer.

The gear pumps are designed to work at the conditions mentioned below:

- Working liquid: hydraulic oils with viscosity 16 ... 200 mm^2/s;
- Degree of filtration: 15 ... 25 ì m;
- Ambient temperature range: - 22 ... 55 °C;
- Fluid temperature range: - 25 ... 80 °C;
- Inlet pressure, absolute: 0.8 ... 2.2 bar;
- Fluid velocity (suctiun line) 0,5 ... 1 m/s
- Outlet pressure up to 250 bar.

The gear pumps made by "Caproni" are produced in 5 diferent groups: 00, 10, 20 and 20H, 30 and 40. The displacements of the pumps are in the range from 0.25 to 60 cm^3.

Group 00 q = 0.25 ... 2 cm^3;
Group 10 q = 1 ... 9.8 cm^3;
Group 20 q = 4.5 ... 25 cm^3;
Group 20H q = 15 ... 36 cm^3;
Group 30 q = 20 ... 60 cm^3;
Group 40 q = 46 ... 60 cm^3.

There are different variants of flanges, shafts and ports for each pump group (standard; Germany; USA ...).

We offer the next variants too:

- tandem pumps;
- pumps with build-in valves;
- reversible pumps;
- reversible gear motors.

Used symbols:

n - speed of rotation [min^{-1}];
p - pressure [bar];
q - displacement [cm^3];
η - total efficiency $\eta = \eta_q . \eta_{hm}$ [-];
η_{hm} - hydromechanical efficiency [-];
η_q - volumetric efficiency [-].

Commonly used formulas:

Flow: $Q = \frac{q.n.\eta}{1000}$ [l/min]

Torque: $M \cong \frac{q.p}{20.\pi}$ [N.m]

Drive power: $P = \frac{Q.p}{600}$ [kW]

A relationship between the direction of rotation and the place of the inlet and outlet ports of the pumps

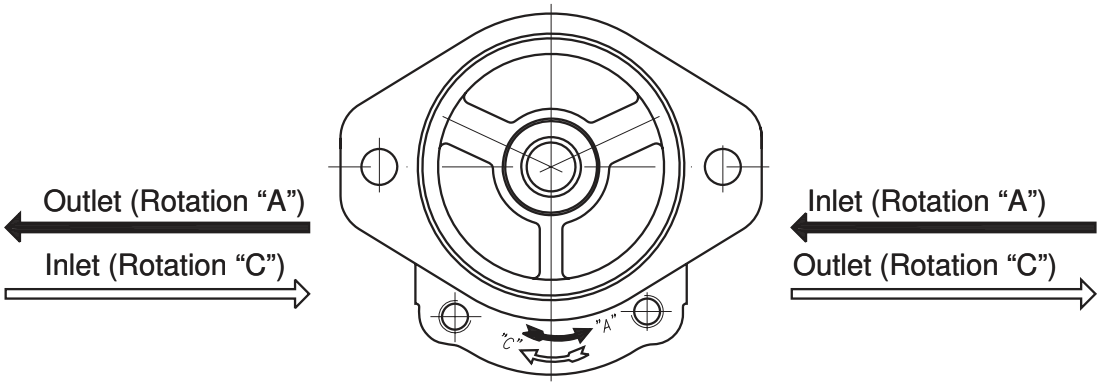

How to order:

Group	Rotation	Displacement code	Drive shaft	Pump code	Ports
00 **10** **20** **30** **40**	**A** ↺ **C** ↻ **R** Ω		**X** - Through the front cover **Y** - Through the both covers	***(*)	- A flange with metric threads **P4**- A flange with UNC threads **M** - Metric **G** - GAS **U** - SAE J475

Group 00	
Code	cm³
0,25	0,25
0,3	0,3
0,5	0,5
0,75	0,75
1	1
1,25	1,25
1,5	1,5
1,75	1,75
2	2

Group 10	
Code	cm³
1	1
1,25	1,25
1,6	1,6
2	2
2,5	2,5
*2,65**	*2,65*
3,15	3,15
3,65	3,65
4,2	4,2
4,7*	*4,7*
5	5
5,7	5,7
6,1	6,1
7,4	7,4
8*	*8*
8,5	8,5
9,8	9,8

Group 20	
Code	cm³
4,5	4,5
6,3	6,3
7*	7
8,2	8,2
10	10
11	11,3
12	12
14	14
15	15
16	16
17*	*17,3*
19	19
22	22
25	25
28	28
32	32
36	36

Group 20H	
Code	cm³
15	15
16	16
19	19
22	22
25	25
28	28
32	32
36	36

Group 30	
Code	cm³
20	20
22,5	22,5
25	25
28	28
32	32
36	36
42	42
46	46
50	50
55	55
60	60

Group 40	
Code	cm³
36	36
42	42
46	46
50	50
55	55
60	60

Example: 20A14X073 - Hydraulic gear pump, 20 group, direction of rotation - counter clockwise, displacement 14 cm³, modification 073.

* - These pumps - only under a special order

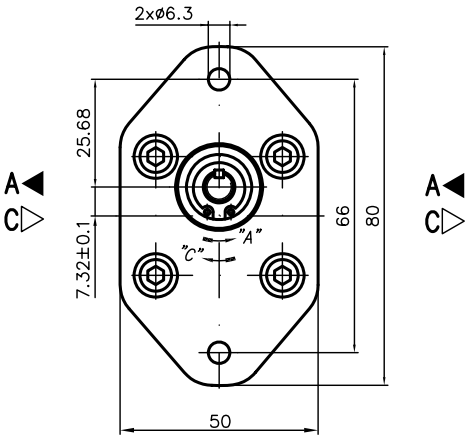

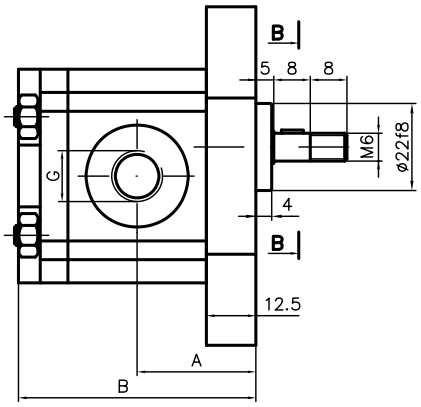

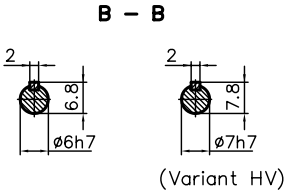

Type	Displacement	Flow		Pressure	max Speed	Dimension							
		at 1500 rpm	at max rpm	P_{nom}	n	A	B	Inlet			Outlet		
	cm^3/rev	l/min	l/min	bar	rpm	mm	mm			G			G
00A(C)0,25X032	0,25	0,3	0,8	200	3500	27,6	55,3						
00A(C)0,3X032	0,3	0,4	0,9	200	3500	27,7	55,7						
00A(C)0,5X032	0,5	0,7	1,6	200	3500	28,7	57,5						
00A(C)0,75X032	0,75	1,0	2,3	200	3500	29,9	59,8						
00A(C)1X032	1	1,4	3,2	200	3500	31,0	62,0			1/4"			1/4"
00A(C)1,25X032	1,25	1,7	3,4	200	3000	32,1	64,2						
00A(C)1,5X032	1,5	2,1	3,5	175	2500	33,2	66,5						
00A(C)1,75X032	1,75	2,4	4,1	160	2500	34,3	68,7						
00A(C)2X032	2	2,8	3,7	160	2000	35,5	70,9						

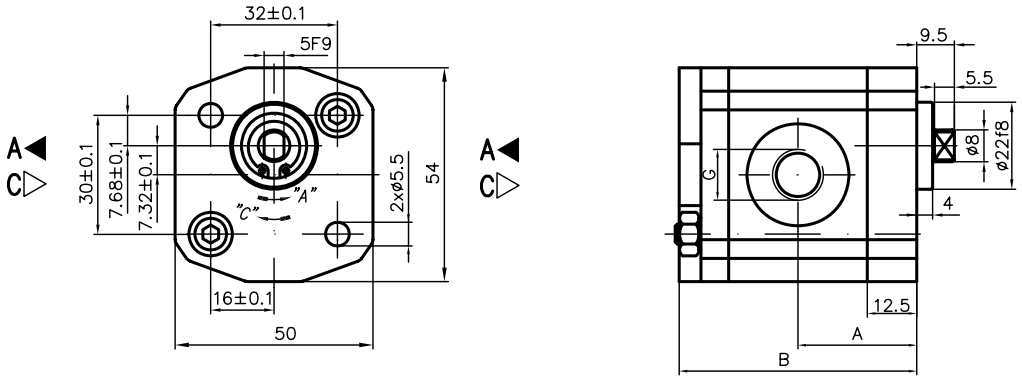

Type	Displacement	Flow		Pressure	max Speed	Dimension							
		at 1500 rpm	at max rpm	P_{nom}	n	A	B	Inlet			Outlet		
	cm^3/rev	l/min	l/min	bar	rpm	mm	mm			G			G
00A(C)0,25X033...	0,25	0,3	0,8	200	3500	27,6	55,3						
00A(C)0,3X033...	0,3	0,4	0,9	200	3500	27,7	55,7						
00A(C)0,5X033...	0,5	0,7	1,6	200	3500	28,7	57,5						
00A(C)0,75X033...	0,75	1,0	2,3	200	3500	29,9	59,8						
00A(C)1X033...	1	1,4	3,2	200	3500	31,0	62,0			1/4"			1/4"
00A(C)1,25X033...	1,25	1,7	3,4	200	3000	32,1	64,2						
00A(C)1,5X033...	1,5	2,1	3,5	175	2500	33,2	66,5						
00A(C)1,75X033...	1,75	2,4	4,1	160	2500	34,3	68,7						
00A(C)2X033...	2	2,8	3,7	160	2000	35,5	70,9						

Rotation "A"

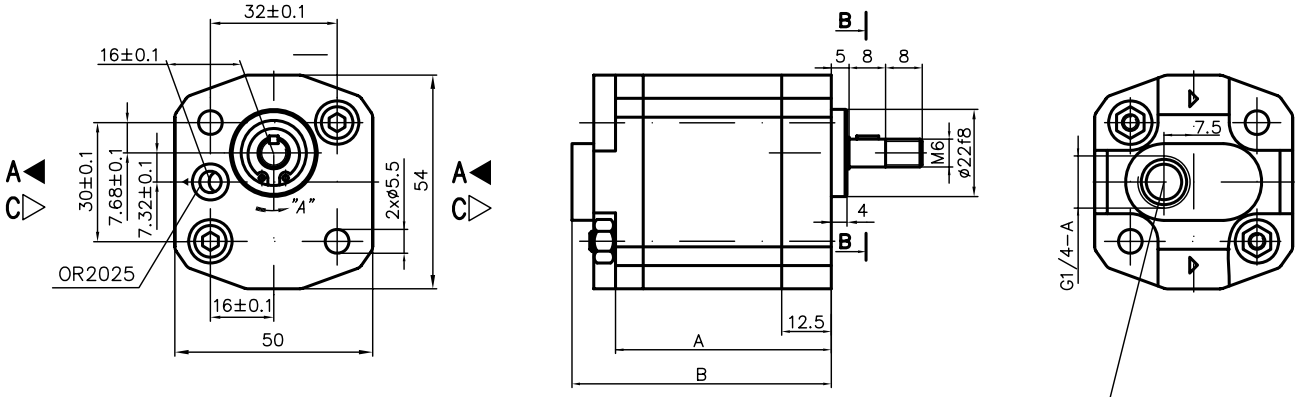

Rotation "C"

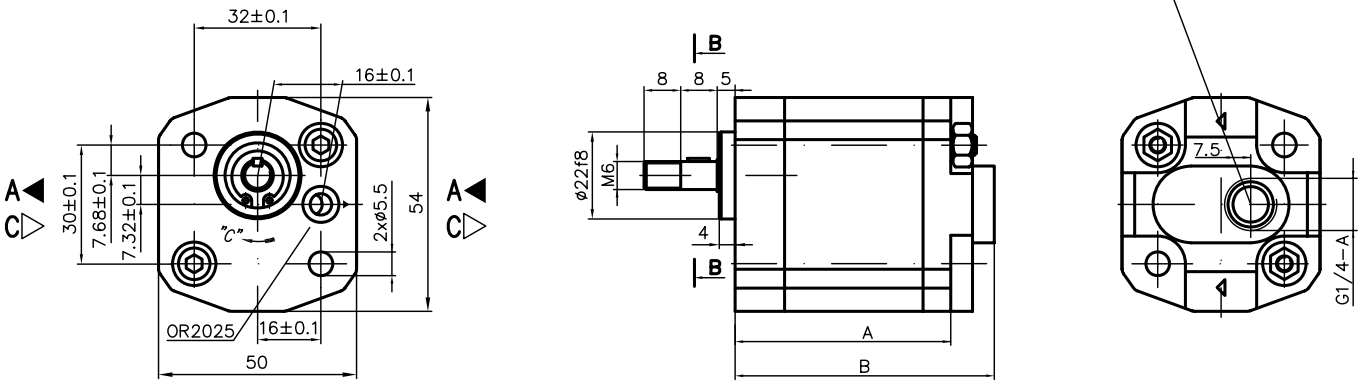

B – B

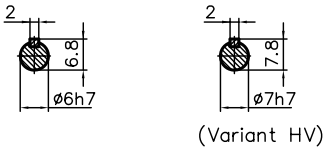

Type	Displacement	Flow		Pressure	max Speed	Dimension							
		at 1500 rpm	at max rpm	P_{nom}	n	A	B	Inlet			Outlet		
	cm^3/rev	l/min	l/min	bar	rpm	mm	mm			G			
00A(C)0,25X034	0,25	0,3	0,8	200	3500	55,3	60,8						
00A(C)0,3X034	0,3	0,4	0,9	200	3500	55,7	61,2						
00A(C)0,5X034	0,5	0,7	1,6	200	3500	57,5	63,0						
00A(C)0,75X034	0,75	1,0	2,3	200	3500	59,8	65,3						
00A(C)1X034	1	1,4	3,2	200	3500	62,0	67,5			1/4"		ø5,5	
00A(C)1,25X034	1,25	1,7	3,4	200	3000	64,2	69,7						
00A(C)1,5X034	1,5	2,1	3,5	175	2500	66,5	72,0						
00A(C)1,75X034	1,75	2,4	4,1	160	2500	68,7	74,2						
00A(C)2X034	2	2,8	3,7	160	2000	70,9	76,4						

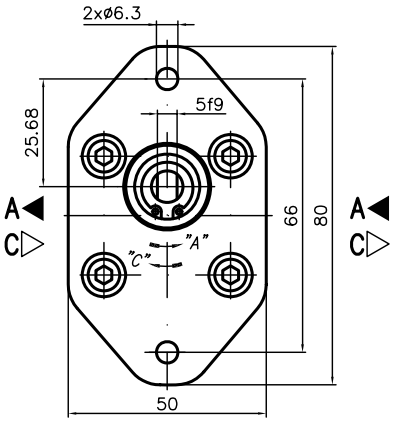

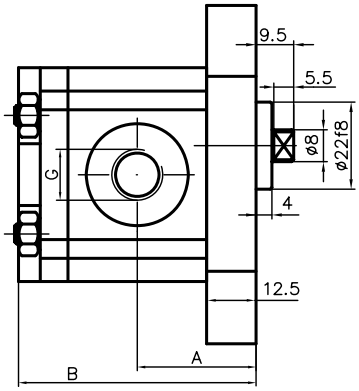

Type	Displacement	Flow		Pressure	max Speed	Dimension							
		at 1500 rpm	at max rpm	P_{nom}	n	A	B	Inlet			Outlet		
	cm^3/rev	l/min	l/min	bar	rpm	mm	mm			G			G
00A(C)0,25X043	0,25	0,3	0,8	200	3500	27,6	55,3						
00A(C)0,3X043	0,3	0,4	0,9	200	3500	27,7	55,7						
00A(C)0,5X043	0,5	0,7	1,6	200	3500	28,7	57,5						
00A(C)0,75X043	0,75	1,0	2,3	200	3500	29,9	59,8						
00A(C)1X043	1	1,4	3,2	200	3500	31,0	62,0			1/4"			1/4"
00A(C)1,25X043	1,25	1,7	3,4	200	3000	32,1	64,2						
00A(C)1,5X043	1,5	2,1	3,5	175	2500	33,2	66,5						
00A(C)1,75X043	1,75	2,4	4,1	160	2500	34,3	68,7						
00A(C)2X043	2	2,8	3,7	160	2000	35,5	70,9						

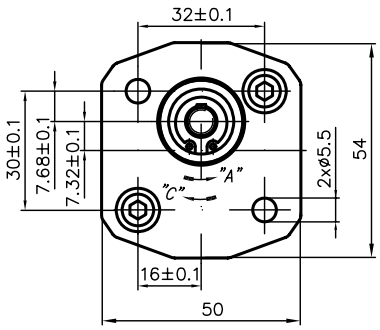

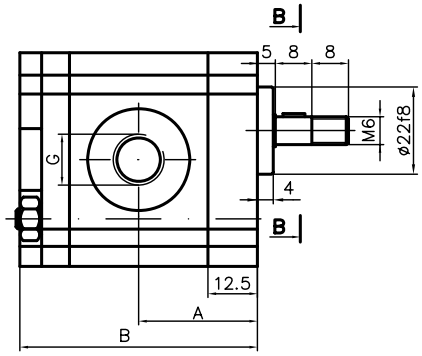

B – B

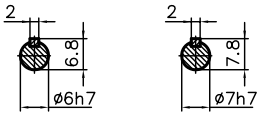

(Variant HV)

Type	Displacement	Flow		Pressure	max Speed	Dimension							
		at 1500 rpm	at max rpm	P_{nom}	n	A	B	Inlet			Outlet		
	cm^3/rev	l/min	l/min	bar	rpm	mm	mm			G			G
00A(C)0,25X044	0,25	0,3	0,8	200	3500	27,6	55,3						
00A(C)0,3X044	0,3	0,4	0,9	200	3500	27,7	55,7						
00A(C)0,5X044	0,5	0,7	1,6	200	3500	28,7	57,5						
00A(C)0,75X044	0,75	1,0	2,3	200	3500	29,9	59,8						
00A(C)1X044	1	1,4	3,2	200	3500	31,0	62,0			1/4"			1/4"
00A(C)1,25X044	1,25	1,7	3,4	200	3000	32,1	64,2						
00A(C)1,5X044	1,5	2,1	3,5	175	2500	33,2	66,5						
00A(C)1,75X044	1,75	2,4	4,1	160	2500	34,3	68,7						
00A(C)2X044	2	2,8	3,7	160	2000	35,5	70,9						

Rotation "A"

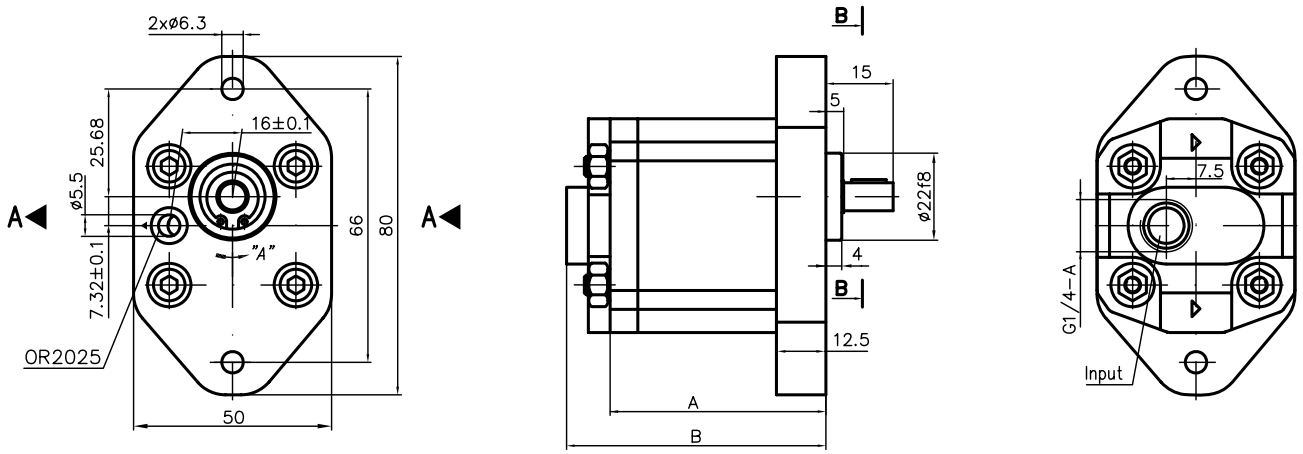

Rotation "C"

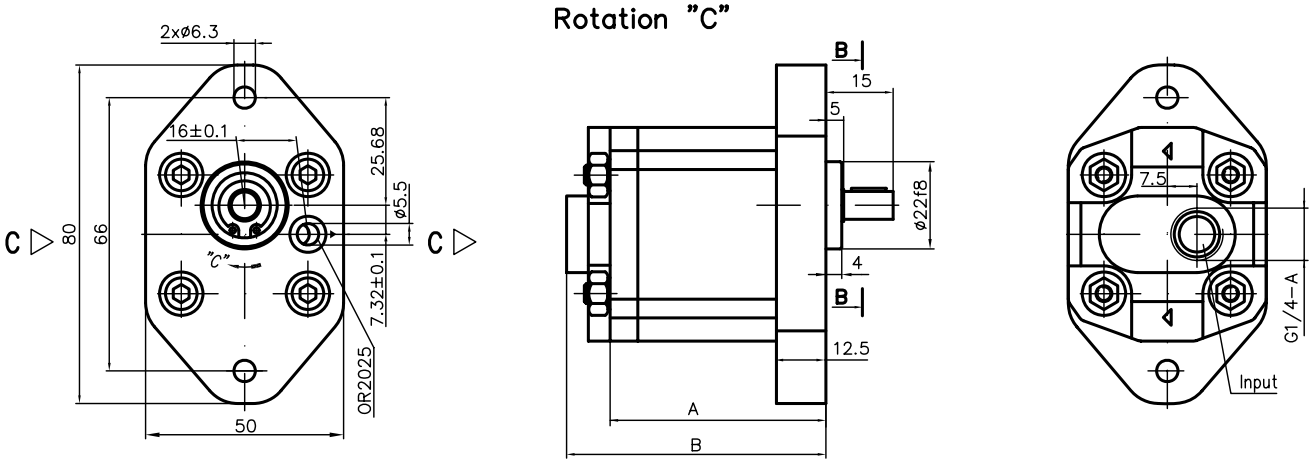

B – B

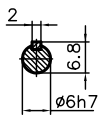

Type	Displacement	Flow		Pressure	max Speed	Dimension							
		at 1500 rpm	at max rpm	P_{nom}	n	A	B	Inlet			Outlet		
	cm^3/rev	l/min	l/min	bar	rpm	mm	mm			G			
00A(C)0,25X045H	0,25	0,3	0,9	120	4000	55,3	60,8						
00A(C)0,3X045H	0,3	0,4	1,1	120	4000	55,7	61,2						
00A(C)0,5X045H	0,5	0,7	1,8	120	4000	57,5	63,0						
00A(C)0,75X045H	0,75	1,0	2,7	120	4000	59,8	65,3						
00A(C)1X045H	1	1,4	3,6	120	4000	62,0	67,5			1/4"		ø5,5	
00A(C)1,25X045H	1,25	1,7	4,6	120	4000	64,2	69,7						
00A(C)1,5X045H	1,5	2,1	5,6	120	4000	66,5	72,0						
00A(C)1,75X045H	1,75	2,4	6,5	120	4000	68,7	74,2						
00A(C)2X045H	2	2,8	7,4	120	4000	70,9	76,4						

Rotation "A"

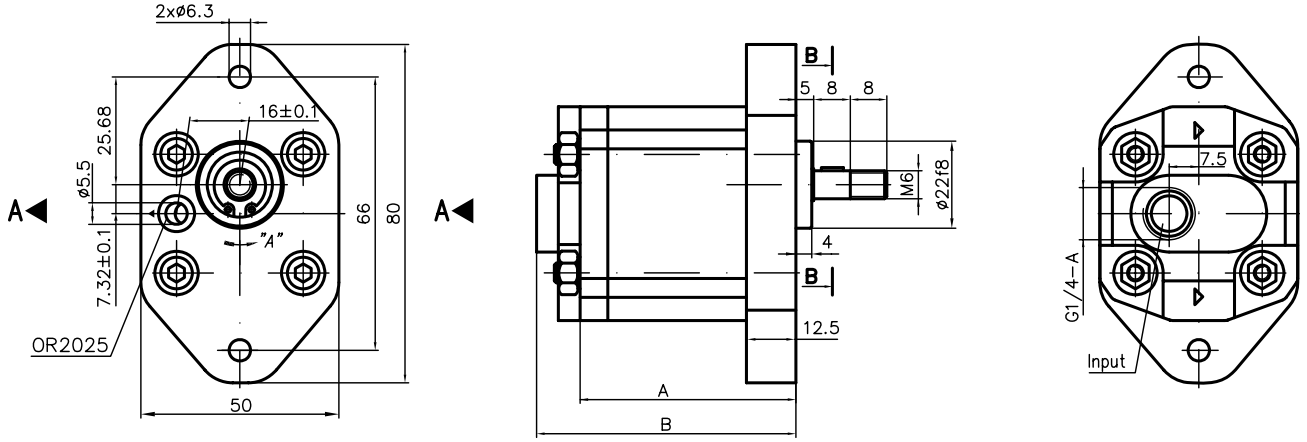

Rotation "C"

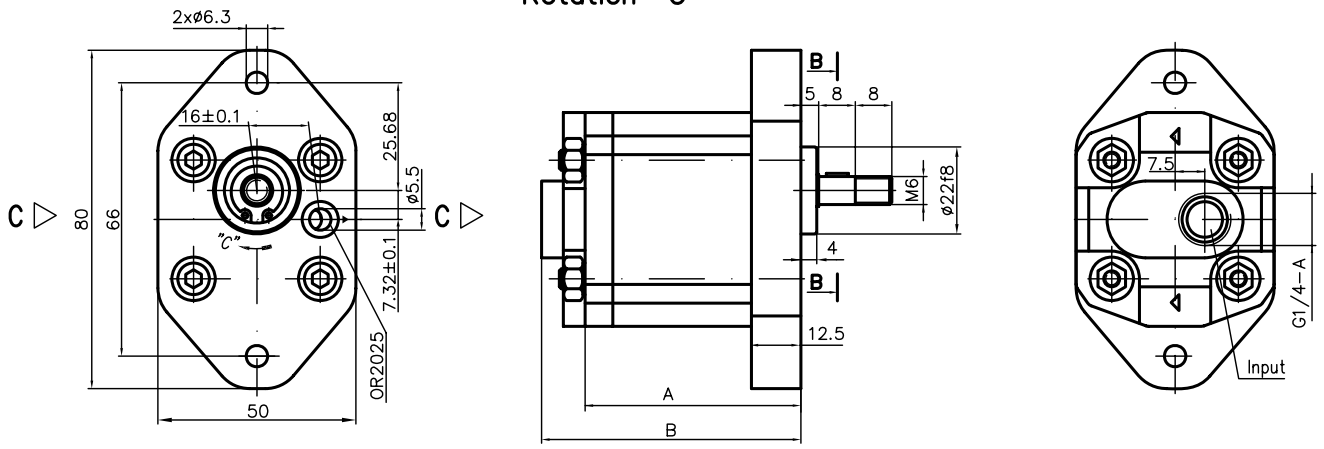

B – B

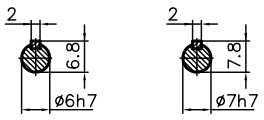

(Variant HV)

Type	Displacement	Flow		Pressure	max Speed	Dimension							
		at 1500 rpm	at max rpm	P_{nom}	n	A	B	Inlet			Outlet		
	cm^3/rev	l/min	l/min	bar	rpm	mm	mm			G			
00A(C)0,25X046	0,25	0,3	0,8	200	3500	55,3	60,8						
00A(C)0,3X046	0,3	0,4	0,9	200	3500	55,7	61,2						
00A(C)0,5X046	0,5	0,7	1,6	200	3500	57,5	63,0						
00A(C)0,75X046	0,75	1,0	2,3	200	3500	59,8	65,3						
00A(C)1X046	1	1,4	3,2	200	3500	62,0	67,5			1/4"		ø5,5	
00A(C)1,25X046	1,25	1,7	3,4	200	3000	64,2	69,7						
00A(C)1,5X046	1,5	2,1	3,5	175	2500	66,5	72,0						
00A(C)1,75X046	1,75	2,4	4,1	160	2500	68,7	74,2						
00A(C)2X046	2	2,8	3,7	160	2000	70,9	76,4						

Rotation "A"

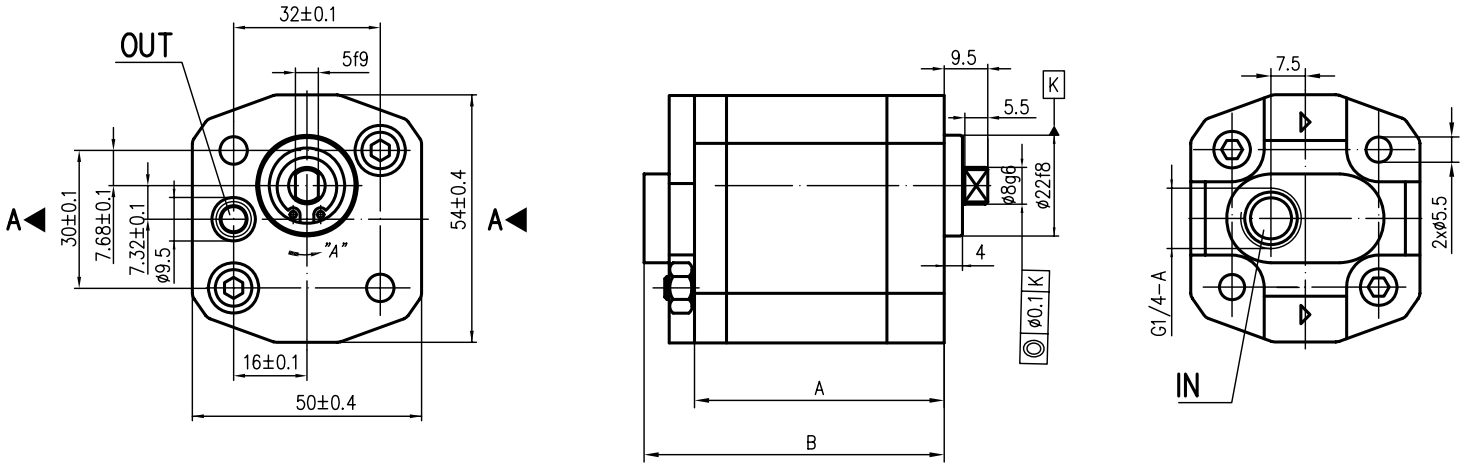

Rotation "C"

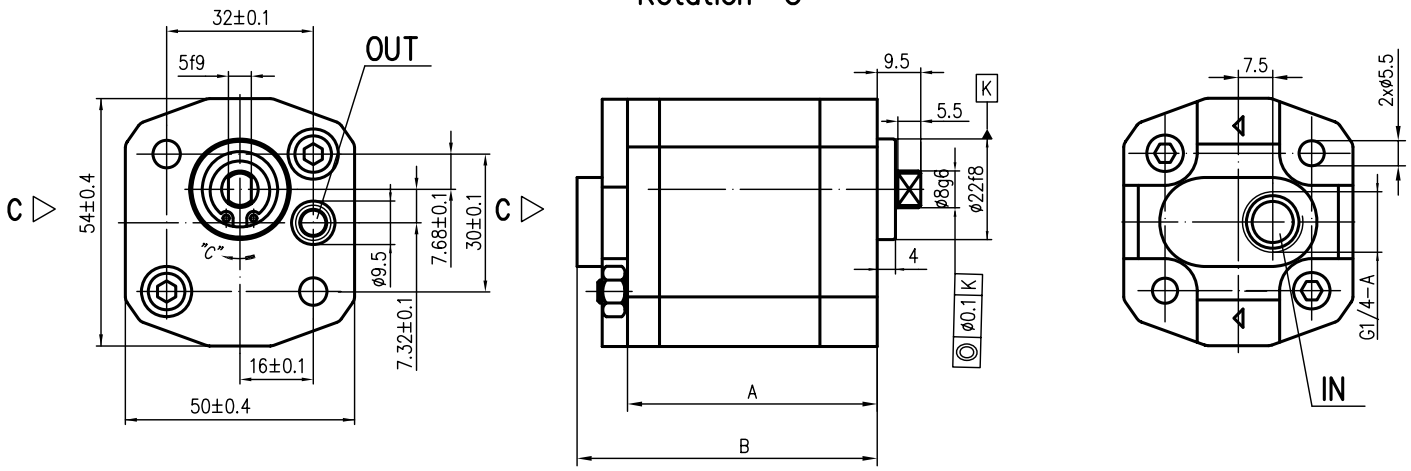

Type	Displacement	Flow		Pressure	max Speed	Dimension							
		at 1500 rpm	at max rpm	P_{nom}	n	A	B	Inlet			Outlet		
	cm^3/rev	l/min	l/min	bar	rpm	mm	mm			G			
00A(C)0,25X047	0,25	0,3	0,8	200	3500	55,3	60,8						
00A(C)0,3X047	0,3	0,4	0,9	200	3500	55,7	61,2						
00A(C)0,5X047	0,5	0,7	1,6	200	3500	57,5	63,0						
00A(C)0,75X047	0,75	1,0	2,3	200	3500	59,8	65,3						
00A(C)1X047	1	1,4	3,2	200	3500	62,0	67,5			1/4"		ø5,5	
00A(C)1,25X047	1,25	1,7	3,4	200	3000	64,2	69,7						
00A(C)1,5X047	1,5	2,1	3,5	175	2500	66,5	72,0						
00A(C)1,75X047	1,75	2,4	4,1	160	2500	68,7	74,2						
00A(C)2X047	2	2,8	3,7	160	2000	70,9	76,4						

Rotation "A"

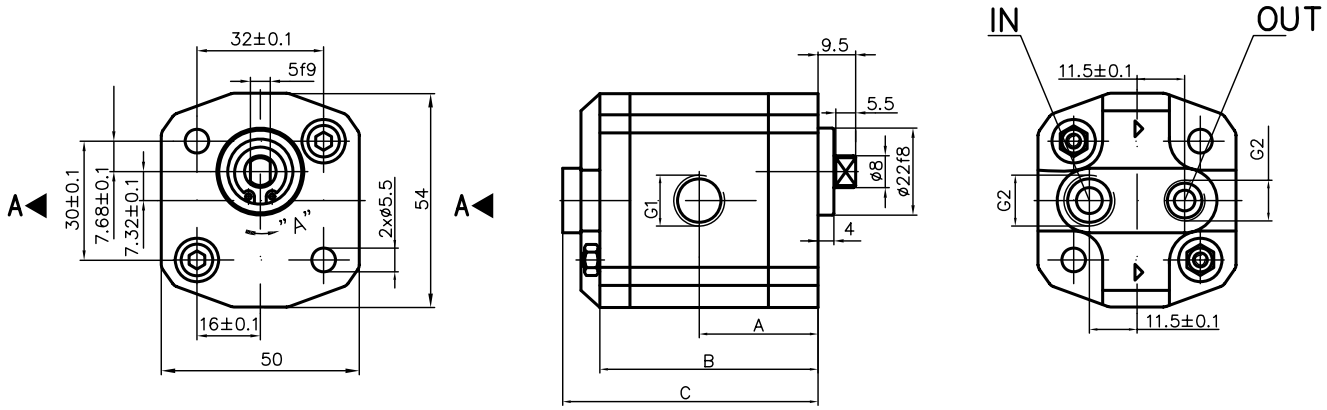

Rotation "C"

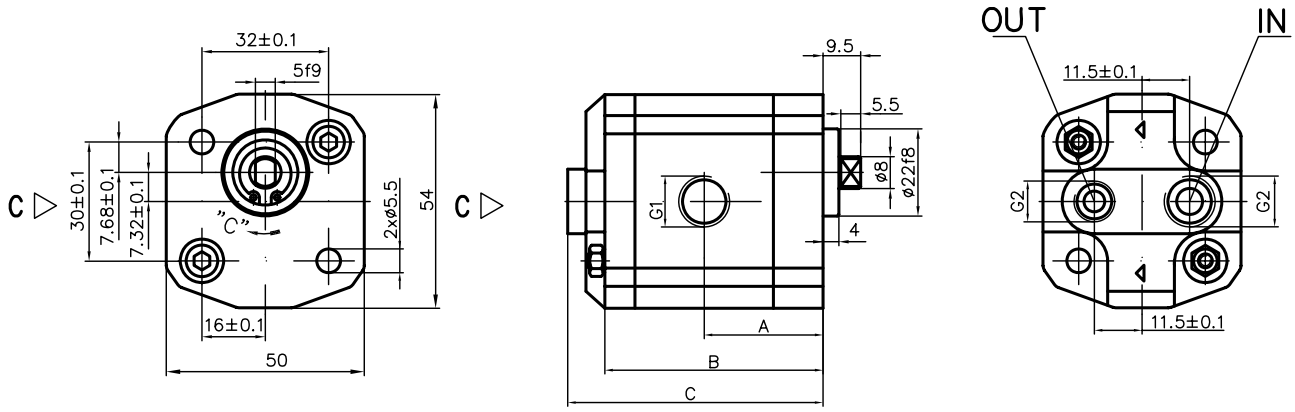

Type	Displacement	Flow		Pressure	max Speed	Dimension							
		at 1500 rpm	at max rpm	P_{nom}	n	A	B	C	Inlet			Outlet	
	cm^3/rev	l/min	l/min	bar	rpm	mm	mm		G1	G2		G1	G2
00A(C)0,25X048W1	0,25	0,3	0,8	200	3500	27,6	55,3	60,8					
00A(C)0,3X048W1	0,3	0,4	0,9	200	3500	27,7	55,7	61,2					
00A(C)0,5X048W1	0,5	0,7	1,6	200	3500	28,7	57,5	63,0					
00A(C)0,75X048W1	0,75	1,0	2,3	200	3500	29,9	59,8	65,3					
00A(C)1X048W1	1	1,4	3,2	200	3500	31,0	62,0	67,5	1/4"	1/4"		1/4"	1/8"
00A(C)1,25X048W1	1,25	1,7	3,4	200	3000	32,1	64,2	69,7					
00A(C)1,5X048W1	1,5	2,1	3,5	175	2500	33,2	66,5	72,0					
00A(C)1,75X048W1	1,75	2,4	4,1	160	2500	34,3	68,7	74,2					
00A(C)2X048W1	2	2,8	3,7	160	2000	35,5	70,9	76,4					

Rotation "A"

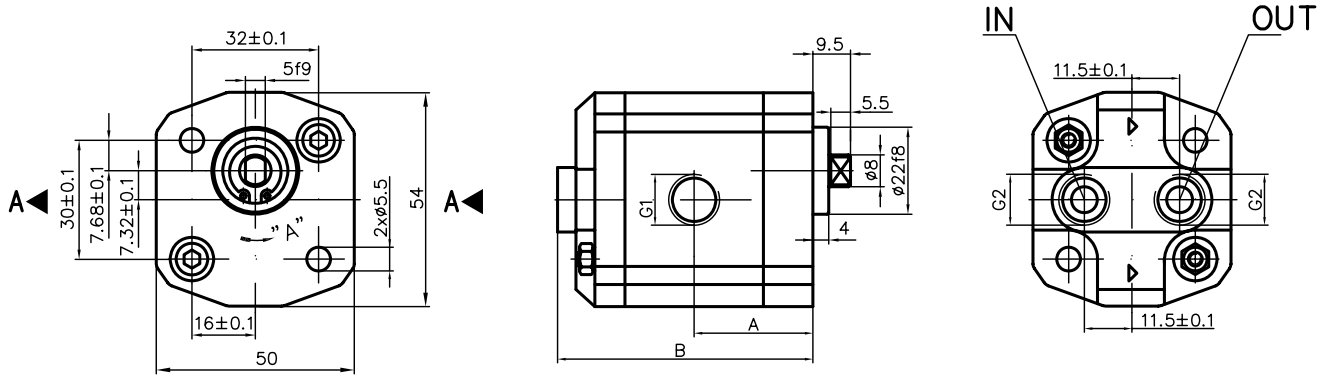

Rotation "C"

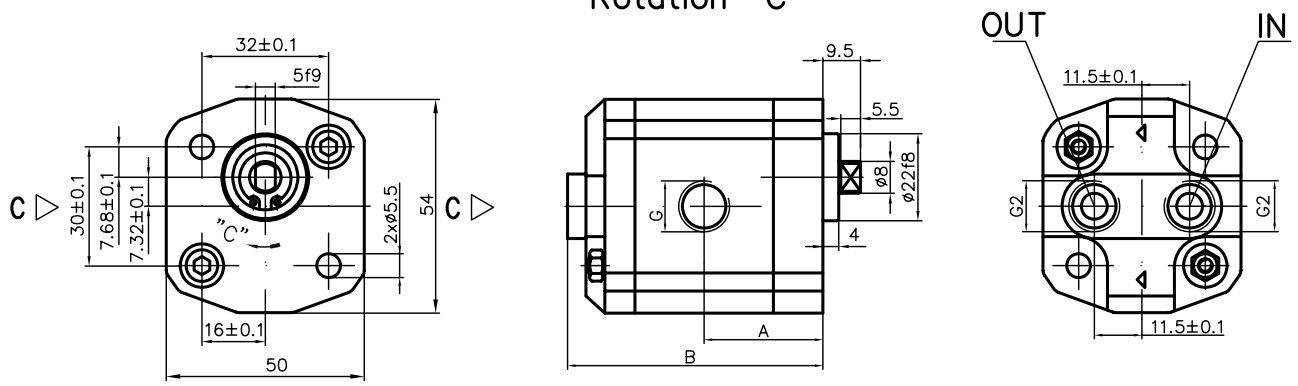

Type	Displacement	Flow		Pressure	max Speed	Dimension							
		at 1500 rpm	at max rpm	P_{nom}	n	A	B	C	Inlet		Outlet		
	cm^3/rev	l/min	l/min	bar	rpm	mm	mm		G1	G1		G2	G2
00A(C)0,25X048W2	0,25	0,3	0,8	200	3500	27,6	55,3	60,8					
00A(C)0,3X048W2	0,3	0,4	0,9	200	3500	27,7	55,7	61,2					
00A(C)0,5X048W2	0,5	0,7	1,6	200	3500	28,7	57,5	63,0					
00A(C)0,75X048W2	0,75	1,0	2,3	200	3500	29,9	59,8	65,3					
00A(C)1X048W2	1	1,4	3,2	200	3500	31,0	62,0	67,5	1/4"	1/4"		1/4"	1/4"
00A(C)1,25X048W2	1,25	1,7	3,4	200	3000	32,1	64,2	69,7					
00A(C)1,5X048W2	1,5	2,1	3,5	175	2500	33,2	66,5	72,0					
00A(C)1,75X048W2	1,75	2,4	4,1	160	2500	34,3	68,7	74,2					
00A(C)2X048W2	2	2,8	3,7	160	2000	35,5	70,9	76,4					

Rotation "A"

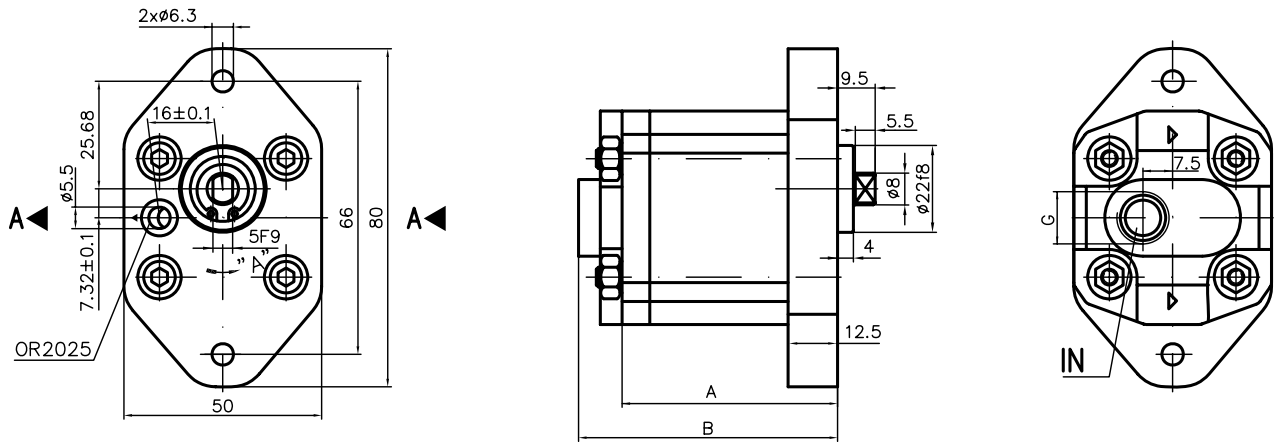

Rotation "C"

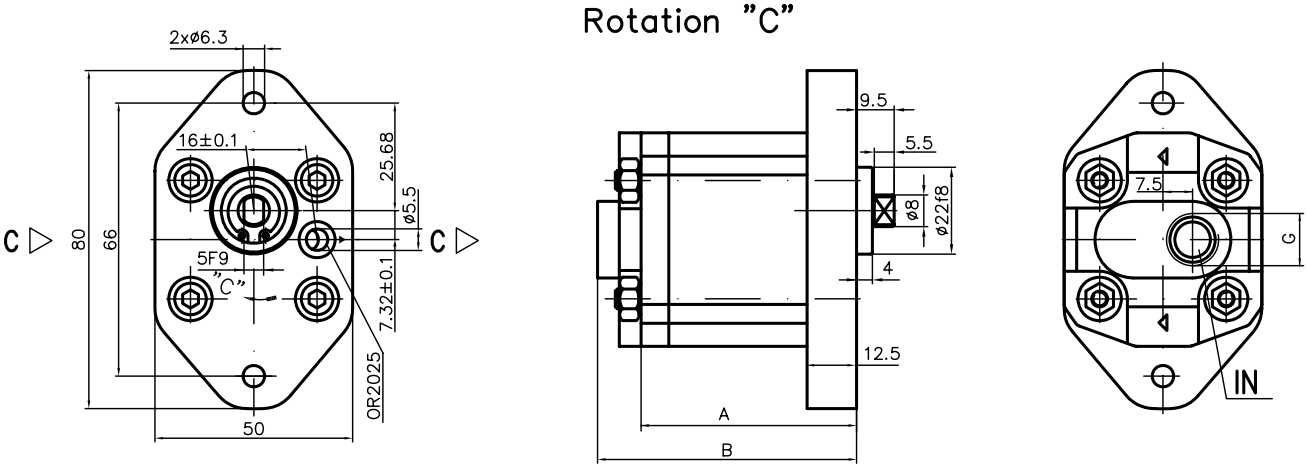

Type	Displacement	Flow		Pressure	max Speed	Dimension							
		at 1500 rpm	at max rpm	P_{nom}	n	A	B	Inlet			Outlet		
	cm^3/rev	l/min	l/min	bar	rpm	mm	mm			G			
00A(C)0,25X049	0,25	0,3	0,8	200	3500	55,3	60,8						
00A(C)0,3X049	0,3	0,4	0,9	200	3500	55,7	61,2						
00A(C)0,5X049	0,5	0,7	1,6	200	3500	57,5	63,0						
00A(C)0,75X049	0,75	1,0	2,3	200	3500	59,8	65,3						
00A(C)1X049	1	1,4	3,2	200	3500	62,0	67,5			1/4"		ø5,5	
00A(C)1,25X049	1,25	1,7	3,4	200	3000	64,2	69,7						
00A(C)1,5X049	1,5	2,1	3,5	175	2500	66,5	72,0						
00A(C)1,75X049	1,75	2,4	4,1	160	2500	68,7	74,2						
00A(C)2X049	2	2,8	3,7	160	2000	70,9	76,4						

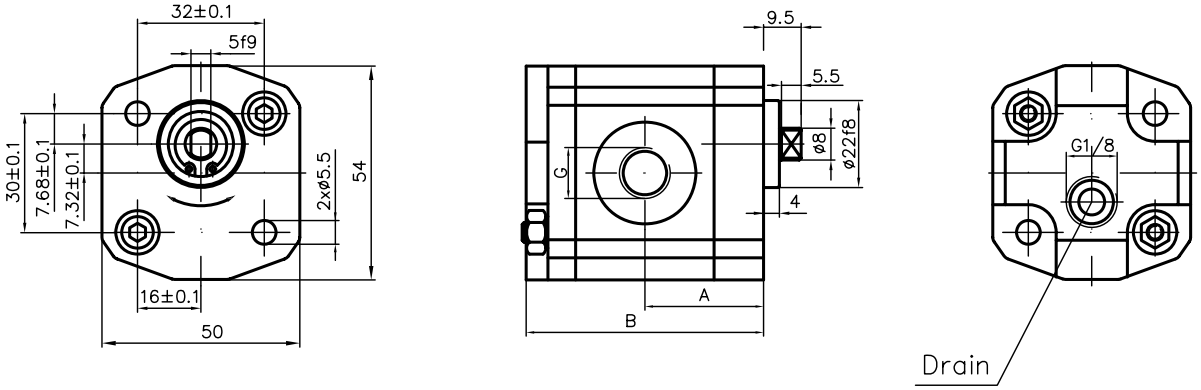

Pmax=170bar

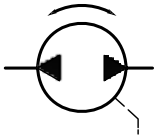

Type	Displacement	Flow		Pressure	max Speed	Dimension							
		at 1500 rpm	at max rpm	P_{nom}	n	A	B	Inlet			Outlet		
	cm^3/rev	l/min	l/min	bar	rpm	mm	mm						
00R0,25X051	0,25	0,3	0,8	170	3500	27,6	55,3						
00R0,3X051	0,3	0,4	0,9	170	3500	27,7	55,7						
00R0,5X051	0,5	0,7	1,6	170	3500	28,7	57,5						
00R0,75X051	0,75	1,0	2,3	170	3500	29,9	59,8						
00R1X051	1	1,4	3,2	170	3500	31,0	62,0			1/4"			1/4"
00R1,25X051	1,25	1,7	3,4	170	3000	32,1	64,2						
00R1,5X051	1,5	2,1	3,5	170	2500	33,2	66,5						
00R1,75X051	1,75	2,4	4,1	160	2500	34,3	68,7						
00R2X051	2	2,8	3,7	160	2000	35,5	70,9						

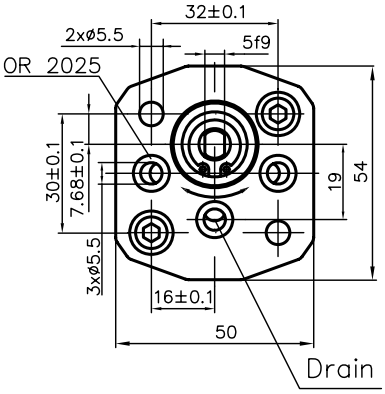

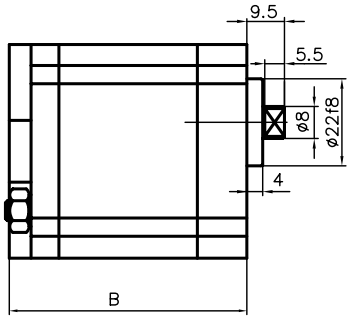

Pmax=170bar

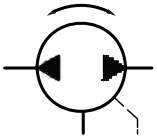

Type	Displacement	Flow		Pressure	max Speed	Dimension							
		at 1500 rpm	at max rpm	P_{nom}	n	A	B	Inlet			Outlet		
	cm^3/rev	l/min	l/min	bar	rpm	mm	mm						
00R0,25X052	0,25	0,3	0,8	170	3500	27,6	55,3						
00R0,3X052	0,3	0,4	0,9	170	3500	27,7	55,7						
00R0,5X052	0,5	0,7	1,6	170	3500	28,7	57,5						
00R0,75X052	0,75	1,0	2,3	170	3500	29,9	59,8						
00R1X052	1	1,4	3,2	170	3500	31,0	62,0		ø5,5			ø5,5	
00R1,25X052	1,25	1,7	3,4	170	3000	32,1	64,2						
00R1,5X052	1,5	2,1	3,5	170	2500	33,2	66,5						
00R1,75X052	1,75	2,4	4,1	160	2500	34,3	68,7						
00R2X052	2	2,8	3,7	160	2000	35,5	70,9						

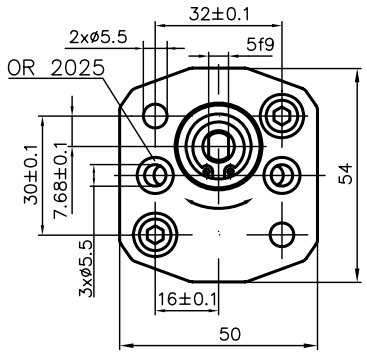

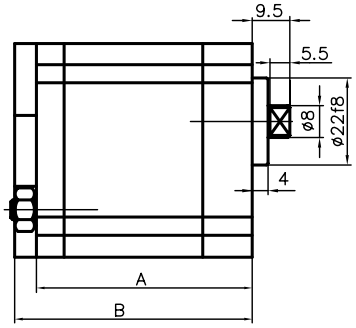

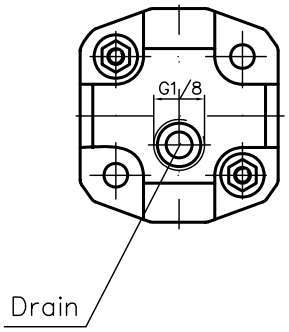

Pmax=170bar

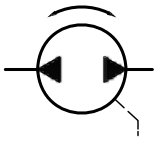

Type	Displacement	Flow		Pressure	max Speed	Dimension							
		at 1500 rpm	at max rpm	P_{nom}	n	A	B	Inlet			Outlet		
	cm^3/rev	l/min	l/min	bar	rpm	mm	mm						
00R0,25X060	0,25	0,3	0,8	170	3500	27,6	55,3						
00R0,3X060	0,3	0,4	0,9	170	3500	27,7	55,7						
00R0,5X060	0,5	0,7	1,6	170	3500	28,7	57,5						
00R0,75X060	0,75	1,0	2,3	170	3500	29,9	59,8						
00R1X060	1	1,4	3,2	170	3500	31,0	62,0		ø5,5			ø5,5	
00R1,25X060	1,25	1,7	3,4	170	3000	32,1	64,2						
00R1,5X060	1,5	2,1	3,5	170	2500	33,2	66,5						
00R1,75X060	1,75	2,4	4,1	160	2500	34,3	68,7						
00R2X060	2	2,8	3,7	160	2000	35,5	70,9						

Rotation "A"

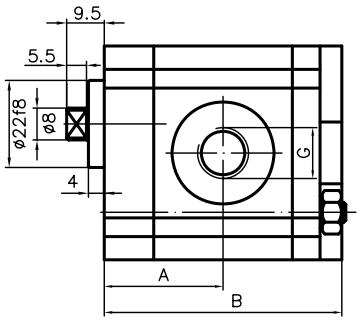

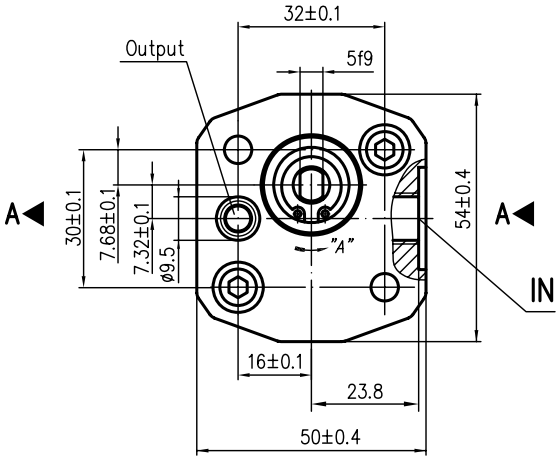

Rotation "C"

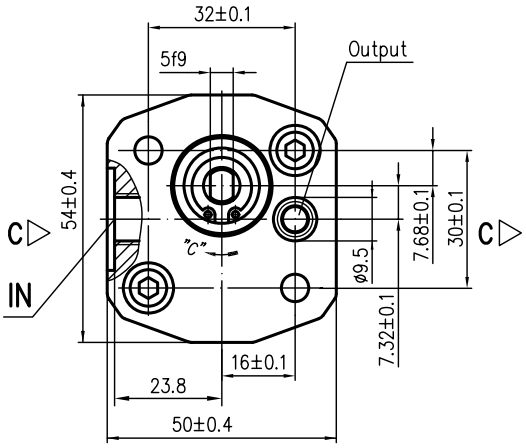

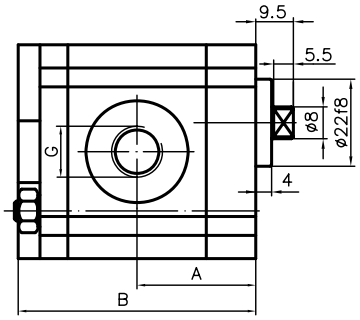

Type	Displacement	Flow		Pressure	max Speed	Dimension							
		at 1500 rpm	at max rpm	P_{nom}	n	A	B	Inlet			Outlet		
	cm^3/rev	l/min	l/min	bar	rpm	mm	mm			G			G
00A(C)0,25X063	0,25	0,3	0,8	200	3500	27,6	55,3						
00A(C)0,3X063	0,3	0,4	0,9	200	3500	27,7	55,7						
00A(C)0,5X063	0,5	0,7	1,6	200	3500	28,7	57,5						
00A(C)0,75X063	0,75	1,0	2,3	200	3500	29,9	59,8						
00A(C)1X063	1	1,4	3,2	200	3500	31,0	62,0			1/4"		ø5,5	
00A(C)1,25X063	1,25	1,7	3,4	200	3000	32,1	64,2						
00A(C)1,5X063	1,5	2,1	3,5	175	2500	33,2	66,5						
00A(C)1,75X063	1,75	2,4	4,1	160	2500	34,3	68,7						
00A(C)2X063	2	2,8	3,7	160	2000	35,5	70,9						

Contents

Pump type	Page
10A(C)...X001	4
10A(C)...X017	5
10A(C)...X026	6
10A(C)...X027	7
10A(C)...X053	8
10A(C)...X054	9
10A(C)...X055	10
10A(C)...X056	11
10A(C)...X057	12
10A(C)...X115	13
10A(C)...X125	14
10A(C)...X131	15
10A(C)...X135	16
10A(C)...X142	17
10A(C)...X174	18
10A(C)...X175	19
10A(C)...X176	20
10A(C)...X179	21
10A(C)...X181	22
10A(C)...X182	23
10A(C)...X230	24
10A(C)...X231	25
10A(C)...X238	26
10A(C)...X244	27
10A(C)...X254	28
10A(C)...X255	29
10A(C)...X257	30
10A(C)...X278	31
10A(C)...X302	32
10A(C)...X303	33
10A(C)...X317	34
10A(C)...X330	35
10A(C)...X340	36
10A(C)...X343	37
10A(C)...X348	38
10A(C)...X375	39
10A(C)...X394	40
10A(C)...X400	41
10A(C)...X416	42
10A(C)...X417	43
10A(C)...X418	44
10A(C)...X442	45
10A(C)...X445	46
10A(C)...X459	47
10A(C)...X465	48
10A(C)...X475	49
10A(C)...X476	50
10A(C)...X479	51
10A(C)...X484	52
10A(C)...X485	53
10A(C)...X488	54
10A(C)...X489	55
10A(C)...X491A2A...	56
10A(C)...X501	57
10A(C)...X502	58
10A(C)...X510	59
10A(C)...X531	60
10A(C)...X551	61
10A(C)...X552	62
10A(C)...X571	63
10A(C)...X575	64
10A(C)...X576	65
10A(C)...X579	66
10A(C)...X594	67
10A(C)...X649	68

General description

The gear pumps are designed for transforming the mechanical energy as energy of the working liquid (pressure and flow rate). They are simplified in construction and they have a relatively low cost. All these benefits ensure their wide application in the hydraulic systems.

Drive arangements

The pump drive can be direct or indirect (by gear, chains, or belt transmissions). Both drives should not impose axial or radial forces on the pump shaft. Oldham coupling serrated drive adapters are used with direct drive. For indirect drive refer to the manufacturer.

The gear pumps are designed to work at the conditions mentioned below:

- Working liquid:	hydraulic oils with viscosity 16 ... 200	mm^2/s;
- Degree of filtration:	15 ... 25	ì m;
- Ambient temperature range:	- 22 ... 55	°C;
- Fluid temperature range:	- 25 ... 80	°C;
- Inlet pressure, absolute:	0.8 ... 2.2	bar;
- Fluid velocity (suctiun line)	0,5 ... 1	m/s
- Outlet pressure	up to 250	bar.

The gear pumps made by "Caproni" are produced in 5 diferent groups: 00, 10, 20 and 20H, 30 and 40. The displacements of the pumps are in the range from 0.25 to 60 cm^3.

Group 00	q = 0.25 ... 2	cm^3;
Group 10	q = 1 ... 9.8	cm^3;
Group 20	q = 4.5 ... 25	cm^3;
Group 20H	q = 15 ... 36	cm^3;
Group 30	q = 20 ... 60	cm^3;
Group 40	q = 46 ... 60	cm^3.

There are different variants of flanges, shafts and ports for each pump group (standard; Germany; USA ...).

We offer the next variants too:

- tandem pumps;
- pumps with build-in valves;
- reversible pumps;
- reversible gear motors.

Used symbols:

n - speed of rotation	[min^{-1}];
p - pressure	[bar];
q - displacement	[cm^3];
η - total efficiency $\eta = \eta_q . \eta_{hm}$	[-];
η_{hm} - hydromechanical efficiency	[-];
η_q - volumetric efficiency	[-].

Commonly used formulas:

Flow: $Q = \frac{q.n.\eta}{1000}$ [l/min]

Torque: $M \cong \frac{q.p}{20.\pi}$ [N.m]

Drive power: $P = \frac{Q.p}{600}$ [kW]

A relationship between the direction of rotation and the place of the inlet and outlet ports of the pumps

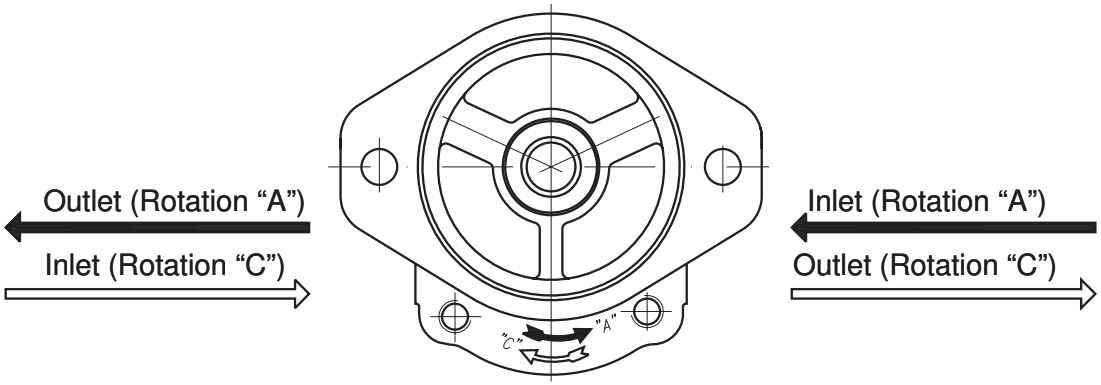

How to order:

Group	Rotation	Displacement code	Drive shaft	Pump code	Ports
00 **10** **20** **30** **40**	**A** ↺ **C** ↻ **R** Ω		**X** - Through the front cover **Y** - Through the both covers	***(*)	- A flange with metric threads **P4**- A flange with UNC threads **M** - Metric **G** - GAS **U** - SAE J475

Group 00	
Code	cm³
0,25	0,25
0,3	0,3
0,5	0,5
0,75	0,75
1	1
1,25	1,25
1,5	1,5
1,75	1,75
2	2

Group 10	
Code	cm³
1	1
1,25	1,25
1,6	1,6
2	2
2,5	2,5
*2,65**	*2,65*
3,15	3,15
3,65	3,65
4,2	4,2
4,7*	*4,7*
5	5
5,7	5,7
6,1	6,1
7,4	7,4
8*	*8*
8,5	8,5
9,8	9,8

Group 20	
Code	cm³
4,5	4,5
6,3	6,3
7*	7
8,2	8,2
10	10
11	11,3
12	12
14	14
15	15
16	16
17*	*17,3*
19	19
22	22
25	25
28	28
32	32
36	36

Group 20H	
Code	cm³
15	15
16	16
19	19
22	22
25	25
28	28
32	32
36	36

Group 30	
Code	cm³
20	20
22,5	22,5
25	25
28	28
32	32
36	36
42	42
46	46
50	50
55	55
60	60

Group 40	
Code	cm³
36	36
42	42
46	46
50	50
55	55
60	60

Example: 20A14X073 - Hydraulic gear pump, 20 group, direction of rotation - counter clockwise, displacement 14 cm³, modification 073.

* - These pumps - only under a special order

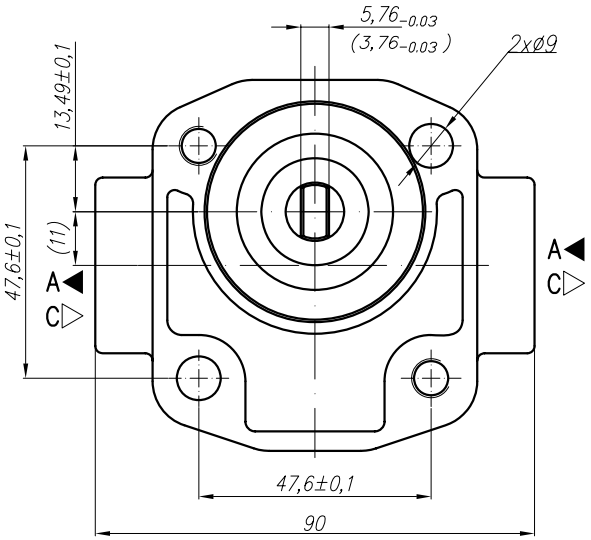

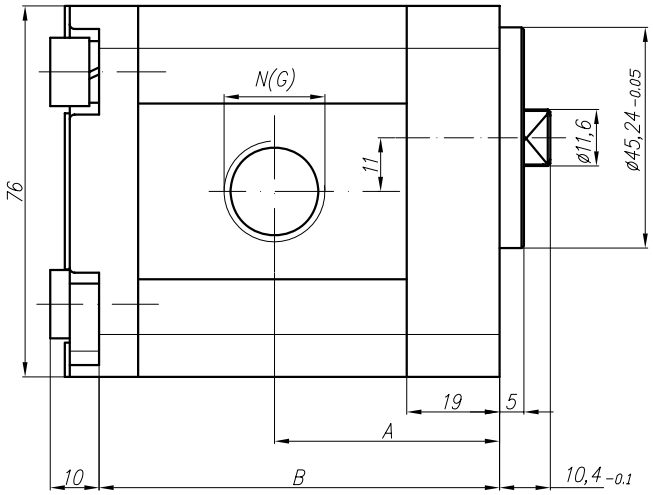

Variants:
- for drive shaft 3,76 - ...001-3
- for G ports - ...001G

Type	Displacement	Flow		Pressure	max Speed	Dimension							
		at 1500 rpm	at max rpm	P_{nom}	n	A	B	Inlet			Outlet		
	cm^3/rev	l/min	l/min	bar	rpm	mm	mm	G	N	U	G	N	U
10A(C)1X001	1	1,40	3,26	250	3500	40,1	69,1	G1/2	1/2" NPTF-14		G1/2	1/2" NPTF-14	
10A(C)1,25X001	1,25	1,74	4,07	250	3500	40,6	70,1						
10A(C)1,6X001	1,6	2,23	5,21	250	3500	41,3	71,5						
10A(C)2X001	2	2,82	6,58	250	3500	42,1	73,2						
10A(C)2,5X001	2,5	3,53	8,23	250	3500	43,1	75,2						
* *10A(C)2,65X001*	*2,65*	*3,74*	*8,72*	*250*	*3500*	*43,4*	*75,8*						
10A(C)3,15X001	3,15	4,44	10,36	250	3500	44,5	77,8						
10A(C)3,65X001	3,65	5,15	12,01	250	3500	45,4	79,8						
10A(C)4,2X001	4,2	5,92	13,82	250	3500	46,5	82,0						
* *10A(C)4,7X001*	*4,7*	*6,63*	*15,46*	*250*	*3500*	*47,5*	*84,1*						
10A(C)5X001	5	7,05	14,10	250	3000	48,1	85,2						
10A(C)5,7X001	5,7	8,12	16,25	200	3000	49,5	88,0						
10A(C)6,1X001	6,1	8,69	14,49	200	2500	50,4	89,8						
10A(C)7,4X001	7,4	10,55	17,58	180	2500	53,1	95,3						
* *10A(C)8X001*	*8*	*11,40*	*15,20*	*150*	*2000*	*54,4*	*97,7*						
10A(C)8,5X001	8,5	12,11	16,15	150	2000	55,4	99,8						
10A(C)9,8X001	9,8	13,97	18,62	120	2000	58,0	105,0						

* - These pumps - only under a special order

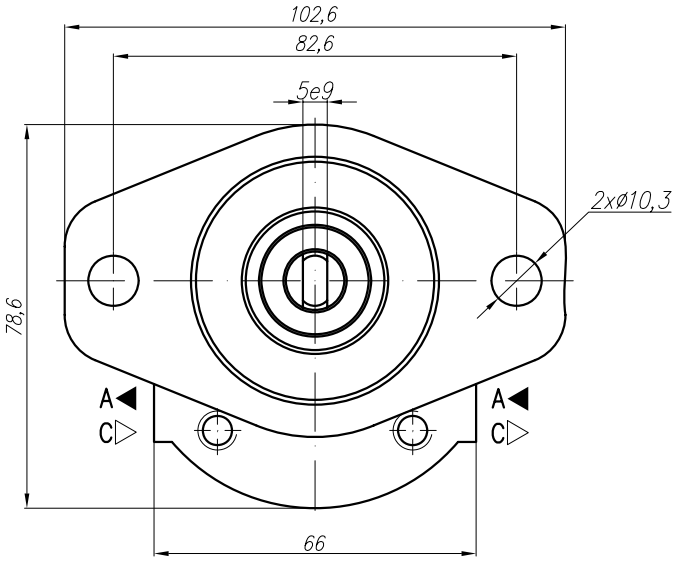

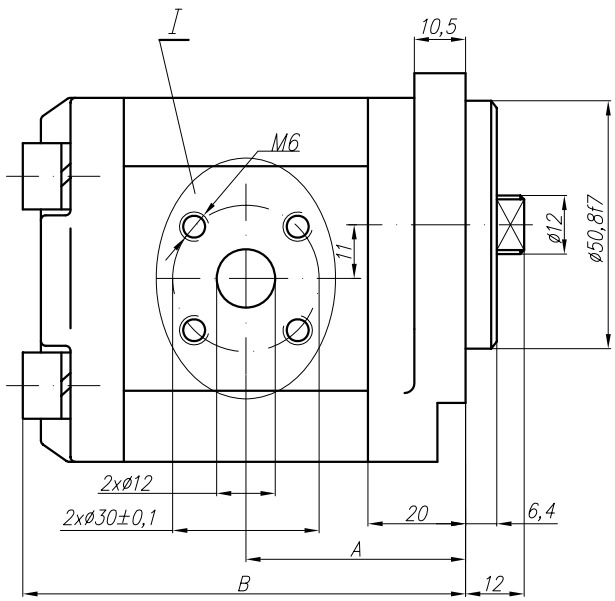

Variants:
...X017 - Normal version (flange);
...X017M - for M ports (see the picture I and the table below);
...X017G - for G ports (see the picture I and the table below);
...X017U - for U ports (see the picture I and the table below).

I – variants

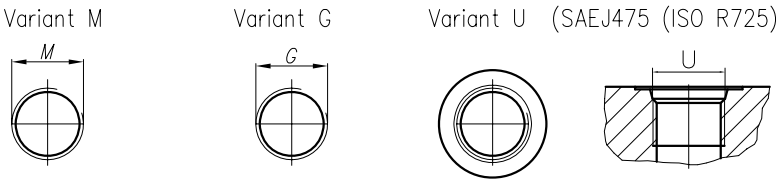

Type	Displacement	Flow		Pressure	max Speed	Dimension								
		at 1500 rpm	at max rpm	P_{nom}	n	A	B	Inlet			Outlet		
	cm^3/rev	l/min	l/min	bar	rpm	mm	mm	M	G	U	M	G	U
10A(C)1X017	1	1,40	3,26	250	3500	41,1	83	M16x1,5	G 3/8" - A	3/4" - 16UNF - 2B	M16x1,5	G 3/8" - A	9/16" - 18UNF - 2B
10A(C)1,25X017	1,25	1,74	4,07	250	3500	41,5	84						
10A(C)1,6X017	1,6	2,23	5,21	250	3500	42,3	85,6						
10A(C)2X017	2	2,82	6,58	250	3500	43,1	87,2						
10A(C)2,5X017	2,5	3,53	8,23	250	3500	44,1	89,2						
* *10A(C)2,65X017*	*2,65*	*3,74*	*8,72*	*250*	*3500*	*44,4*	*89,8*						
10A(C)3,15X017	3,15	4,44	10,36	250	3500	45,5	91,8	M20x1,5	G 1/2"-A				
10A(C)3,65X017	3,65	5,15	12,01	250	3500	46,4	93,9						
10A(C)4,2X017	4,2	5,92	13,82	250	3500	47,5	96,1						
* *10A(C)4,7X017*	*4,7*	*6,63*	*15,46*	*250*	*3500*	*48,5*	*98*						
10A(C)5X017	5	7,05	14,10	250	3000	49,1	99,2						
10A(C)5,7X017	5,7	8,12	16,25	200	3000	50,5	102						
10A(C)6,1X017	6,1	8,69	14,49	200	2500	51,4	103,8						
10A(C)7,4X017	7,4	10,55	17,58	180	2500	54,1	109,2	M22x1,5		7/8" - 14UNF	M18x1,5		3/4" - 16UNF
* *10A(C)8X017*	*8*	*11,40*	*15,20*	*150*	*2000*	*55,4*	*111,7*						
10A(C)8,5X017	8,5	12,11	16,15	150	2000	56,4	113,7						
10A(C)9,8X017	9,8	13,97	18,62	120	2000	59	119						

* - These pumps - only under a special order

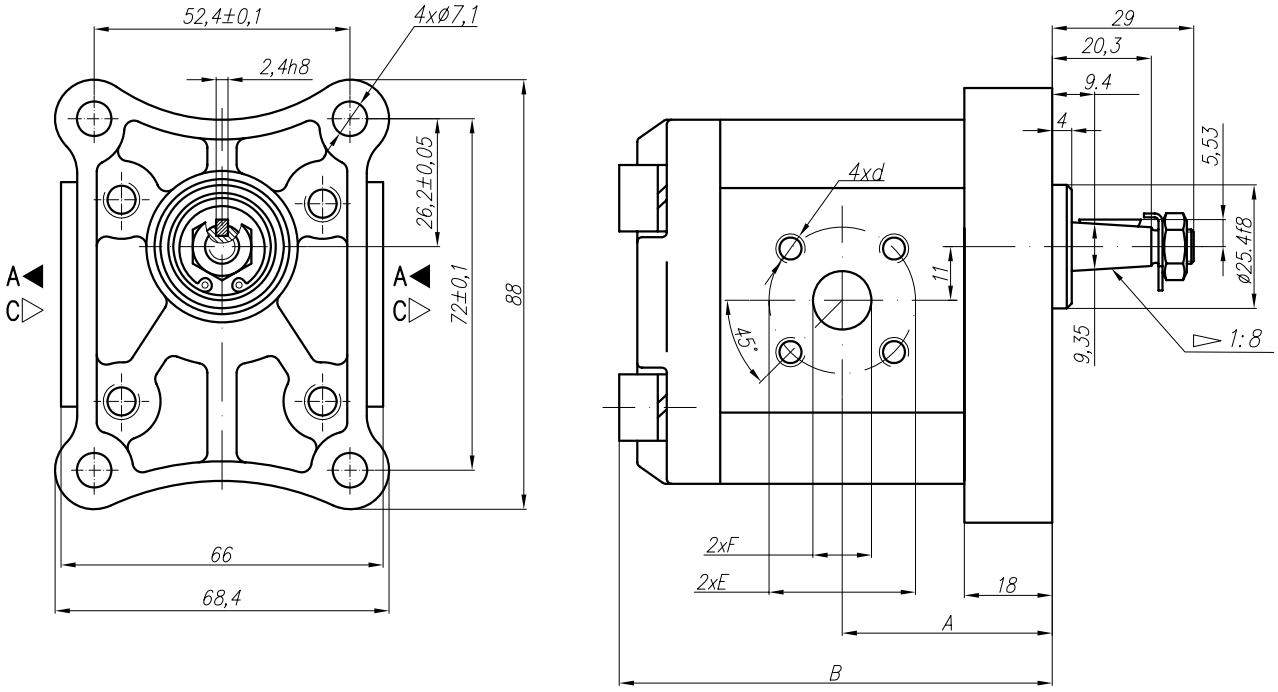

Type	Displacement	Flow		Pressure	max Speed	Dimension							
		at 1500 rpm	at max rpm	P_{nom}	n	A	B	Inlet			Outlet		
	cm^3/rev	l/min	l/min	bar	rpm	mm	mm	E	F	d	M	G	U
10A(C)1X026	1	1,40	3,26	250	3500	39,1	81						
10A(C)1,25X026	1,25	1,74	4,07	250	3500	39,5	82						
10A(C)1,6X026	1,6	2,23	5,21	250	3500	40,3	83,6						
10A(C)2X026	2	2,82	6,58	250	3500	41,1	85,2						
10A(C)2,5X026	2,5	3,53	8,23	250	3500	42,1	87,2						
* *10A(C)2,65X026*	*2,65*	*3,74*	*8,72*	*250*	*3500*	*42,4*	*87,8*						
10A(C)3,15X026	3,15	4,44	10,36	250	3500	43,5	89,8						
10A(C)3,65X026	3,65	5,15	12,01	250	3500	44,4	91,9						
10A(C)4,2X026	4,2	5,92	13,82	250	3500	45,5	94,1	ø30	ø12	M6	ø30	ø12	M6
* *10A(C)4,7X026*	*4,7*	*6,63*	*15,46*	*250*	*3500*	*46,1*	*96*						
10A(C)5X026	5	7,05	14,10	250	3000	47,1	97,2						
10A(C)5,7X026	5,7	8,12	16,25	200	3000	48,5	100,1						
10A(C)6,1X026	6,1	8,69	14,49	200	2500	49,4	101,8						
10A(C)7,4X026	7,4	10,55	17,58	180	2500	52,1	107,2						
* *10A(C)8X026*	*8*	*11,40*	*15,20*	*150*	*2000*	*53,4*	*109,7*						
10A(C)8,5X026	8,5	12,11	16,15	150	2000	54,4	111,7						
10A(C)9,8X026	9,8	13,97	18,62	120	2000	57	117						

* - These pumps - only under a special order

Rotation "A" - (anticlockwise)

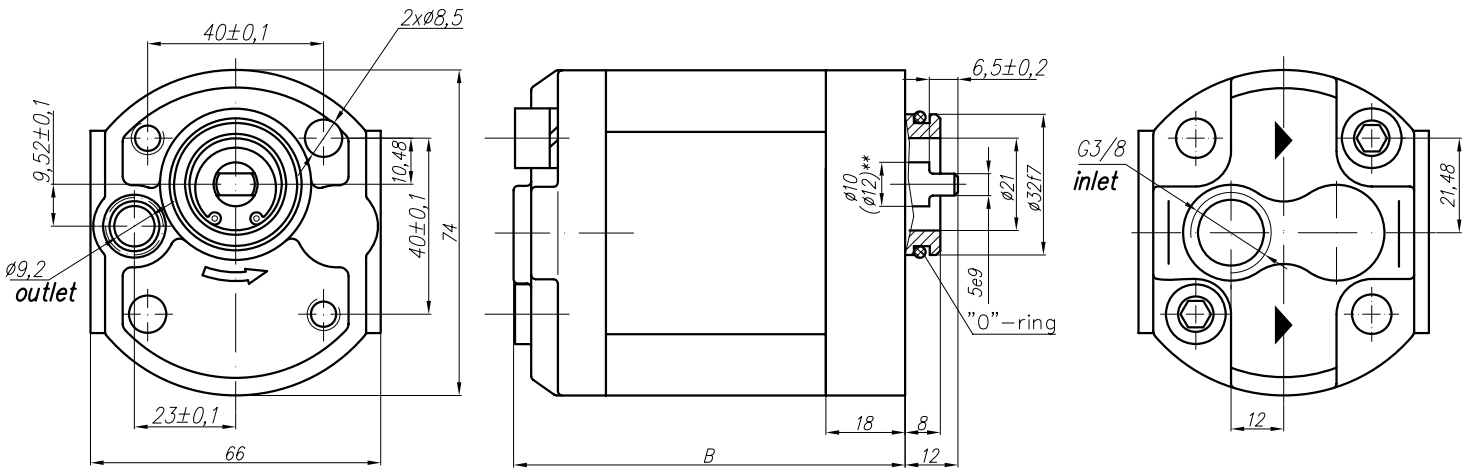

Rotation "C" - (clockwise)

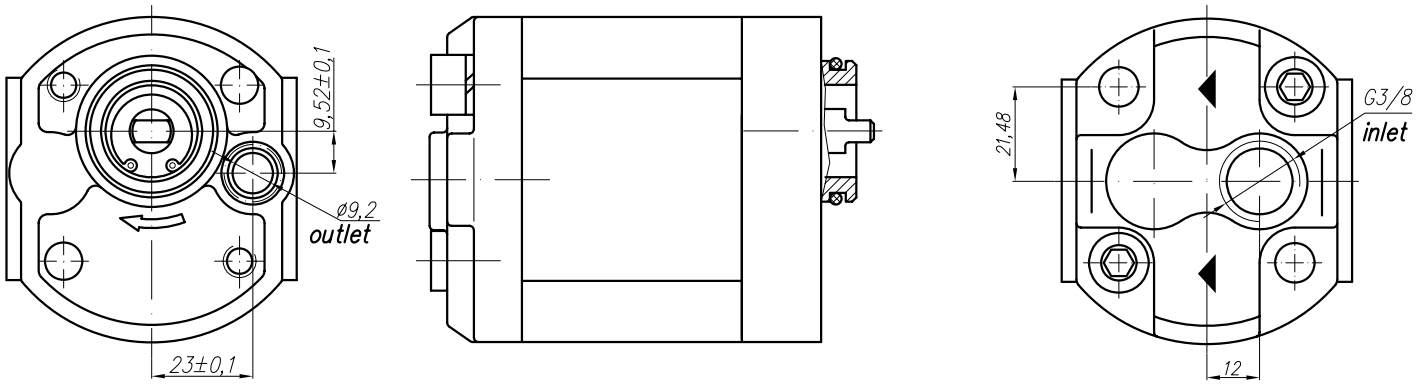

Type	Displacement	Flow		Pressure	max Speed	Dimension							
		at 1500 rpm	at max rpm	P_{nom}	n	A	B	Inlet			Outlet		
	cm^3/rev	l/min	l/min	bar	rpm	mm	mm	M	G	U	M	G	U
10A(C)1X027	1	1,40	3,26	250	3500	71	81		G 3/8" - A			ø9,2	
10A(C)1,25X027	1,25	1,74	4,07	250	3500	72	82						
10A(C)1,6X027	1,6	2,23	5,21	250	3500	73,6	83,6						
10A(C)2X027	2	2,82	6,58	250	3500	75,2	85,2						
10A(C)2,5X027	2,5	3,53	8,23	250	3500	77,2	87,2						
* *10A(C)2,65X027*	*2,65*	*3,74*	*8,72*	*250*	*3500*	*77,8*	*87,8*						
10A(C)3,15X027	3,15	4,44	10,36	250	3500	79,8	89,8						
10A(C)3,65X027	3,65	5,15	12,01	250	3500	81,9	91,9						
10A(C)4,2X027	4,2	5,92	13,82	250	3500	84,1	94,1						
* *10A(C)4,7X027*	*4,7*	*6,63*	*15,46*	*250*	*3500*	*87,1*	*97,1*						
10A(C)5X027	5	7,05	14,10	250	3000	87,2	97,2						
10A(C)5,7X027	5,7	8,12	16,25	200	3000	90,1	100,1						
10A(C)6,1X027	6,1	8,69	14,49	200	2500	91,8	101,8						
10A(C)7,4X027	7,4	10,55	17,58	180	2500	97,2	107,2						
* *10A(C)8X027*	*8*	*11,40*	*15,20*	*150*	*2000*	*99,7*	*109,7*						
10A(C)8,5X027	8,5	12,11	16,15	150	2000	101,7	111,7						
10A(C)9,8X027	9,8	13,97	18,62	120	2000	107	117						

* - These pumps - only under a special order

** - For a shaft with dia 12 see the pump 302 (p. 32)

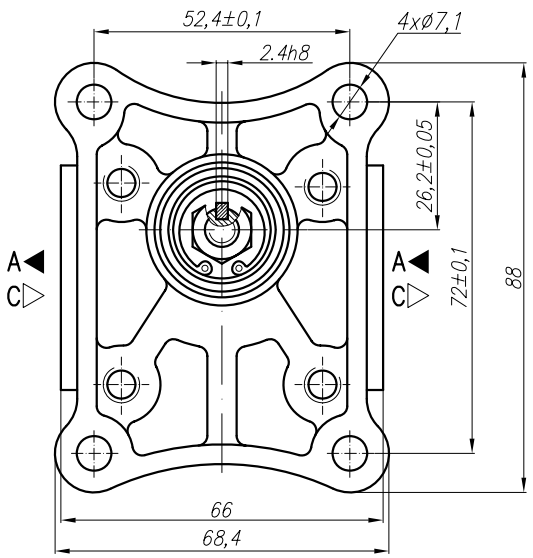

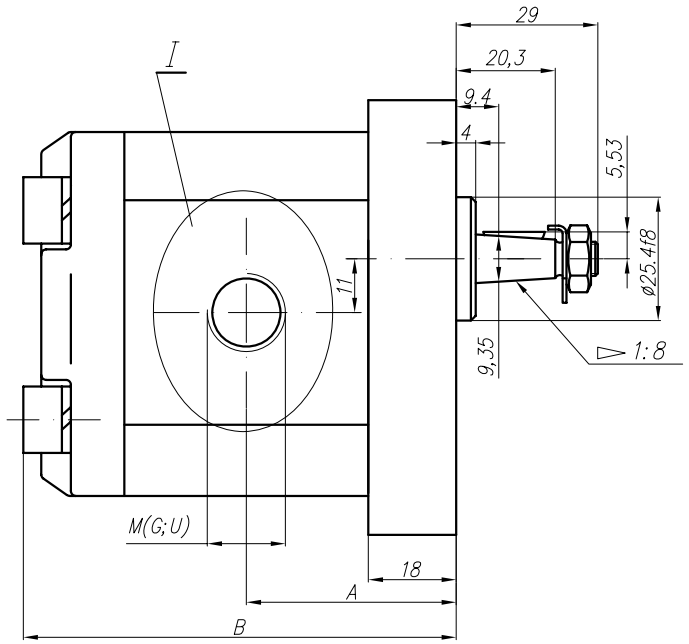

Variants:
...X053M - for M ports (see the picture I and the table below);
...X053G - for G ports (see the picture I and the table below);
...X053U - for U ports (see the picture I and the table below).

I – variants

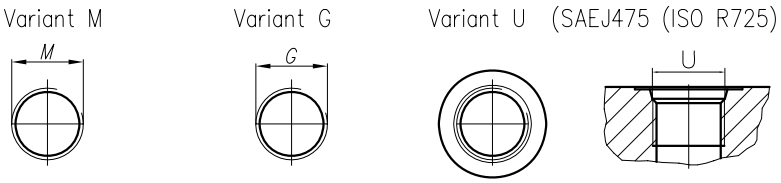

Type	Displacement	Flow		Pressure	max Speed	Dimension							
		at 1500 rpm	at max rpm	P_{nom}	n	A	B	Inlet			Outlet		
	cm^3/rev	l/min	l/min	bar	rpm	mm	mm	M	G	U	M	G	U
10A(C)1X053	1	1,40	3,26	250	3500	39,1	81	M16x1,5	G 3/8" - A	3/4" - 16UNF - 2B	M16x1,5	G 3/8" - A	9/16" - 18UNF - 2B
10A(C)1,25X053	1,25	1,74	4,07	250	3500	39,5	82						
10A(C)1,6X053	1,6	2,23	5,21	250	3500	40,3	83,6						
10A(C)2X053	2	2,82	6,58	250	3500	41,1	85,2						
10A(C)2,5X053	2,5	3,53	8,23	250	3500	42,1	87,2						
** 10A(C)2,65X053*	*2,65*	*3,74*	*8,72*	*250*	*3500*	*42,4*	*87,8*						
10A(C)3,15X053	3,15	4,44	10,36	250	3500	43,5	89,8	M20x1,5	G 1/2"-A				
10A(C)3,65X053	3,65	5,15	12,01	250	3500	44,4	91,9						
10A(C)4,2X053	4,2	5,92	13,82	250	3500	45,5	94,1						
** 10A(C)4,7X053*	*4,7*	*6,63*	*15,46*	*250*	*3500*	*46,1*	*96*						
10A(C)5X053	5	7,05	14,10	250	3000	47,1	97,2						
10A(C)5,7X053	5,7	8,12	16,25	200	3000	48,5	100,1						
10A(C)6,1X053	6,1	8,69	14,49	200	2500	49,4	101,8						
10A(C)7,4X053	7,4	10,55	17,58	180	2500	52,1	107,2	M22x1,5		7/8" - 14UNF	M18x1,5		3/4" - 16UNF
** 10A(C)8X053*	*8*	*11,40*	*15,20*	*150*	*2000*	*53,4*	*109,7*						
10A(C)8,5X053	8,5	12,11	16,15	150	2000	54,4	111,7						
10A(C)9,8X053	9,8	13,97	18,62	120	2000	57	117						

* - These pumps - only under a special order

Rotation "A" - (anticlockwise)

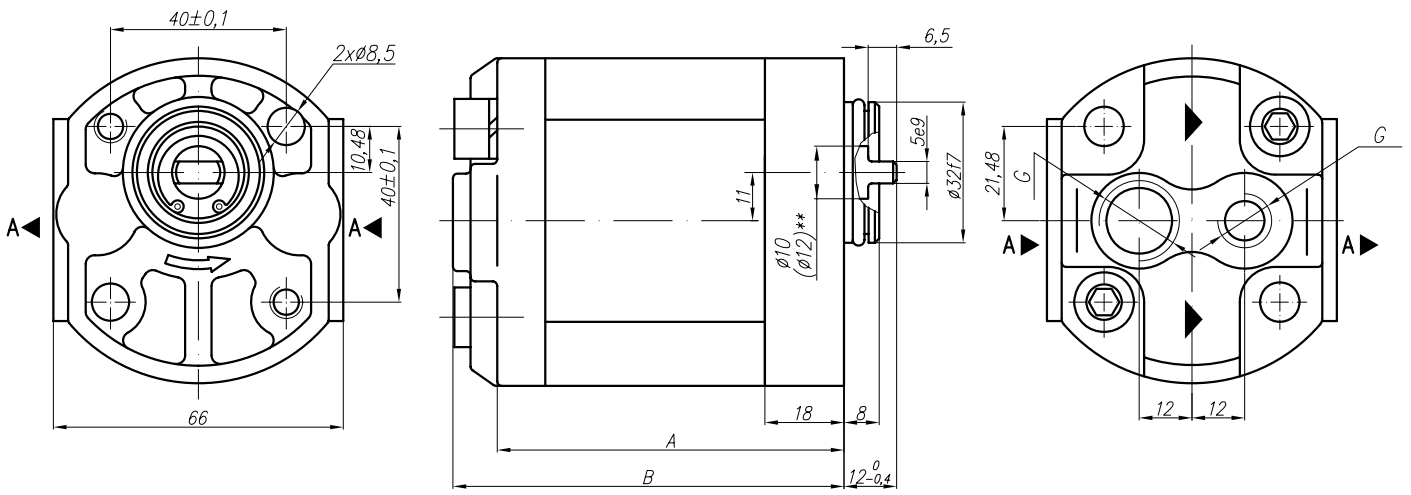

Rotation "C" - (clockwise)

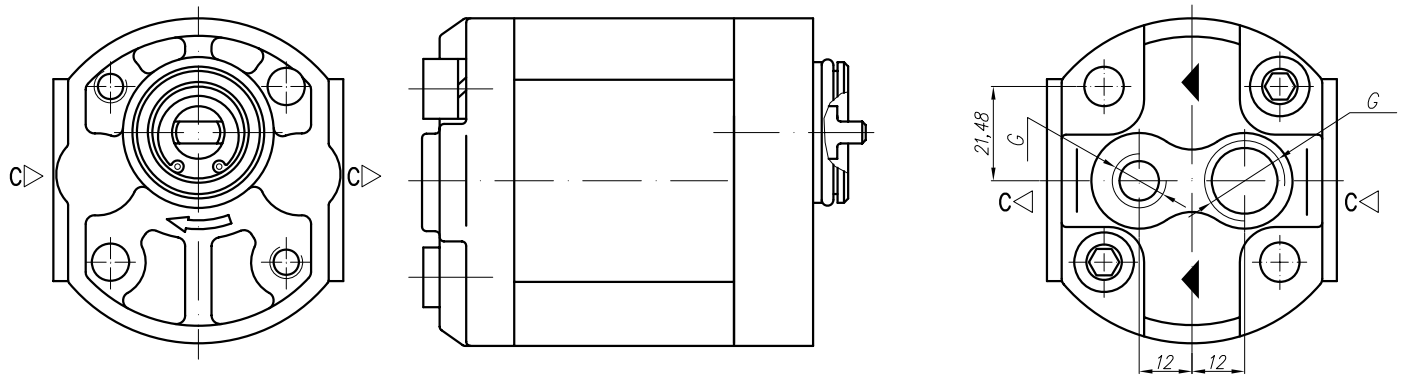

Type	Displacement	Flow		Pressure	max Speed	Dimension							
		at 1500 rpm	at max rpm	P_{nom}	n	A	B	Inlet			Outlet		
	cm^3/rev	l/min	l/min	bar	rpm	mm	mm	M	G	U	M	G	U
10A(C)1X054	1	1,40	3,26	250	3500	71	81		G 3/8" - A			G 1/4" - A	
10A(C)1,25X054	1,25	1,74	4,07	250	3500	72	82						
10A(C)1,6X054	1,6	2,23	5,21	250	3500	73,6	83,6						
10A(C)2X054	2	2,82	6,58	250	3500	75,2	85,2						
10A(C)2,5X054	2,5	3,53	8,23	250	3500	77,2	87,2						
** 10A(C)2,65X054*	*2,65*	*3,74*	*8,72*	*250*	*3500*	*77,8*	*87,8*						
10A(C)3,15X054	3,15	4,44	10,36	250	3500	79,8	89,8						
10A(C)3,65X054	3,65	5,15	12,01	250	3500	81,9	91,9						
10A(C)4,2X054	4,2	5,92	13,82	250	3500	84,1	94,1						
** 10A(C)4,7X054*	*4,7*	*6,63*	*15,46*	*250*	*3500*	*87,1*	*97,1*						
10A(C)5X054	5	7,05	14,10	250	3000	87,2	97,2						
10A(C)5,7X054	5,7	8,12	16,25	200	3000	90,1	100,1						
10A(C)6,1X054	6,1	8,69	14,49	200	2500	91,8	101,8						
10A(C)7,4X054	7,4	10,55	17,58	180	2500	97,2	107,2						
** 10A(C)8X054*	*8*	*11,40*	*15,20*	*150*	*2000*	*99,7*	*109,7*						
10A(C)8,5X054	8,5	12,11	16,15	150	2000	101,7	111,7						
10A(C)9,8X054	9,8	13,97	18,62	120	2000	107	117						

* - These pumps - only under a special order

** - Shaft dia is 10 mm for displ. 1 … 6,1 ccm and 12 mm for displ. 7,4 ccm and more

Rotation "A" - (anticlockwise)

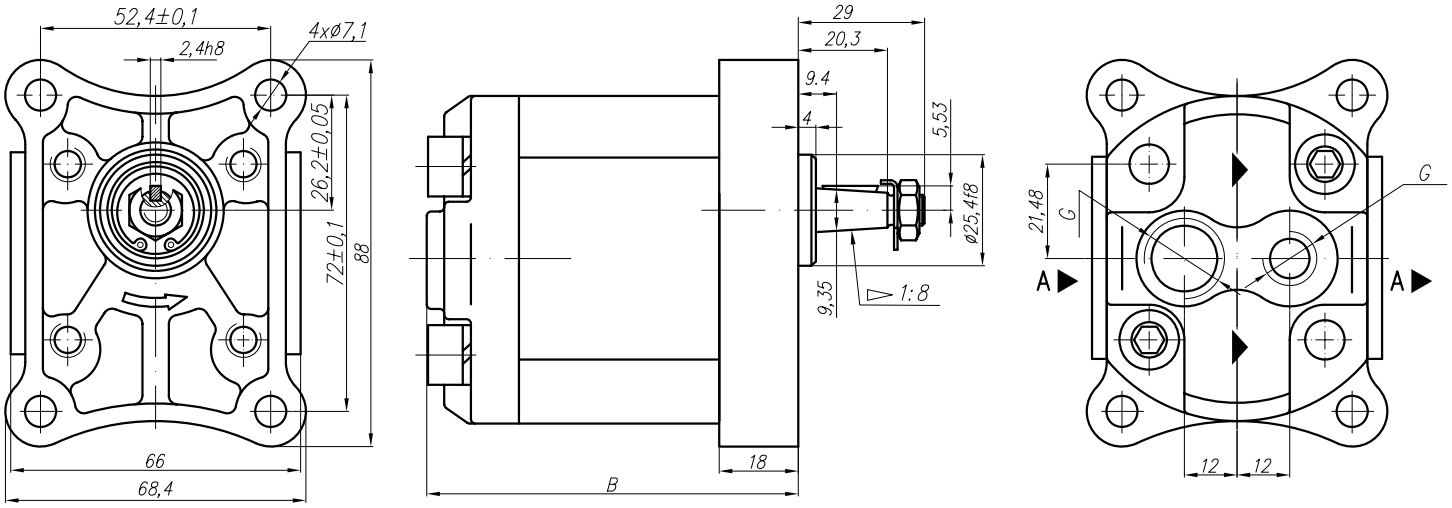

Rotation "C" - (clockwise)

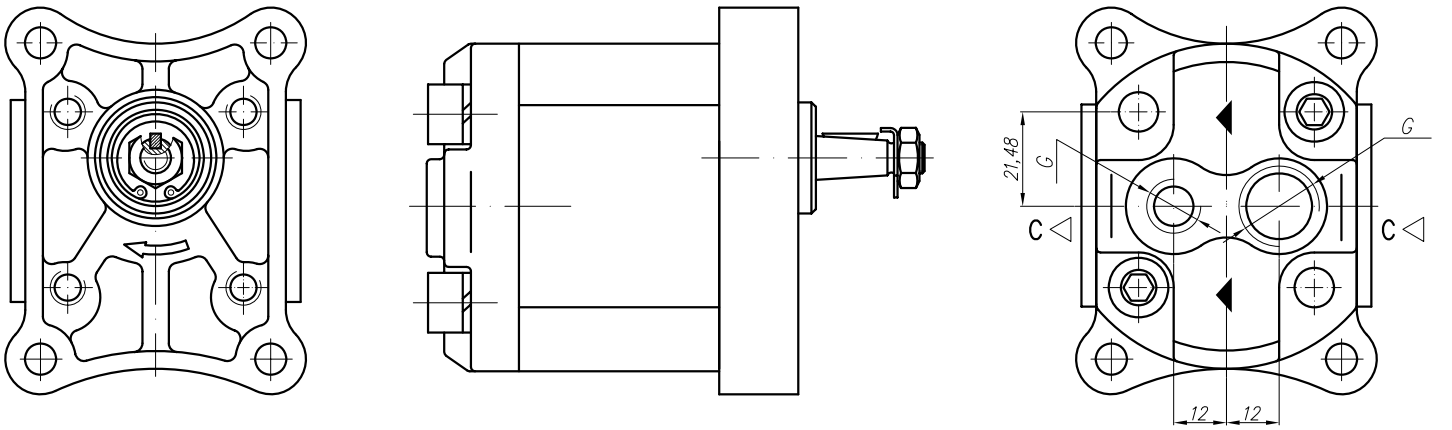

Type	Displacement	Flow		Pressure	max Speed	Dimension							
		at 1500 rpm	at max rpm	P_{nom}	n	A	B	Inlet			Outlet		
	cm^3/rev	l/min	l/min	bar	rpm	mm	mm	M	G	U	M	G	U
10A(C)1X055	1	1,40	3,26	250	3500	71	81		G 3/8" - A			G 1/4" - A	
10A(C)1,25X055	1,25	1,74	4,07	250	3500	72	82						
10A(C)1,6X055	1,6	2,23	5,21	250	3500	73,6	83,6						
10A(C)2X055	2	2,82	6,58	250	3500	75,2	85,2						
10A(C)2,5X055	2,5	3,53	8,23	250	3500	77,2	87,2						
* *10A(C)2,65X055*	*2,65*	*3,74*	*8,72*	*250*	*3500*	*77,8*	*87,8*						
10A(C)3,15X055	3,15	4,44	10,36	250	3500	79,8	89,8						
10A(C)3,65X055	3,65	5,15	12,01	250	3500	81,9	91,9						
10A(C)4,2X055	4,2	5,92	13,82	250	3500	84,1	94,1						
* *10A(C)4,7X055*	*4,7*	*6,63*	*15,46*	*250*	*3500*	*87,1*	*97,1*						
10A(C)5X055	5	7,05	14,10	250	3000	87,2	97,2						
10A(C)5,7X055	5,7	8,12	16,25	200	3000	90,1	100,1						
10A(C)6,1X055	6,1	8,69	14,49	200	2500	91,8	101,8						
10A(C)7,4X055	7,4	10,55	17,58	180	2500	97,2	107,2						
* *10A(C)8X055*	*8*	*11,40*	*15,20*	*150*	*2000*	*99,7*	*109,7*						
10A(C)8,5X055	8,5	12,11	16,15	150	2000	101,7	111,7						
10A(C)9,8X055	9,8	13,97	18,62	120	2000	107	117						

* - These pumps - only under a special order

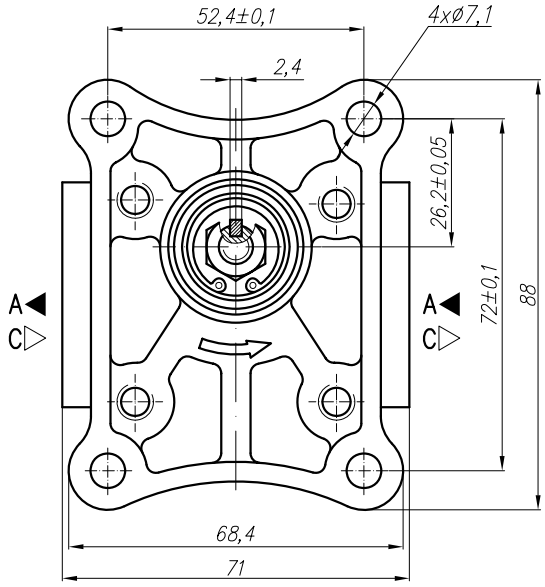

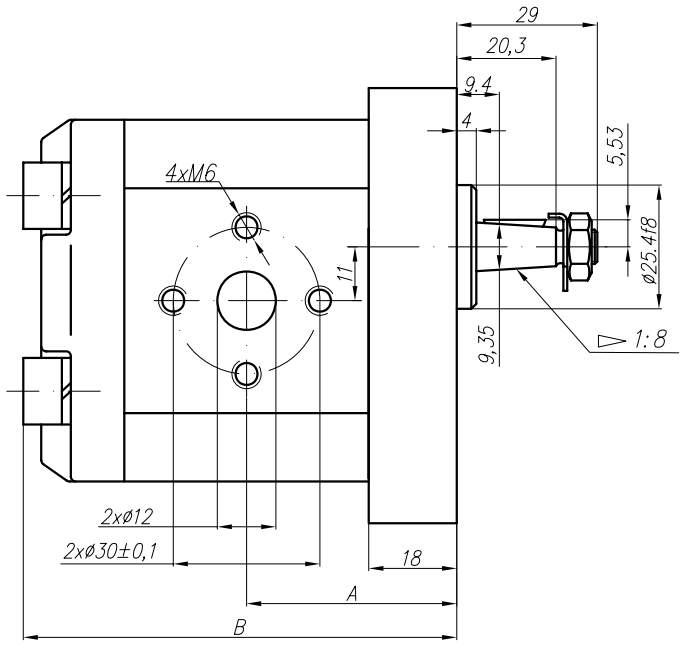

Type	Displacement	Flow		Pressure	max Speed	Dimension							
		at 1500 rpm	at max rpm	P_{nom}	n	A	B	Inlet			Outlet		
	cm^3/rev	l/min	l/min	bar	rpm	mm	mm	M	G	U	M	G	U
10A(C)1X056	1	1,40	3,26	250	3500	39,1	81						
10A(C)1,25X056	1,25	1,74	4,07	250	3500	39,5	82						
10A(C)1,6X056	1,6	2,23	5,21	250	3500	40,3	83,6						
10A(C)2X056	2	2,82	6,58	250	3500	41,1	85,2						
10A(C)2,5X056	2,5	3,53	8,23	250	3500	42,1	87,2						
** 10A(C)2,65X056*	*2,65*	*3,74*	*8,72*	*250*	*3500*	*42,4*	*87,8*						
10A(C)3,15X056	3,15	4,44	10,36	250	3500	43,5	89,8						
10A(C)3,65X056	3,65	5,15	12,01	250	3500	44,4	91,9						
10A(C)4,2X056	4,2	5,92	13,82	250	3500	45,5	94,1						
** 10A(C)4,7X056*	*4,7*	*6,63*	*15,46*	*250*	*3500*	*46,1*	*96*						
10A(C)5X056	5	7,05	14,10	250	3000	47,1	97,2						
10A(C)5,7X056	5,7	8,12	16,25	200	3000	48,5	100,1						
10A(C)6,1X056	6,1	8,69	14,49	200	2500	49,4	101,8						
10A(C)7,4X056	7,4	10,55	17,58	180	2500	52,1	107,2						
** 10A(C)8X056*	*8*	*11,40*	*15,20*	*150*	*2000*	*53,4*	*109,7*						
10A(C)8,5X056	8,5	12,11	16,15	150	2000	54,4	111,7						
10A(C)9,8X056	9,8	13,97	18,62	120	2000	57	117						

* - These pumps - only under a special order

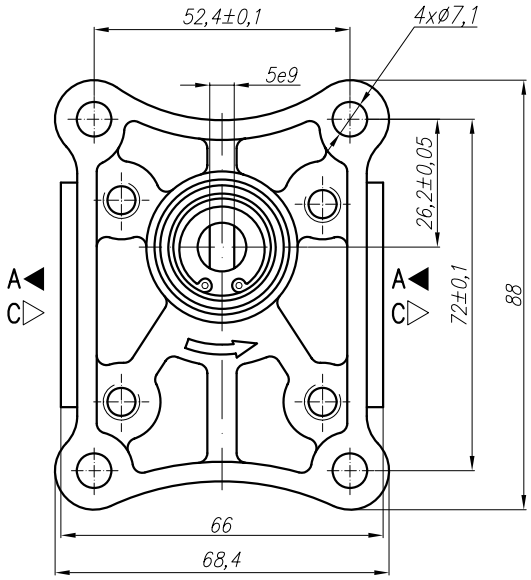

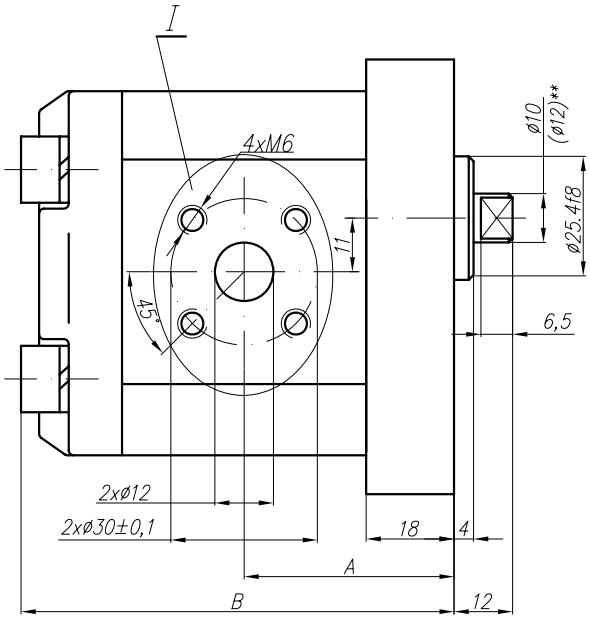

Variants:
...X057 - Normal version (flange);
...X057M - for M ports (see the picture I and the table below);
...X057G - for G ports (see the picture I and the table below);
...X057U - for U ports (see the picture I and the table below).

I – variants

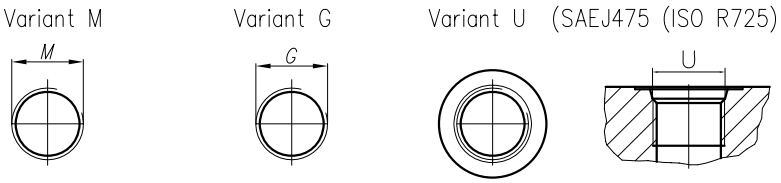

Type	Displacement	Flow		Pressure	max Speed	Dimension							
		at 1500 rpm	at max rpm	P_{nom}	n	A	B	Inlet			Outlet		
	cm^3/rev	l/min	l/min	bar	rpm	mm	mm	M	G	U	M	G	U
10A(C)1X057	1	1,40	3,26	250	3500	39,1	81	M16x1,5	G 3/8" - A	3/4" - 16UNF - 2B	M16x1,5	G 3/8" - A	9/16" - 18UNF - 2B
10A(C)1,25X057	1,25	1,74	4,07	250	3500	39,5	82						
10A(C)1,6X057	1,6	2,23	5,21	250	3500	40,3	83,6						
10A(C)2X057	2	2,82	6,58	250	3500	41,1	85,2						
10A(C)2,5X057	2,5	3,53	8,23	250	3500	42,1	87,2						
* *10A(C)2,65X057*	*2,65*	*3,74*	*8,72*	*250*	*3500*	*42,4*	*87,8*						
10A(C)3,15X057	3,15	4,44	10,36	250	3500	43,5	89,8	M20x1,5	G 1/2"-A				
10A(C)3,65X057	3,65	5,15	12,01	250	3500	44,4	91,9						
10A(C)4,2X057	4,2	5,92	13,82	250	3500	45,5	94,1						
* *10A(C)4,7X057*	*4,7*	*6,63*	*15,46*	*250*	*3500*	*46,1*	*96*						
10A(C)5X057	5	7,05	14,10	250	3000	47,1	97,2						
10A(C)5,7X057	5,7	8,12	16,25	200	3000	48,5	100,1						
10A(C)6,1X057	6,1	8,69	14,49	180	2500	49,4	101,8						
10A(C)7,4X057	7,4	10,55	17,58	180	2500	52,1	107,2	M22x1,5		7/8" - 14UNF	M18x1,5		3/4" - 16UNF
* *10A(C)8X057*	*8*	*11,40*	*15,20*	*150*	*2000*	*53,4*	*109,7*						
10A(C)8,5X057	8,5	12,11	16,15	150	2000	54,4	111,7						
10A(C)9,8X057	9,8	13,97	18,62	120	2000	57	117						

* - These pumps - only under a special order

** - Shaft dia is 10 mm for displ. 1 … 6,1 ccm and 12 mm for displ. 7,4 ccm and more

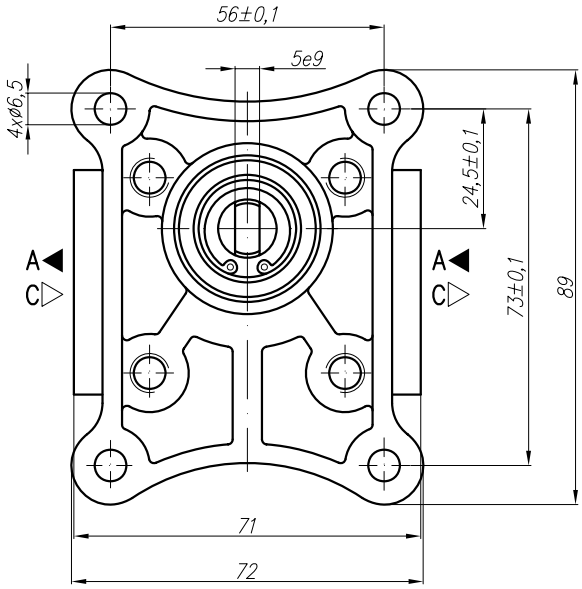

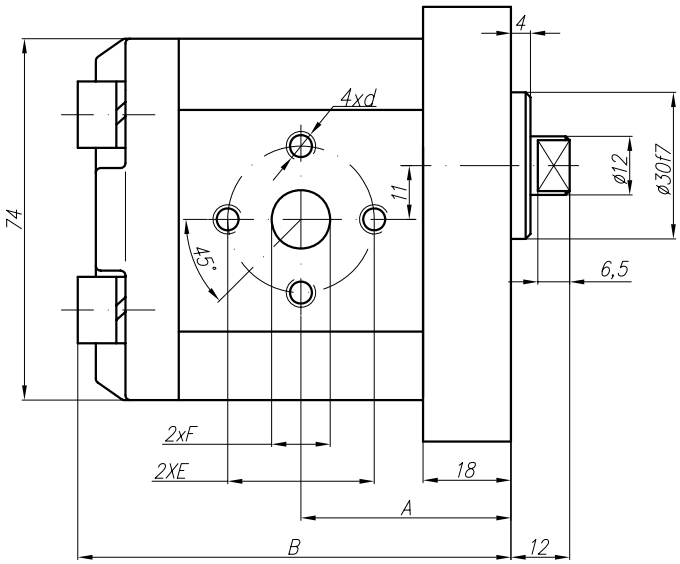

Type	Displacement	Flow		Pressure	max Speed	Dimension							
		at 1500 rpm	at max rpm	P_{nom}	n	A	B	Inlet			Outlet		
	cm^3/rev	l/min	l/min	bar	rpm	mm	mm	E	F	d	E	F	d
10A(C)1X115	1	1,40	3,26	250	3500	39,1	81						
10A(C)1,25X115	1,25	1,74	4,07	250	3500	39,5	82						
10A(C)1,6X115	1,6	2,23	5,21	250	3500	40,3	83,6						
10A(C)2X115	2	2,82	6,58	250	3500	41,1	85,2						
10A(C)2,5X115	2,5	3,53	8,23	250	3500	42,1	87,2						
** 10A(C)2,65X115*	*2,65*	*3,74*	*8,72*	*250*	*3500*	*42,4*	*87,8*						
10A(C)3,15X115	3,15	4,44	10,36	250	3500	43,5	89,8						
10A(C)3,65X115	3,65	5,15	12,01	250	3500	44,4	91,9						
10A(C)4,2X115	4,2	5,92	13,82	250	3500	45,5	94,1	ø30	ø12	M6	ø30	ø12	M6
** 10A(C)4,7X115*	*4,7*	*6,63*	*15,46*	*250*	*3500*	*46,1*	*96*						
10A(C)5X115	5	7,05	14,10	250	3000	47,1	97,2						
10A(C)5,7X115	5,7	8,12	16,25	200	3000	48,5	100,1						
10A(C)6,1X115	6,1	8,69	14,49	200	2500	49,4	101,8						
10A(C)7,4X115	7,4	10,55	17,58	180	2500	52,1	107,2						
** 10A(C)8X115*	*8*	*11,40*	*15,20*	*150*	*2000*	*53,4*	*109,7*						
10A(C)8,5X115	8,5	12,11	16,15	150	2000	54,4	111,7						
10A(C)9,8X115	9,8	13,97	18,62	120	2000	57	117						

* - These pumps - only under a special order

Rotation "A" - (anticlockwise)

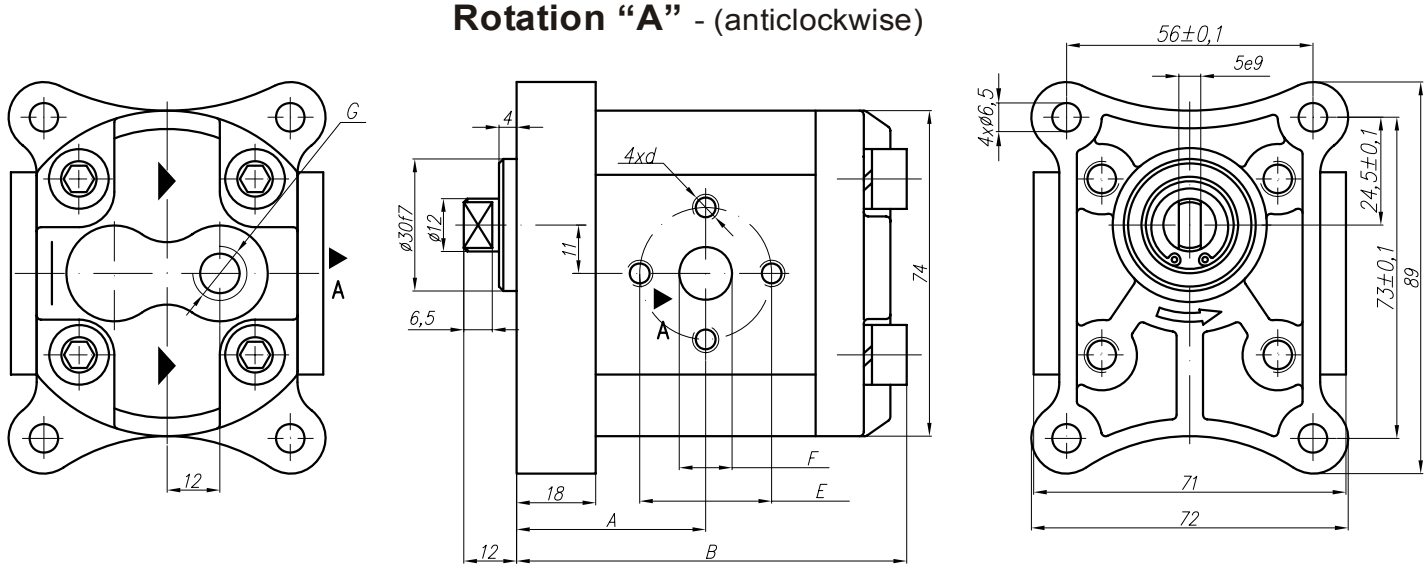

Rotation "C" - (clockwise)

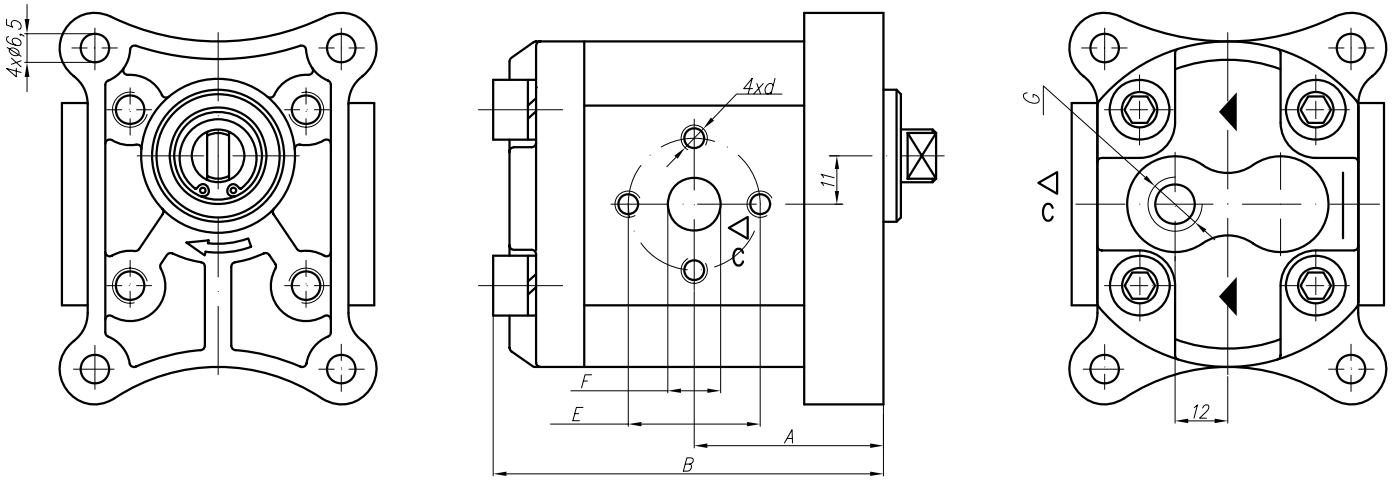

Type	Displacement	Flow		Pressure	max Speed	Dimension							
		at 1500 rpm	at max rpm	P_{nom}	n	A	B	Inlet			Outlet		
	cm^3/rev	l/min	l/min	bar	rpm	mm	mm	E	F	d	M	G	U
10A(C)1X125	1	1,40	3,26	250	3500	39,1	81						
10A(C)1,25X125	1,25	1,74	4,07	250	3500	39,5	82						
10A(C)1,6X125	1,6	2,23	5,21	250	3500	40,3	83,6						
10A(C)2X125	2	2,82	6,58	250	3500	41,1	85,2						
10A(C)2,5X125	2,5	3,53	8,23	250	3500	42,1	87,2						
** 10A(C)2,65X125*	*2,65*	*3,74*	*8,72*	*250*	*3500*	*42,4*	*87,8*						
10A(C)3,15X125	3,15	4,44	10,36	250	3500	43,5	89,8						
10A(C)3,65X125	3,65	5,15	12,01	250	3500	44,4	91,9						
10A(C)4,2X125	4,2	5,92	13,82	250	3500	45,5	94,1	⌀30	⌀12	M6		G 1/4" - A	
** 10A(C)4,7X125*	*4,7*	*6,63*	*15,46*	*250*	*3500*	*46,1*	*96*						
10A(C)5X125	5	7,05	14,10	250	3000	47,1	97,2						
10A(C)5,7X125	5,7	8,12	16,25	200	3000	48,5	100,1						
10A(C)6,1X125	6,1	8,69	14,49	200	2500	49,4	101,8						
10A(C)7,4X125	7,4	10,55	17,58	180	2500	52,1	107,2						
** 10A(C)8X125*	*8*	*11,40*	*15,20*	*150*	*2000*	*53,4*	*109,7*						
10A(C)8,5X125	8,5	12,11	16,15	150	2000	54,4	111,7						
10A(C)9,8X125	9,8	13,97	18,62	120	2000	57	117						

* - These pumps - only under a special order

Rotation "A" - (anticlockwise)

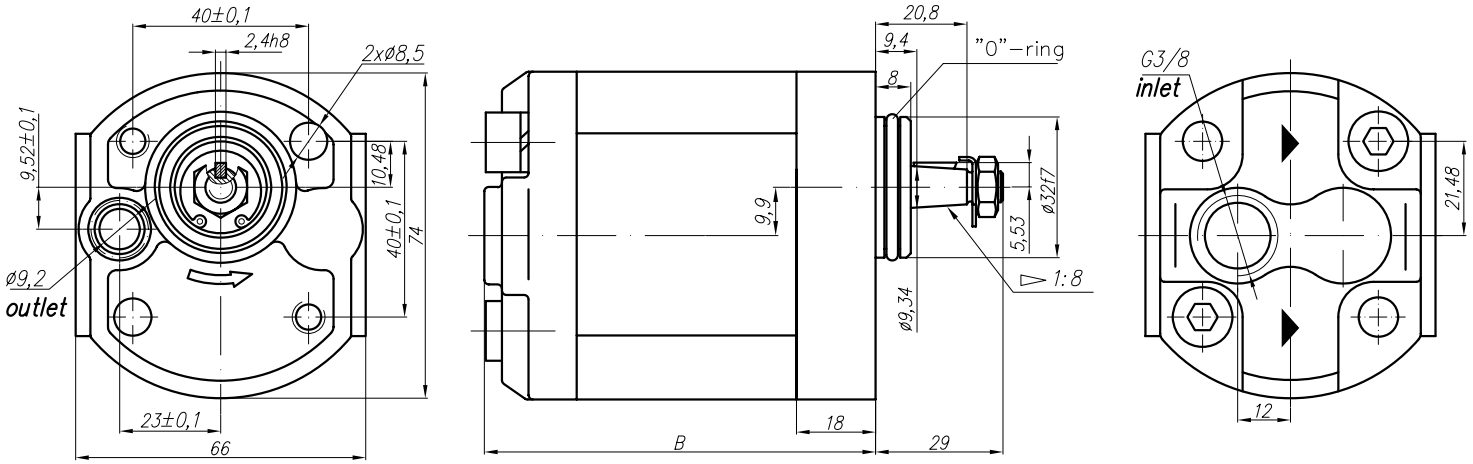

Rotation "C" - (clockwise)

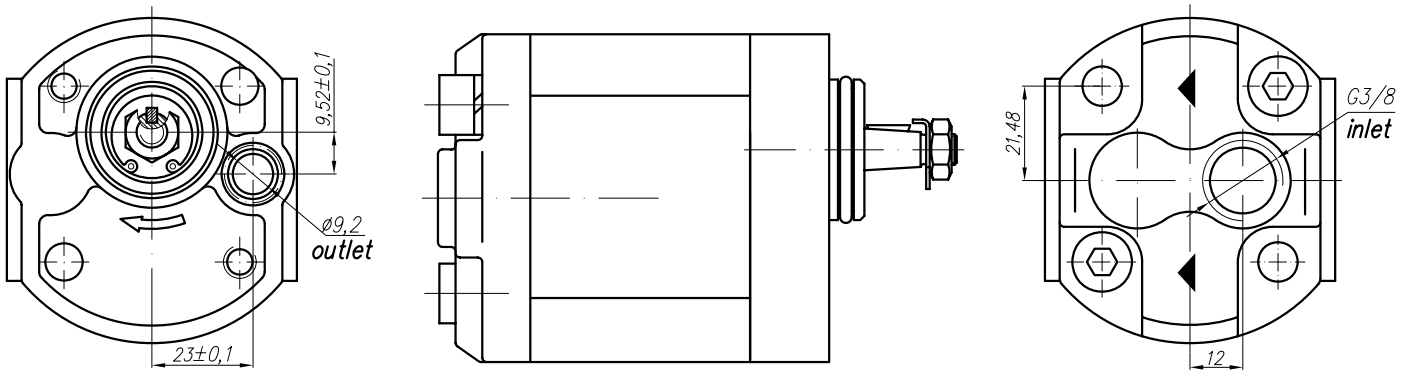

Type	Displacement	Flow		Pressure	max Speed	Dimension							
		at 1500 rpm	at max rpm	P_{nom}	n	A	B	Inlet			Outlet		
	cm^3/rev	l/min	l/min	bar	rpm	mm	mm	M	G	U	M	G	U
10A(C)1X131	1	1,40	3,26	250	3500	71	81		G 3/8" - A			ø9,2	
10A(C)1,25X131	1,25	1,74	4,07	250	3500	72	82						
10A(C)1,6X131	1,6	2,23	5,21	250	3500	73,6	83,6						
10A(C)2X131	2	2,82	6,58	250	3500	75,2	85,2						
10A(C)2,5X131	2,5	3,53	8,23	250	3500	77,2	87,2						
* *10A(C)2,65X131*	*2,65*	*3,74*	*8,72*	*250*	*3500*	*77,8*	*87,8*						
10A(C)3,15X131	3,15	4,44	10,36	250	3500	79,8	89,8						
10A(C)3,65X131	3,65	5,15	12,01	250	3500	81,9	91,9						
10A(C)4,2X131	4,2	5,92	13,82	250	3500	84,1	94,1						
* *10A(C)4,7X131*	*4,7*	*6,63*	*15,46*	*250*	*3500*	*87,1*	*97,1*						
10A(C)5X131	5	7,05	14,10	250	3000	87,2	97,2						
10A(C)5,7X131	5,7	8,12	16,25	200	3000	90,1	100,1						
10A(C)6,1X131	6,1	8,69	14,49	200	2500	91,8	101,8						
10A(C)7,4X131	7,4	10,55	17,58	180	2500	97,2	107,2						
* *10A(C)8X131*	*8*	*11,40*	*15,20*	*150*	*2000*	*99,7*	*109,7*						
10A(C)8,5X131	8,5	12,11	16,15	150	2000	101,7	111,7						
10A(C)9,8X131	9,8	13,97	18,62	120	2000	107	117						

* - These pumps - only under a special order

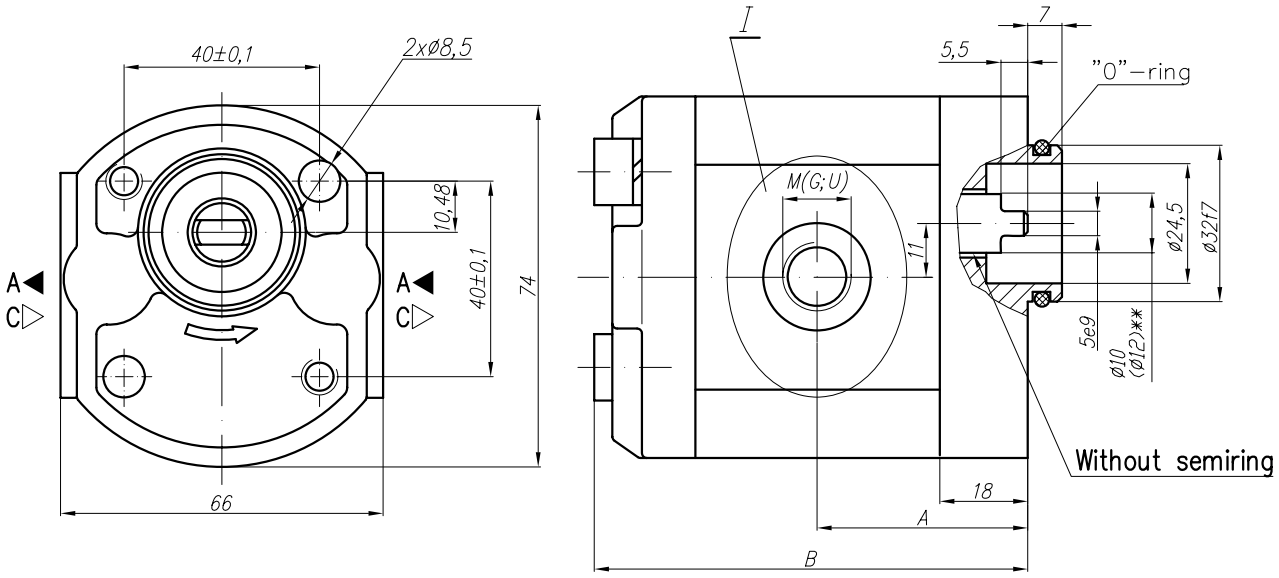

Variants:
...X 135 M - for M ports (see the picture I and the table below);
...X 135 G - for G ports (see the picture I and the table below);
...X 135 U - for U ports (see the picture I and the table below) .

I – variants

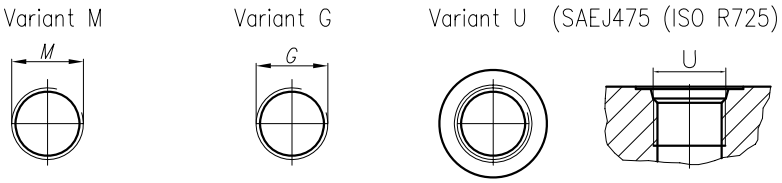

Type	Displacement	Flow		Pressure	max Speed	Dimension							
		at 1500 rpm	at max rpm	P_{nom}	n	A	B	Inlet			Outlet		
	cm^3/rev	l/min	l/min	bar	rpm	mm	mm	M	G	U	M	G	U
10A(C)1X135	1	1,40	3,26	250	3500	39,1	81	M16x1,5	G 3/8" - A	3/4" - 16UNF - 2B	M16x1,5	G 3/8" - A	9/16" - 18UNF - 2B
10A(C)1,25X135	1,25	1,74	4,07	250	3500	39,5	82						
10A(C)1,6X135	1,6	2,23	5,21	250	3500	40,3	83,6						
10A(C)2X135	2	2,82	6,58	250	3500	41,1	85,2						
10A(C)2,5X135	2,5	3,53	8,23	250	3500	42,1	87,2						
* *10A(C)2,65X135*	*2,65*	*3,74*	*8,72*	*250*	*3500*	*42,4*	*87,8*						
10A(C)3,15X135	3,15	4,44	10,36	250	3500	43,5	89,8	M20x1,5	G 1/2"-A				
10A(C)3,65X135	3,65	5,15	12,01	250	3500	44,4	91,9						
10A(C)4,2X135	4,2	5,92	13,82	250	3500	45,5	94,1						
* *10A(C)4,7X135*	*4,7*	*6,63*	*15,46*	*250*	*3500*	*46,1*	*96*						
10A(C)5X135	5	7,05	14,10	250	3000	47,1	97,2						
10A(C)5,7X135	5,7	8,12	16,25	200	3000	48,5	100,1						
10A(C)6,1X135	6,1	8,69	14,49	200	2500	49,4	101,8						
10A(C)7,4X135	7,4	10,55	17,58	180	2500	52,1	107,2	M22x1,5		7/8" - 14UNF	M18x1,5		3/4" - 16UNF
* *10A(C)8X135*	*8*	*11,40*	*15,20*	*150*	*2000*	*53,4*	*109,7*						
10A(C)8,5X135	8,5	12,11	16,15	150	2000	54,4	111,7						
10A(C)9,8X135	9,8	13,97	18,62	120	2000	57	117						

* - These pumps - only under a special order

** - Shaft dia is 10 mm for displ. 1 … 6,1 ccm and 12 mm for displ. 7,4 ccm and more

The pump 10A(C)...X142 is a second section of multiple pump Gr.21.

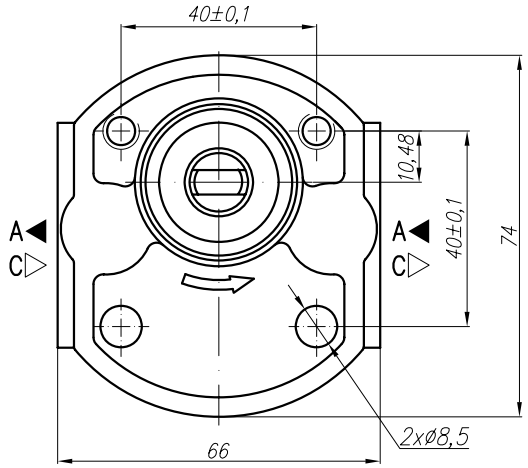

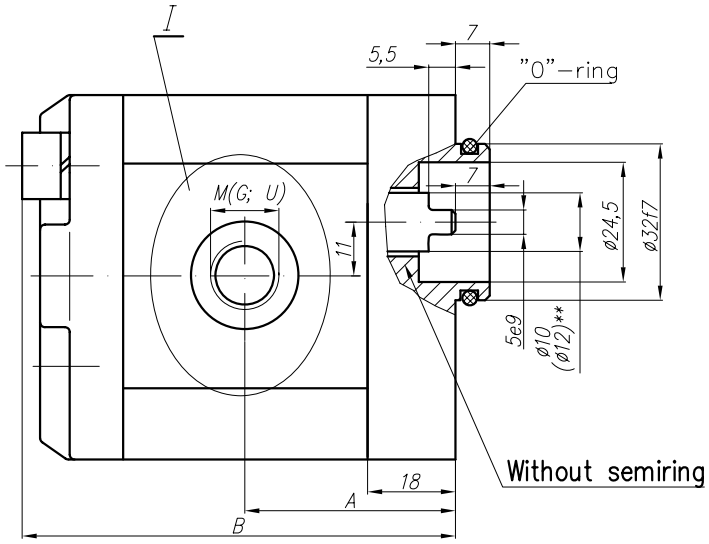

Variants:
...X142M - for M ports (see the picture I and the table below);
...X142G - for G ports (see the picture I and the table below);
...X142U - for U ports (see the picture I and the table below).

I – variants

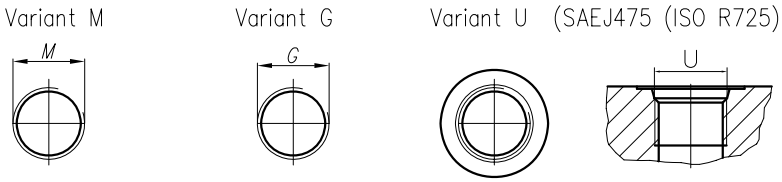

Type	Displacement	Flow		Pressure	max Speed	Dimension							
		at 1500 rpm	at max rpm	P_{nom}	n	A	B	Inlet			Outlet		
	cm^3/rev	l/min	l/min	bar	rpm	mm	mm	M	G	U	M	G	U
10A(C)1X142	1	1,40	3,26	250	3500	39,1	81	M16x1,5	G 3/8" - A	3/4" - 16UNF - 2B	M16x1,5	G 3/8" - A	9/16" - 18UNF - 2B
10A(C)1,25X142	1,25	1,74	4,07	250	3500	39,5	82						
10A(C)1,6X142	1,6	2,23	5,21	250	3500	40,3	83,6						
10A(C)2X142	2	2,82	6,58	250	3500	41,1	85,2						
10A(C)2,5X142	2,5	3,53	8,23	250	3500	42,1	87,2						
** 10A(C)2,65X142*	*2,65*	*3,74*	*8,72*	*250*	*3500*	*42,4*	*87,8*						
10A(C)3,15X142	3,15	4,44	10,36	250	3500	43,5	89,8	M20x1,5	G 1/2"-A				
10A(C)3,65X142	3,65	5,15	12,01	250	3500	44,4	91,9						
10A(C)4,2X142	4,2	5,92	13,82	250	3500	45,5	94,1						
** 10A(C)4,7X142*	*4,7*	*6,63*	*15,46*	*250*	*3500*	*46,1*	*96*						
10A(C)5X142	5	7,05	14,10	250	3000	47,1	97,2						
10A(C)5,7X142	5,7	8,12	16,25	200	3000	48,5	100,1						
10A(C)6,1X142	6,1	8,69	14,49	200	2500	49,4	101,8						
10A(C)7,4X142	7,4	10,55	17,58	180	2500	52,1	107,2	M22x1,5		7/8" - 14UNF	M18x1,5		3/4" - 16UNF
** 10A(C)8X142*	*8*	*11,40*	*15,20*	*150*	*2000*	*53,4*	*109,7*						
10A(C)8,5X142	8,5	12,11	16,15	150	2000	54,4	111,7						
10A(C)9,8X142	9,8	13,97	18,62	120	2000	57	117						

* - These pumps - only under a special order

** - Shaft dia is 10 mm for displ. 1 … 6,1 ccm and 12 mm for displ. 7,4 ccm and more

The pump 10A(C)...X174 is a first section of multiple pump Gr.11.

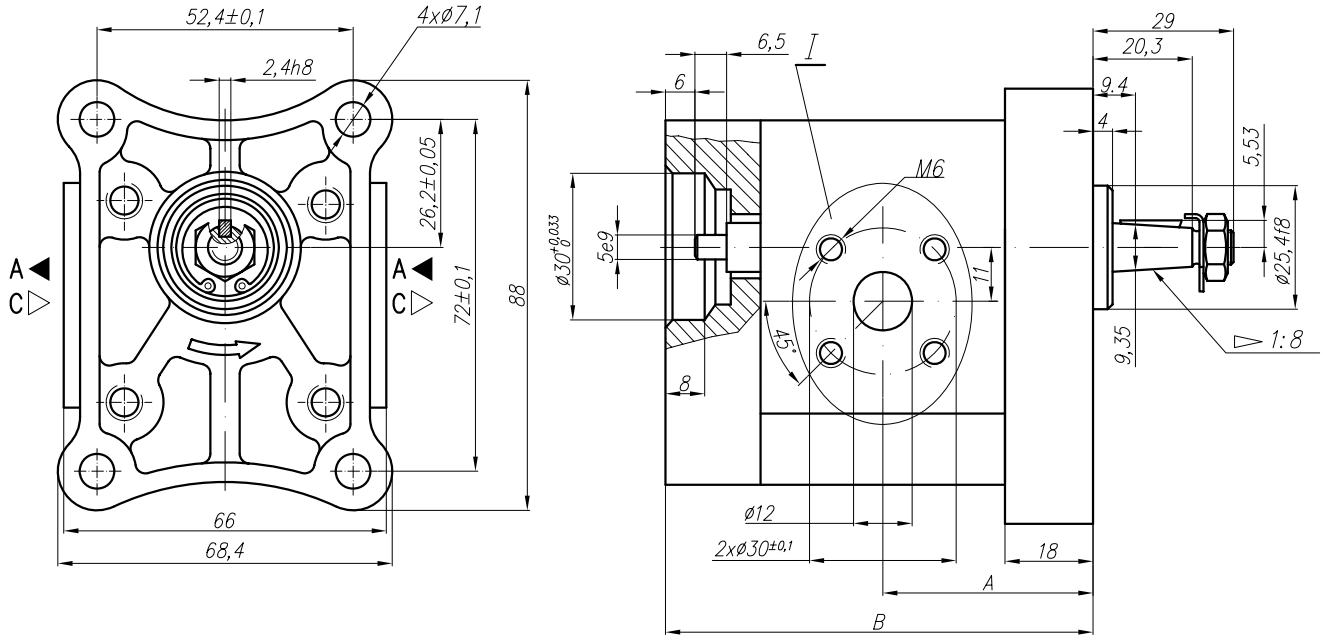

I – variants

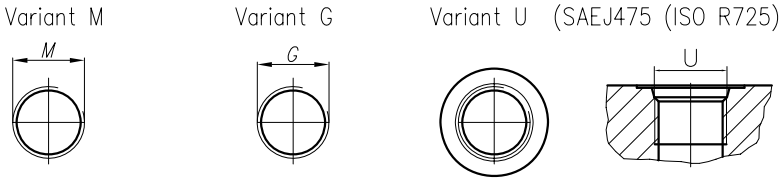

Variants:
...X174 - Normal version (flange);
...X174M - for M ports (see the picture I and the table below);
...X174G - for G ports (see the picture I and the table below);
...X174U - for U ports (see the picture I and the table below).

Type	Displacement	Flow		Pressure	max Speed	Dimension							
		at 1500 rpm	at max rpm	P_{nom}	n	A	B	Inlet			Outlet		
	cm^3/rev	l/min	l/min	bar	rpm	mm	mm	M	G	U	M	G	U
10A(C)1X174	1	1,40	3,26	250	3500	39,1	81	M16x1,5	G 3/8" - A	3/4" - 16UNF - 2B	M16x1,5	G 3/8" - A	9/16" - 18UNF - 2B
10A(C)1,25X174	1,25	1,74	4,07	250	3500	39,5	82						
10A(C)1,6X174	1,6	2,23	5,21	250	3500	40,3	83,6						
10A(C)2X174	2	2,82	6,58	250	3500	41,1	85,2						
10A(C)2,5X174	2,5	3,53	8,23	250	3500	42,1	87,2						
* *10A(C)2,65X174*	*2,65*	*3,74*	*8,72*	*250*	*3500*	*42,4*	*87,8*						
10A(C)3,15X174	3,15	4,44	10,36	250	3500	43,5	89,8	M20x1,5	G 1/2"-A				
10A(C)3,65X174	3,65	5,15	12,01	250	3500	44,4	91,9						
10A(C)4,2X174	4,2	5,92	13,82	250	3500	45,5	94,1						
* *10A(C)4,7X174*	*4,7*	*6,63*	*15,46*	*250*	*3500*	*46,1*	*96*						
10A(C)5X174	5	7,05	14,10	250	3000	47,1	97,2						
10A(C)5,7X174	5,7	8,12	16,25	200	3000	48,5	100,1						
10A(C)6,1X174	6,1	8,69	14,49	200	2500	49,4	101,8						
10A(C)7,4X174	7,4	10,55	17,58	180	2500	52,1	107,2	M22x1,5		7/8" - 14UNF	M18x1,5		3/4" - 16UNF
* *10A(C)8X174*	*8*	*11,40*	*15,20*	*150*	*2000*	*53,4*	*109,7*						
10A(C)8,5X174	8,5	12,11	16,15	150	2000	54,4	111,7						
10A(C)9,8X174	9,8	13,97	18,62	120	2000	57	117						

* - These pumps - only under a special order

The pump 10A(C)...X175 is a second section of multiple pump Gr.11.

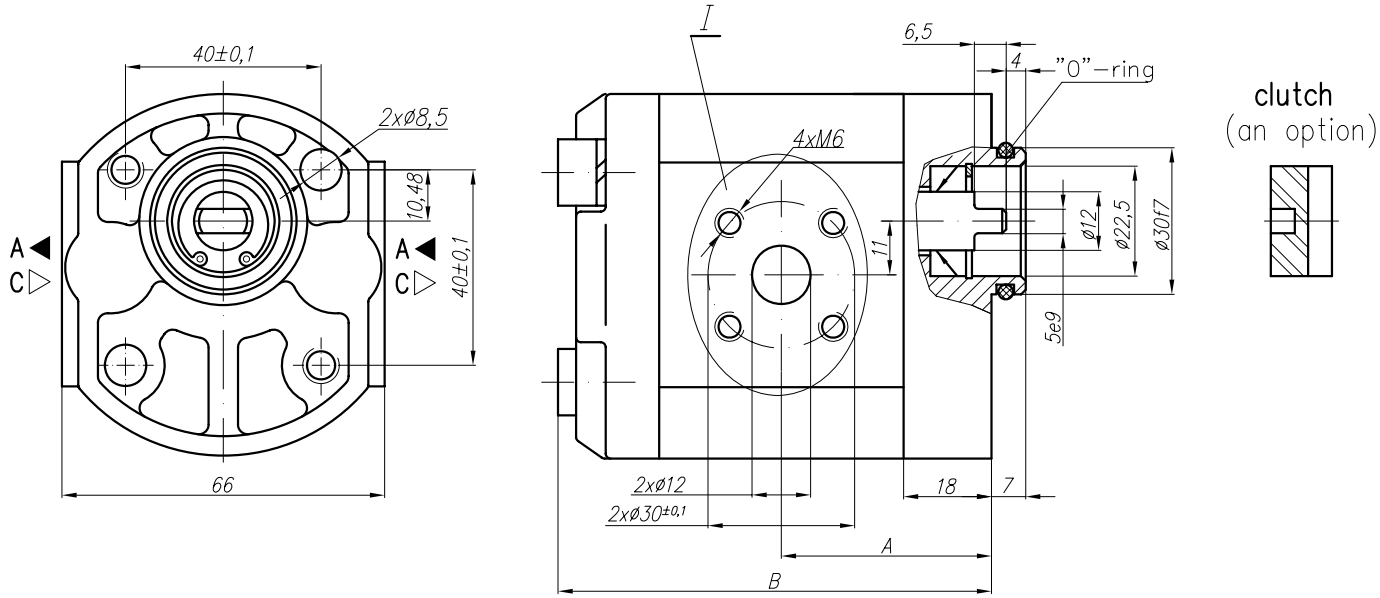

Variants:
...X175 - Normal version (flange);
...X175M - for M ports (see the picture I and the table below);
...X175G - for G ports (see the picture I and the table below);
...X175U - for U ports (see the picture I and the table below).

I – variants

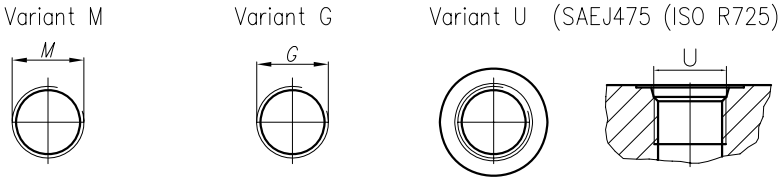

Type	Displacement	Flow		Pressure	max Speed	Dimension							
		at 1500 rpm	at max rpm	P_{nom}	n	A	B	Inlet			Outlet		
	cm^3/rev	l/min	l/min	bar	rpm	mm	mm	M	G	U	M	G	U
10A(C)1X175	1	1,40	3,26	250	3500	39,1	81	M16x1,5	G 3/8" - A	3/4" - 16UNF - 2B	M16x1,5	G 3/8" - A	9/16" - 18UNF - 2B
10A(C)1,25X175	1,25	1,74	4,07	250	3500	39,5	82						
10A(C)1,6X175	1,6	2,23	5,21	250	3500	40,3	83,6						
10A(C)2X175	2	2,82	6,58	250	3500	41,1	85,2						
10A(C)2,5X175	2,5	3,53	8,23	250	3500	42,1	87,2						
* *10A(C)2,65X175*	*2,65*	*3,74*	*8,72*	*250*	*3500*	*42,4*	*87,8*						
10A(C)3,15X175	3,15	4,44	10,36	250	3500	43,5	89,8	M20x1,5	G 1/2"-A				
10A(C)3,65X175	3,65	5,15	12,01	250	3500	44,4	91,9						
10A(C)4,2X175	4,2	5,92	13,82	250	3500	45,5	94,1						
* *10A(C)4,7X175*	*4,7*	*6,63*	*15,46*	*250*	*3500*	*46,1*	*96*						
10A(C)5X175	5	7,05	14,10	250	3000	47,1	97,2						
10A(C)5,7X175	5,7	8,12	16,25	200	3000	48,5	100,1						
10A(C)6,1X175	6,1	8,69	14,49	200	2500	49,4	101,8						
10A(C)7,4X175	7,4	10,55	17,58	180	2500	52,1	107,2	M22x1,5		7/8" - 14UNF	M18x1,5		3/4" - 16UNF
* *10A(C)8X175*	*8*	*11,40*	*15,20*	*150*	*2000*	*53,4*	*109,7*						
10A(C)8,5X175	8,5	12,11	16,15	150	2000	54,4	111,7						
10A(C)9,8X175	9,8	13,97	18,62	120	2000	57	117						

* - These pumps - only under a special order

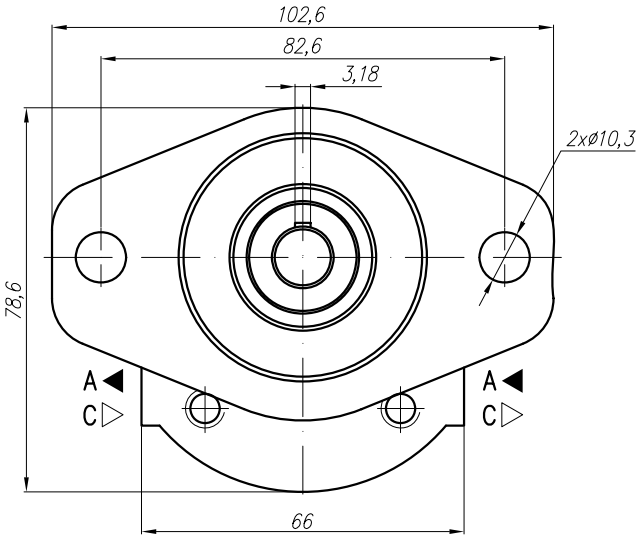

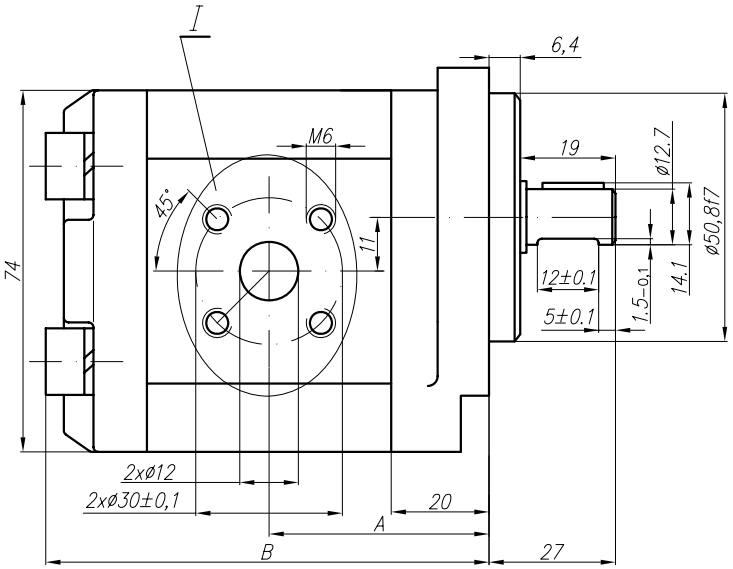

Variants:
...X176 - Normal version (flange);
...X176M - for M ports (see the picture I and the table below);
...X176G - for G ports (see the picture I and the table below);
...X176U - for U ports (see the picture I and the table below).

I – variants

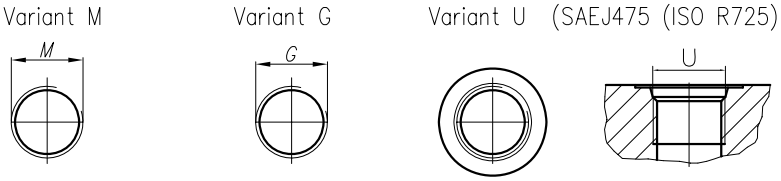

Type	Displacement	Flow		Pressure	max Speed	Dimension							
		at 1500 rpm	at max rpm	P_{nom}	n	A	B	Inlet			Outlet		
	cm^3/rev	l/min	l/min	bar	rpm	mm	mm	M	G	U	M	G	U
10A(C)1X176	1	1,40	3,26	250	3500	41,1	83	M16x1,5	G 3/8" - A	3/4" - 16UNF - 2B	M16x1,5	G 3/8" - A	9/16" - 18UNF - 2B
10A(C)1,25X176	1,25	1,74	4,07	250	3500	41,5	84						
10A(C)1,6X176	1,6	2,23	5,21	250	3500	42,3	85,6						
10A(C)2X176	2	2,82	6,58	250	3500	43,1	87,2						
10A(C)2,5X176	2,5	3,53	8,23	250	3500	44,1	89,2						
* *10A(C)2,65X176*	*2,65*	*3,74*	*8,72*	*250*	*3500*	*44,4*	*89,8*						
10A(C)3,15X176	3,15	4,44	10,36	250	3500	45,5	91,8	M20x1,5	G 1/2"-A				
10A(C)3,65X176	3,65	5,15	12,01	250	3500	46,4	93,9						
10A(C)4,2X176	4,2	5,92	13,82	250	3500	47,5	96,1						
* *10A(C)4,7X176*	*4,7*	*6,63*	*15,46*	*250*	*3500*	*48,5*	*98*						
10A(C)5X176	5	7,05	14,10	250	3000	49,1	99,2						
10A(C)5,7X176	5,7	8,12	16,25	200	3000	50,5	102						
10A(C)6,1X176	6,1	8,69	14,49	200	2500	51,4	103,8						
10A(C)7,4X176	7,4	10,55	17,58	180	2500	54,1	109,2	M22x1,5		7/8" - 14UNF	M18x1,5		3/4" - 16UNF
* *10A(C)8X176*	*8*	*11,40*	*15,20*	*150*	*2000*	*55,4*	*111,7*						
10A(C)8,5X176	8,5	12,11	16,15	150	2000	56,4	113,7						
10A(C)9,8X176	9,8	13,97	18,62	120	2000	59	119						

* - These pumps - only under a special order

The pump 10A(C)...X179 is a second section of multiple pump Gr.21.

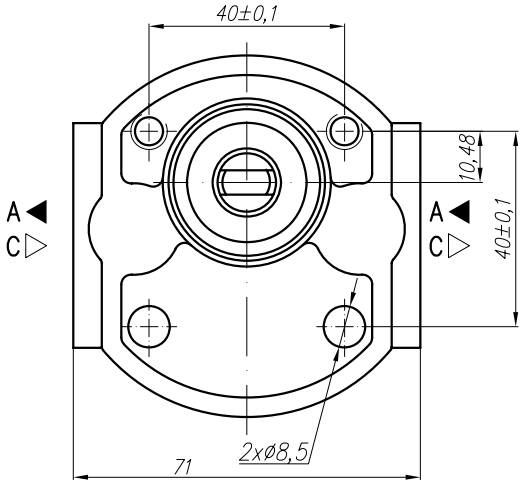

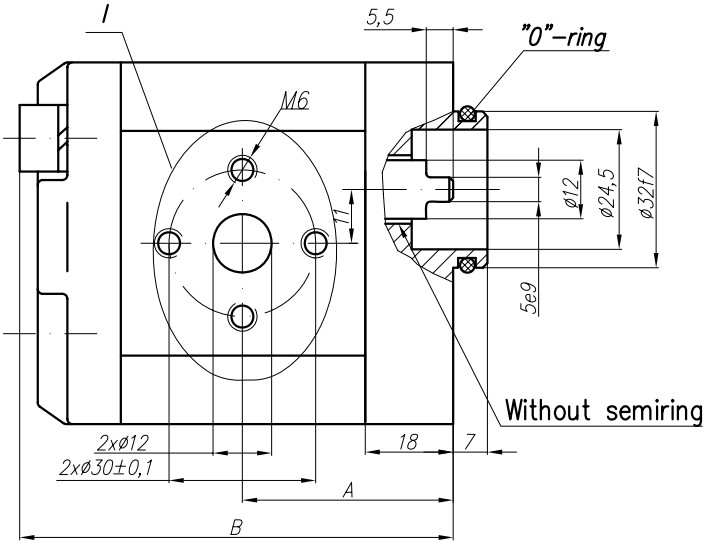

Variants:
...X179 - Normal version (flange);
...X179E - "Italy" ports (see the picture I and the table below)
...X179M - for M ports (see the picture I and the table below);
...X179G - for G ports (see the picture I and the table below);
...X179U - for U ports (see the picture I and the table below).

I – variants

Variant E

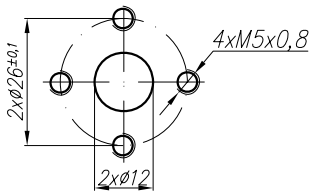

Variant M

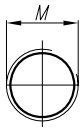

Variant G

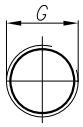

Variant U (SAEJ475 (ISO R725)

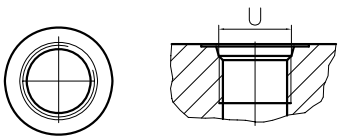

Type	Displacement	Flow		Pressure	max Speed	Dimension							
		at 1500 rpm	at max rpm	P_{nom}	n	A	B	Inlet			Outlet		
	cm^3/rev	l/min	l/min	bar	rpm	mm	mm	M	G	U	M	G	U
10A(C)1X179	1	1,40	3,26	250	3500	39,1	81	M16x1,5	G 3/8" - A	3/4" - 16UNF - 2B	M16x1,5	G 3/8" - A	9/16" - 18UNF - 2B
10A(C)1,25X179	1,25	1,74	4,07	250	3500	39,5	82						
10A(C)1,6X179	1,6	2,23	5,21	250	3500	40,3	83,6						
10A(C)2X179	2	2,82	6,58	250	3500	41,1	85,2						
10A(C)2,5X179	2,5	3,53	8,23	250	3500	42,1	87,2						
* *10A(C)2,65X179*	*2,65*	*3,74*	*8,72*	*250*	*3500*	*42,4*	*87,8*						
10A(C)3,15X179	3,15	4,44	10,36	250	3500	43,5	89,8	M20x1,5	G 1/2"-A				
10A(C)3,65X179	3,65	5,15	12,01	250	3500	44,4	91,9						
10A(C)4,2X179	4,2	5,92	13,82	250	3500	45,5	94,1						
* *10A(C)4,7X179*	*4,7*	*6,63*	*15,46*	*250*	*3500*	*46,1*	*96*						
10A(C)5X179	5	7,05	14,10	250	3000	47,1	97,2						
10A(C)5,7X179	5,7	8,12	16,25	200	3000	48,5	100,1						
10A(C)6,1X179	6,1	8,69	14,49	200	2500	49,4	101,8						
10A(C)7,4X179	7,4	10,55	17,58	180	2500	52,1	107,2	M22x1,5		7/8" - 14UNF	M18x1,5		3/4" - 16UNF
* *10A(C)8X179*	*8*	*11,40*	*15,20*	*150*	*2000*	*53,4*	*109,7*						
10A(C)8,5X179	8,5	12,11	16,15	150	2000	54,4	111,7						
10A(C)9,8X179	9,8	13,97	18,62	120	2000	57	117						

* - These pumps - only under a special order

The pump 10A(C)...X181 is a first section of a multiple pump Gr.11.

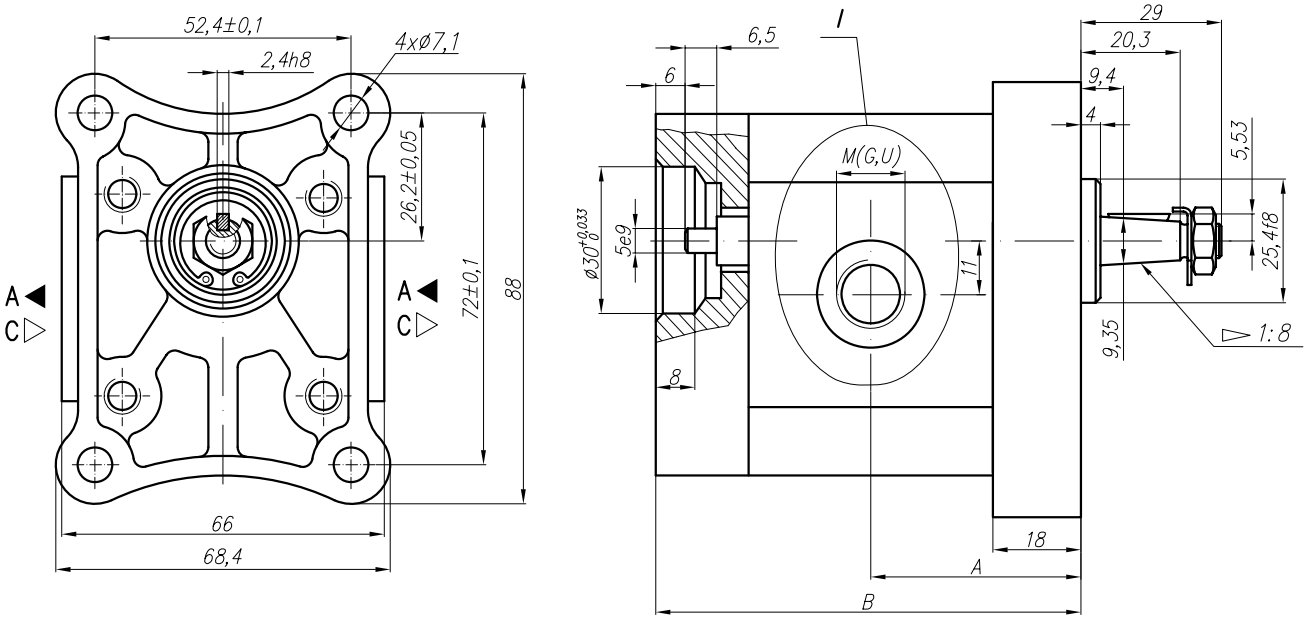

I – variants

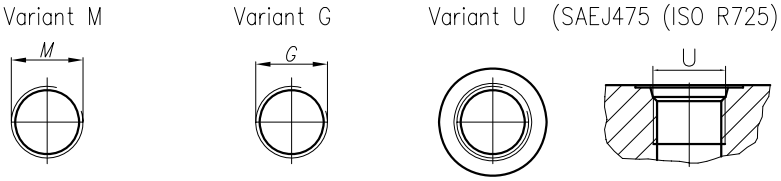

Variants:
...X181M - for M ports (see the picture I and the table below);
...X181G - for G ports (see the picture I and the table below);
...X181U - for U ports (see the picture I and the table below).

Type	Displacement	Flow		Pressure	max Speed	Dimension							
		at 1500 rpm	at max rpm	P_{nom}	n	A	B	Inlet			Outlet		
	cm^3/rev	l/min	l/min	bar	rpm	mm	mm	M	G	U	M	G	U
10A(C)1X181	1	1,40	3,26	250	3500	39,1	79	M16x1,5	G 3/8" - A	3/4" - 16UNF - 2B	M16x1,5	G 3/8" - A	9/16" - 18UNF - 2B
10A(C)1,25X181	1,25	1,74	4,07	250	3500	39,5	80						
10A(C)1,6X181	1,6	2,23	5,21	250	3500	40,3	81,6						
10A(C)2X181	2	2,82	6,58	250	3500	41,1	83,2						
10A(C)2,5X181	2,5	3,53	8,23	250	3500	42,1	85,2						
* *10A(C)2,65X181*	*2,65*	*3,74*	*8,72*	*250*	*3500*	*42,4*	*85,8*						
10A(C)3,15X181	3,15	4,44	10,36	250	3500	43,5	87,8	M20x1,5	G 1/2"-A				
10A(C)3,65X181	3,65	5,15	12,01	250	3500	44,4	89,9						
10A(C)4,2X181	4,2	5,92	13,82	250	3500	45,5	92,1						
* *10A(C)4,7X181*	*4,7*	*6,63*	*15,46*	*250*	*3500*	*46,1*	*94*						
10A(C)5X181	5	7,05	14,10	250	3000	47,1	95,2						
10A(C)5,7X181	5,7	8,12	16,25	200	3000	48,5	98,1						
10A(C)6,1X181	6,1	8,69	14,49	200	2500	49,4	99,8						
10A(C)7,4X181	7,4	10,55	17,58	180	2500	52,1	105,2	M22x1,5		7/8" - 14UNF	M18x1,5		3/4" - 16UNF
* *10A(C)8X181*	*8*	*11,40*	*15,20*	*150*	*2000*	*53,4*	*107,7*						
10A(C)8,5X181	8,5	12,11	16,15	150	2000	54,4	109,7						
10A(C)9,8X181	9,8	13,97	18,62	120	2000	57	115						

* - These pumps - only under a special order

The pump 10A(C)...X182 is a second section of a multiple pump Gr.11.

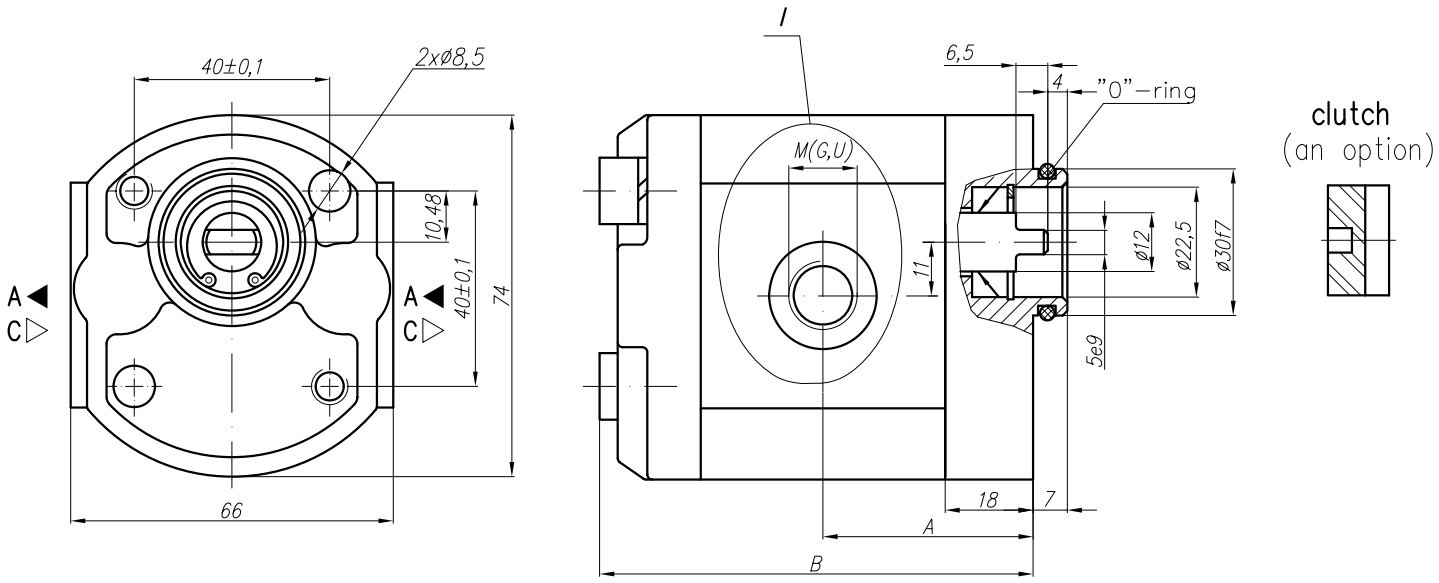

Variants:
...X182M - for M ports (see the picture I and the table below);
...X182G - for G ports (see the picture I and the table below);
...X182U - for U ports (see the picture I and the table below).

I – variants

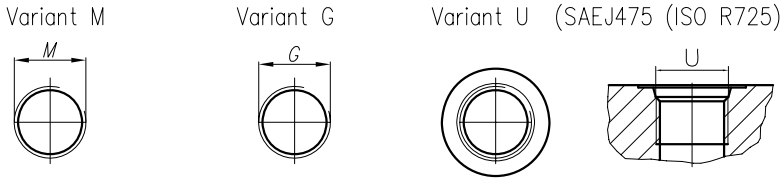

Type	Displacement	Flow		Pressure	max Speed	Dimension							
		at 1500 rpm	at max rpm	P_{nom}	n	A	B	Inlet			Outlet		
	cm^3/rev	l/min	l/min	bar	rpm	mm	mm	M	G	U	M	G	U
10A(C)1X182	1	1,40	3,26	250	3500	39,1	81	M16x1,5	G 3/8" - A	3/4" - 16UNF - 2B	M16x1,5	G 3/8" - A	9/16" - 18UNF - 2B
10A(C)1,25X182	1,25	1,74	4,07	250	3500	39,5	82						
10A(C)1,6X182	1,6	2,23	5,21	250	3500	40,3	83,6						
10A(C)2X182	2	2,82	6,58	250	3500	41,1	85,2						
10A(C)2,5X182	2,5	3,53	8,23	250	3500	42,1	87,2						
* *10A(C)2,65X182*	*2,65*	*3,74*	*8,72*	*250*	*3500*	*42,4*	*87,8*						
10A(C)3,15X182	3,15	4,44	10,36	250	3500	43,5	89,8	M20x1,5	G 1/2"-A				
10A(C)3,65X182	3,65	5,15	12,01	250	3500	44,4	91,9						
10A(C)4,2X182	4,2	5,92	13,82	250	3500	45,5	94,1						
* *10A(C)4,7X182*	*4,7*	*6,63*	*15,46*	*250*	*3500*	*46,1*	*96*						
10A(C)5X182	5	7,05	14,10	250	3000	47,1	97,2						
10A(C)5,7X182	5,7	8,12	16,25	200	3000	48,5	100,1						
10A(C)6,1X182	6,1	8,69	14,49	200	2500	49,4	101,8						
10A(C)7,4X182	7,4	10,55	17,58	180	2500	52,1	107,2	M22x1,5		7/8" - 14UNF	M18x1,5		3/4" - 16UNF
* *10A(C)8X182*	*8*	*11,40*	*15,20*	*150*	*2000*	*53,4*	*109,7*						
10A(C)8,5X182	8,5	12,11	16,15	150	2000	54,4	111,7						
10A(C)9,8X182	9,8	13,97	18,62	120	2000	57	117						

* - These pumps - only under a special order

The pump 10A(C)...X230 is a first section of a multiple pump Gr. 11 for mini power packs.

Rotation "A" - (anticlockwise)

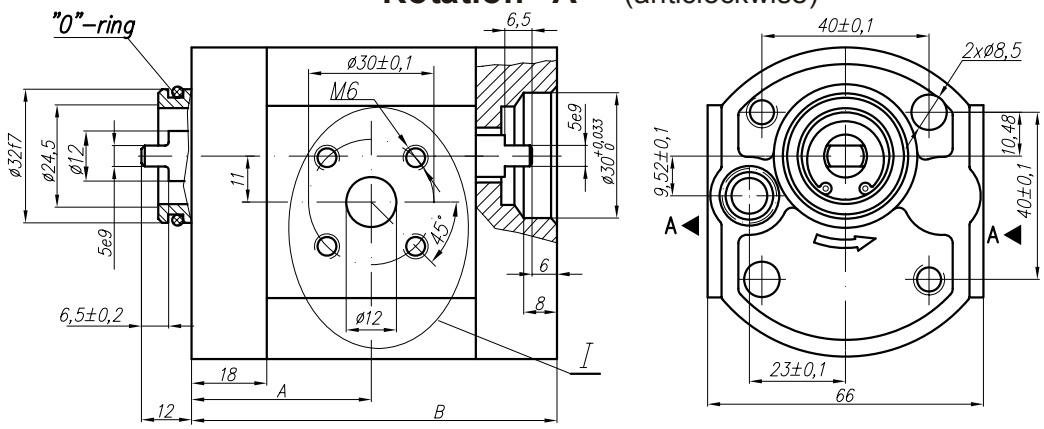

Rotation "C" - (clockwise)

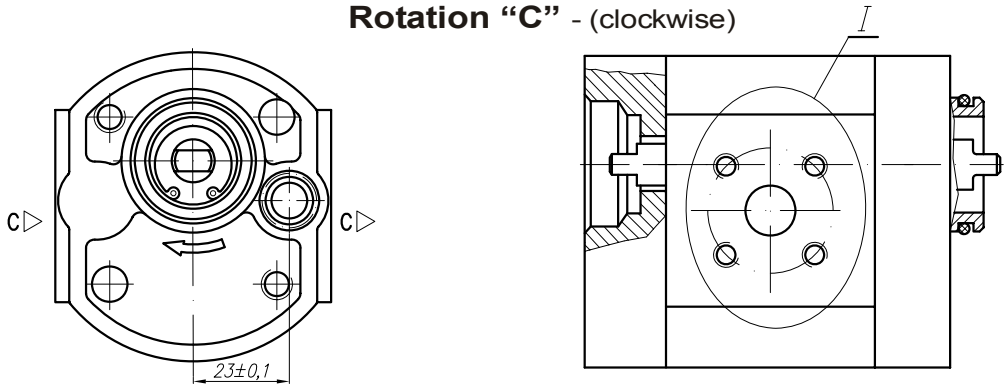

Variants:
...X230 - Normal version (flange);
...X230M - for M ports (see the picture I and the table below);
...X230G - for G ports (see the picture I and the table below);
...X230U - for U ports (see the picture I and the table below).

I – variants

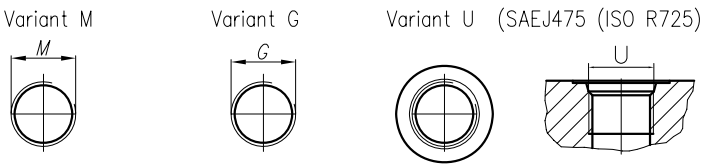

Type	Displacement	Flow		Pressure	max Speed	Dimension							
		at 1500 rpm	at max rpm	P_{nom}	n	A	B	Inlet					
	cm^3/rev	l/min	l/min	bar	rpm	mm	mm	E	F	d	M	G	U
10A(C)1X230	1	1,40	3,26	250	3500	39,1	79	ø30	ø12	M6	M16x1,5	G 3/8" - A	3/4" - 16UNF - 2B
10A(C)1,25X230	1,25	1,74	4,07	250	3500	39,5	80						
10A(C)1,6X230	1,6	2,23	5,21	250	3500	40,3	81,6						
10A(C)2X230	2	2,82	6,58	250	3500	41,1	83,2						
10A(C)2,5X230	2,5	3,53	8,23	250	3500	42,1	85,2						
** 10A(C)2,65X230*	*2,65*	*3,74*	*8,72*	*250*	*3500*	*42,4*	*85,8*						
10A(C)3,15X230	3,15	4,44	10,36	250	3500	43,5	87,8				M20x1,5	G 1/2"-A	
10A(C)3,65X230	3,65	5,15	12,01	250	3500	44,4	89,9						
10A(C)4,2X230	4,2	5,92	13,82	250	3500	45,5	92,1						
** 10A(C)4,7X230*	*4,7*	*6,63*	*15,46*	*250*	*3500*	*46,1*	*94*						
10A(C)5X230	5	7,05	14,10	250	3000	47,1	95,2						
10A(C)5,7X230	5,7	8,12	16,25	200	3000	48,5	98,1						
10A(C)6,1X230	6,1	8,69	14,49	200	2500	49,4	99,8						
10A(C)7,4X230	7,4	10,55	17,58	180	2500	52,1	105,2				M22x1,5		7/8" - 14UNF
** 10A(C)8X230*	*8*	*11,40*	*15,20*	*150*	*2000*	*53,4*	*107,7*						
10A(C)8,5X230	8,5	12,11	16,15	150	2000	54,4	109,7						
10A(C)9,8X230	9,8	13,97	18,62	120	2000	57	115						

* - These pumps - only under a special order

The pump 10A(C)...X231 is a second section of a multiple pump Gr.11.

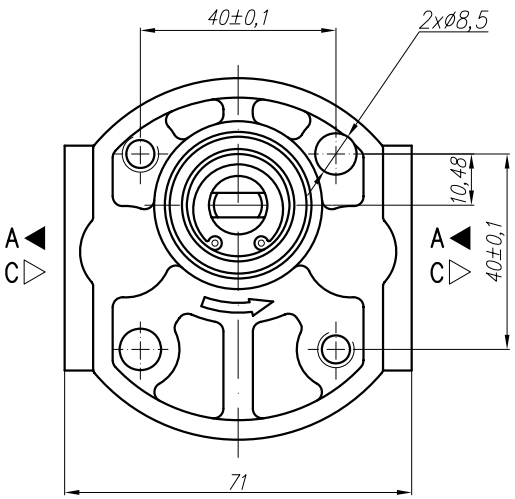

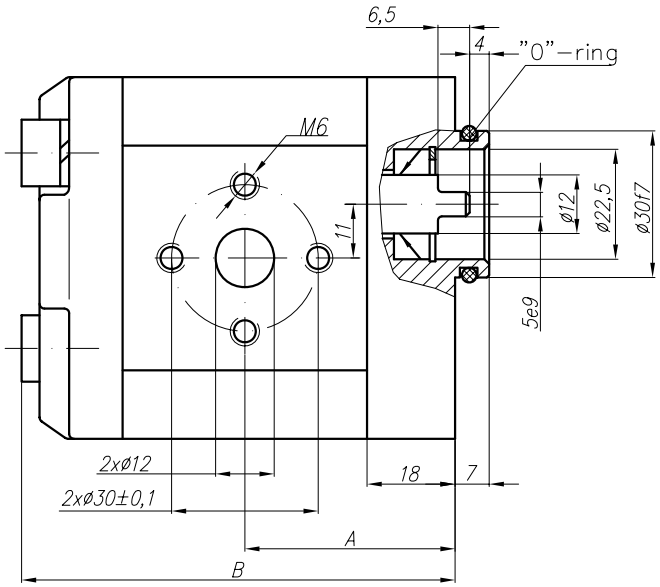

Type	Displacement	Flow		Pressure	max Speed	Dimension							
		at 1500 rpm	at max rpm	P_{nom}	n	A	B	Inlet			Outlet		
	cm^3/rev	l/min	l/min	bar	rpm	mm	mm	E	F	d	E	F	d
10A(C)1X231	1	1,40	3,26	250	3500	39,1	79						
10A(C)1,25X231	1,25	1,74	4,07	250	3500	39,5	80						
10A(C)1,6X231	1,6	2,23	5,21	250	3500	40,3	81,6						
10A(C)2X231	2	2,82	6,58	250	3500	41,1	83,2						
10A(C)2,5X231	2,5	3,53	8,23	250	3500	42,1	85,2						
** 10A(C)2,65X231*	*2,65*	*3,74*	*8,72*	*250*	*3500*	*42,4*	*85,8*						
10A(C)3,15X231	3,15	4,44	10,36	250	3500	43,5	87,8						
10A(C)3,65X231	3,65	5,15	12,01	250	3500	44,4	89,9						
10A(C)4,2X231	4,2	5,92	13,82	250	3500	45,5	92,1	ø30	ø12	M6	ø30	ø12	M6
** 10A(C)4,7X231*	*4,7*	*6,63*	*15,46*	*250*	*3500*	*46,1*	*94*						
10A(C)5X231	5	7,05	14,10	250	3000	47,1	95,2						
10A(C)5,7X231	5,7	8,12	16,25	200	3000	48,5	98,1						
10A(C)6,1X231	6,1	8,69	14,49	200	2500	49,4	99,8						
10A(C)7,4X231	7,4	10,55	17,58	180	2500	52,1	105,2						
** 10A(C)8X231*	*8*	*11,40*	*15,20*	*150*	*2000*	*53,4*	*107,7*						
10A(C)8,5X231	8,5	12,11	16,15	150	2000	54,4	109,7						
10A(C)9,8X231	9,8	13,97	18,62	120	2000	57	115						

* - These pumps - only under a special order

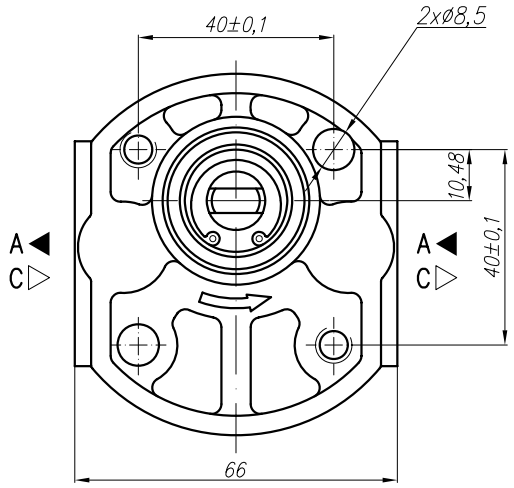

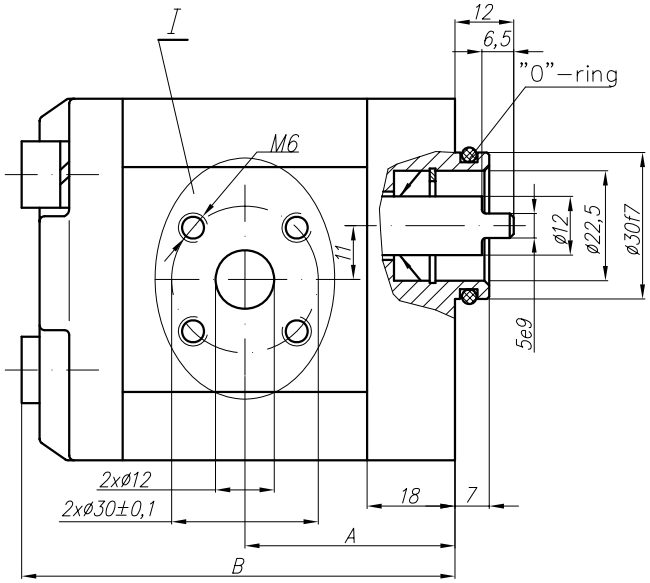

Variants:
...X238 - Normal version (flange);
...X238M - for M ports (see the picture I and the table below);
...X238G - for G ports (see the picture I and the table below);
...X238U - for U ports (see the picture I and the table below).

I – variants

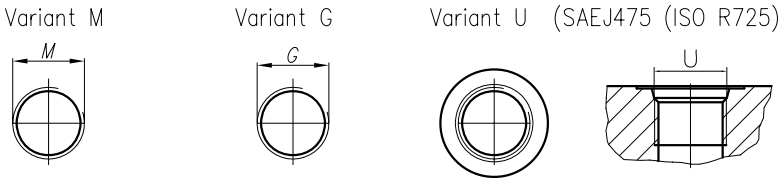

Type	Displacement	Flow		Pressure	max Speed	Dimension							
		at 1500 rpm	at max rpm	P_{nom}	n	A	B	Inlet			Outlet		
	cm^3/rev	l/min	l/min	bar	rpm	mm	mm	M	G	U	M	G	U
10A(C)1X238	1	1,40	3,26	250	3500	39,1	81	M16x1,5	G 3/8" - A	3/4" - 16UNF - 2B	M16x1,5	G 3/8" - A	9/16" - 18UNF - 2B
10A(C)1,25X238	1,25	1,74	4,07	250	3500	39,5	82						
10A(C)1,6X238	1,6	2,23	5,21	250	3500	40,3	83,6						
10A(C)2X238	2	2,82	6,58	250	3500	41,1	85,2						
10A(C)2,5X238	2,5	3,53	8,23	250	3500	42,1	87,2						
* *10A(C)2,65X238*	*2,65*	*3,74*	*8,72*	*250*	*3500*	*42,4*	*87,8*						
10A(C)3,15X238	3,15	4,44	10,36	250	3500	43,5	89,8	M20x1,5	G 1/2"-A				
10A(C)3,65X238	3,65	5,15	12,01	250	3500	44,4	91,9						
10A(C)4,2X238	4,2	5,92	13,82	250	3500	45,5	94,1						
* *10A(C)4,7X238*	*4,7*	*6,63*	*15,46*	*250*	*3500*	*46,1*	*96*						
10A(C)5X238	5	7,05	14,10	250	3000	47,1	97,2						
10A(C)5,7X238	5,7	8,12	16,25	200	3000	48,5	100,1						
10A(C)6,1X238	6,1	8,69	14,49	200	2500	49,4	101,8						
10A(C)7,4X238	7,4	10,55	17,58	180	2500	52,1	107,2	M22x1,5		7/8" - 14UNF	M18x1,5		3/4" - 16UNF
* *10A(C)8X238*	*8*	*11,40*	*15,20*	*150*	*2000*	*53,4*	*109,7*						
10A(C)8,5X238	8,5	12,11	16,15	150	2000	54,4	111,7						
10A(C)9,8X238	9,8	13,97	18,62	120	2000	57	117						

* - These pumps - only under a special order

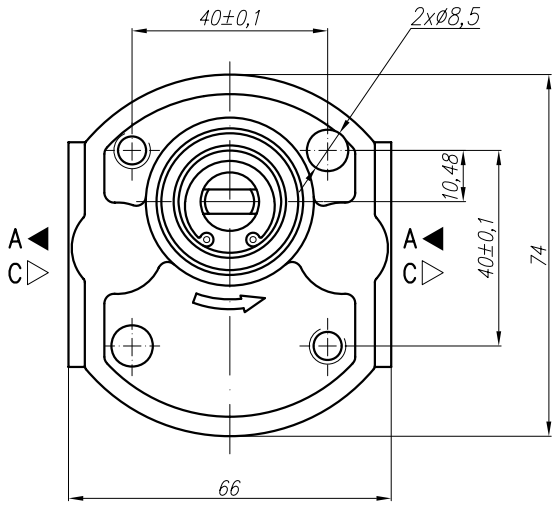

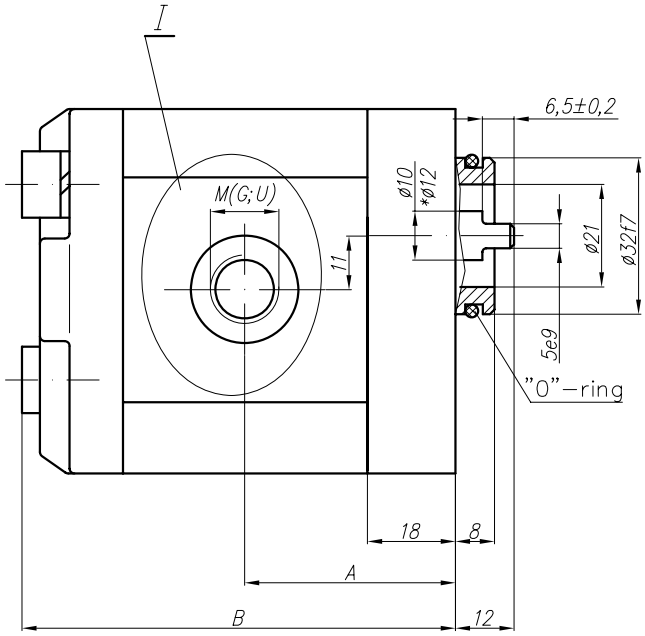

I – variants

Variants:
...X244M - for M ports (see the picture I and the table below);
...X244G - for G ports (see the picture I and the table below);
...X244U - for U ports (see the picture I and the table below).

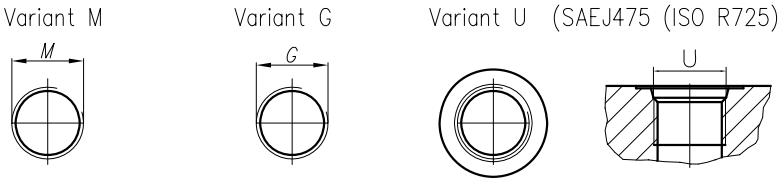

Type	Displacement	Flow		Pressure	max Speed	Dimension							
		at 1500 rpm	at max rpm	P_{nom}	n	A	B	Inlet			Outlet		
	cm^3/rev	l/min	l/min	bar	rpm	mm	mm	M	G	U	M	G	U
10A(C)1X244	1	1,40	3,26	250	3500	39,1	81	M16x1,5	G 3/8" - A	3/4" - 16UNF - 2B	M16x1,5	G 3/8" - A	9/16" - 18UNF - 2B
10A(C)1,25X244	1,25	1,74	4,07	250	3500	39,5	82						
10A(C)1,6X244	1,6	2,23	5,21	250	3500	40,3	83,6						
10A(C)2X244	2	2,82	6,58	250	3500	41,1	85,2						
10A(C)2,5X244	2,5	3,53	8,23	250	3500	42,1	87,2						
* *10A(C)2,65X244*	*2,65*	*3,74*	*8,72*	*250*	*3500*	*42,4*	*87,8*						
10A(C)3,15X244	3,15	4,44	10,36	250	3500	43,5	89,8	M20x1,5	G 1/2"-A				
10A(C)3,65X244	3,65	5,15	12,01	250	3500	44,4	91,9						
10A(C)4,2X244	4,2	5,92	13,82	250	3500	45,5	94,1						
* *10A(C)4,7X244*	*4,7*	*6,63*	*15,46*	*250*	*3500*	*46,1*	*96*						
10A(C)5X244	5	7,05	14,10	250	3000	47,1	97,2						
10A(C)5,7X244	5,7	8,12	16,25	200	3000	48,5	100,1						
10A(C)6,1X244	6,1	8,69	14,49	200	2500	49,4	101,8						
10A(C)7,4X244	7,4	10,55	17,58	180	2500	52,1	107,2	M22x1,5		7/8" - 14UNF	M18x1,5		3/4" - 16UNF
* *10A(C)8X244*	*8*	*11,40*	*15,20*	*150*	*2000*	*53,4*	*109,7*						
10A(C)8,5X244	8,5	12,11	16,15	150	2000	54,4	111,7						
10A(C)9,8X244	9,8	13,97	18,62	120	2000	57	117						

* - These pumps - only under a special order

** - Shaft dia is 10 mm for displ. 1 … 6,1 ccm and 12 mm for displ. 7,4 ccm and more

Rotation "A" - (anticlockwise)

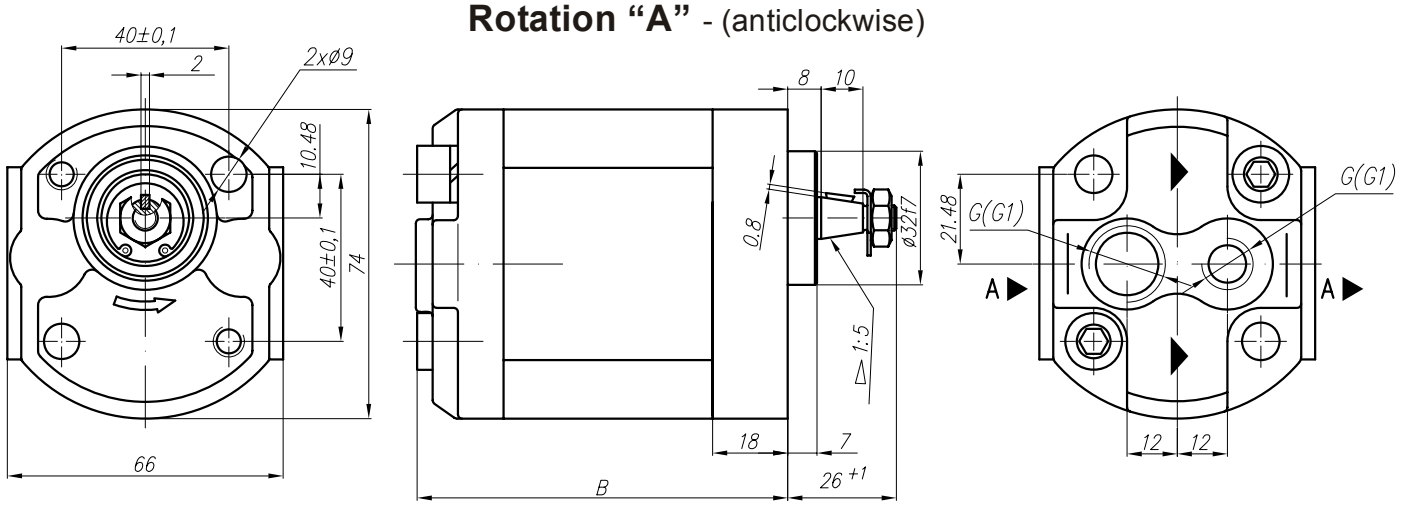

Rotation "C" - (clockwise)

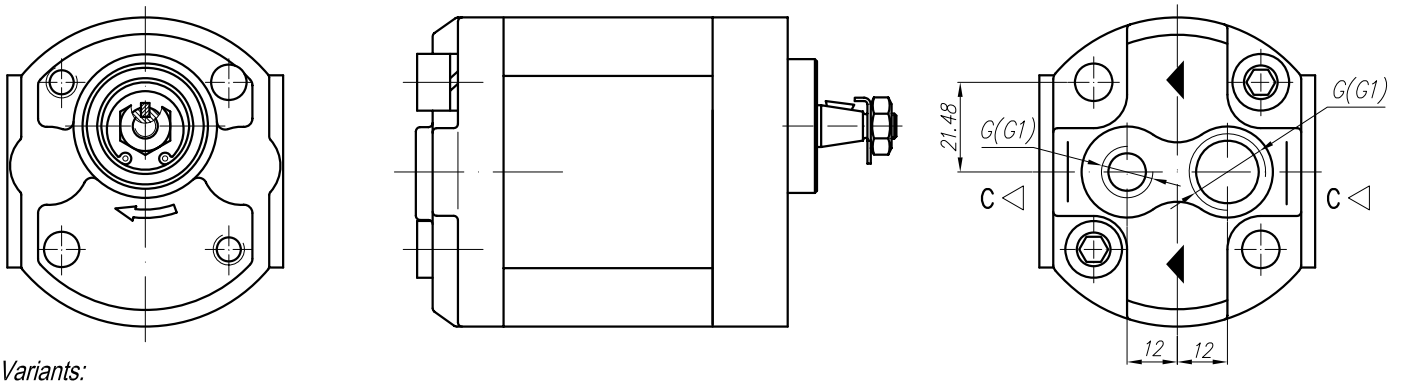

Variants:
...X254G - for G ports (see the picture and the table);
...X254G1 - for G1 ports (see the picture and the table).

Type	Displacement	Flow		Pressure	max Speed	Dimension							
		at 1500 rpm	at max rpm	P_{nom}	n	A	B	Inlet			Outlet		
	cm^3/rev	l/min	l/min	bar	rpm	mm	mm		G	G1		G	G1
10A(C)1X254	1	1,40	3,26	250	3500	71	81		G 1/4" - A	G 3/8" - A		G 1/4" - A	G 1/4" - A
10A(C)1,25X254	1,25	1,74	4,07	250	3500	72	82						
10A(C)1,6X254	1,6	2,23	5,21	250	3500	73,6	83,6						
10A(C)2X254	2	2,82	6,58	250	3500	75,2	85,2						
10A(C)2,5X254	2,5	3,53	8,23	250	3500	77,2	87,2						
** 10A(C)2,65X254*	*2,65*	*3,74*	*8,72*	*250*	*3500*	*77,8*	*87,8*						
10A(C)3,15X254	3,15	4,44	10,36	250	3500	79,8	89,8						
10A(C)3,65X254	3,65	5,15	12,01	250	3500	81,9	91,9						
10A(C)4,2X254	4,2	5,92	13,82	250	3500	84,1	94,1						
** 10A(C)4,7X254*	*4,7*	*6,63*	*15,46*	*250*	*3500*	*87,1*	*96*						
10A(C)5X254	5	7,05	14,10	250	3000	87,2	97,2						
10A(C)5,7X254	5,7	8,12	16,25	200	3000	90,1	100,1						
10A(C)6,1X254	6,1	8,69	14,49	200	2500	91,8	101,8						
10A(C)7,4X254	7,4	10,55	17,58	180	2500	97,2	107,2						
** 10A(C)8X254*	*8*	*11,40*	*15,20*	*150*	*2000*	*99,7*	*109,7*						
10A(C)8,5X254	8,5	12,11	16,15	150	2000	101,7	111,7						
10A(C)9,8X254	9,8	13,97	18,62	120	2000	107	117						

* - These pumps - only under a special order

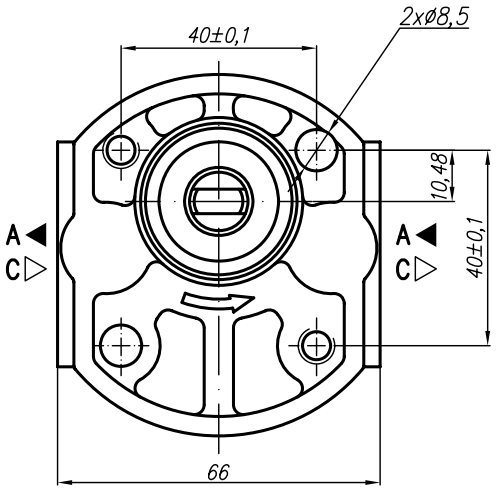

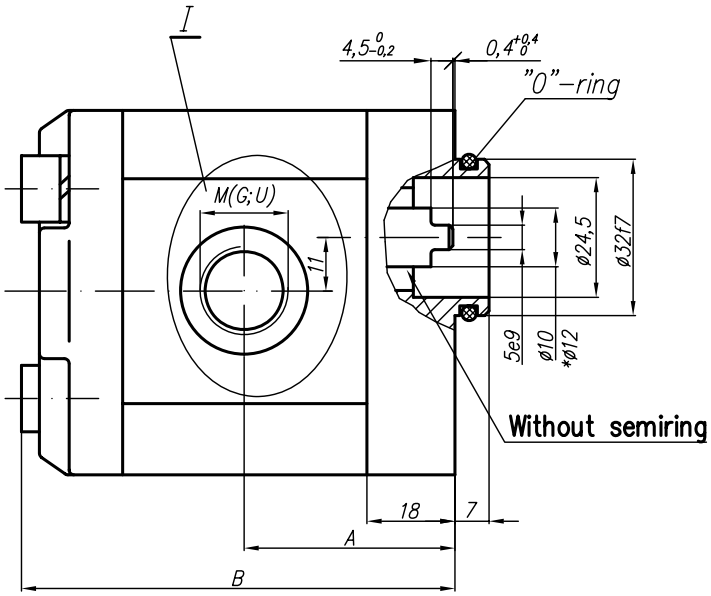

Variants:
...X255M - for M ports (see the picture I and the table below);
...X255G - for G ports (see the picture I and the table below);
...X255U - for U ports (see the picture I and the table below).

I – variants

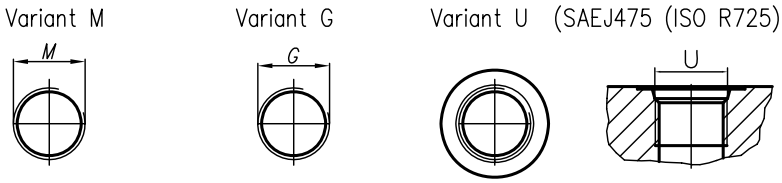

Type	Displacement	Flow		Pressure	max Speed	Dimension							
		at 1500 rpm	at max rpm	P_{nom}	n	A	B	Inlet			Outlet		
	cm^3/rev	l/min	l/min	bar	rpm	mm	mm	M	G	U	M	G	U
10A(C)1X255	1	1,40	3,26	250	3500	39,1	81	M18x1,5	G 3/8" - A	3/4" - 16UNF - 2B	M14x1,5	G 3/8" - A	9/16" - 18UNF - 2B
10A(C)1,25X255	1,25	1,74	4,07	250	3500	39,5	82						
10A(C)1,6X255	1,6	2,23	5,21	250	3500	40,3	83,6						
10A(C)2X255	2	2,82	6,58	250	3500	41,1	85,2						
10A(C)2,5X255	2,5	3,53	8,23	250	3500	42,1	87,2						
** 10A(C)2,65X255*	*2,65*	*3,74*	*8,72*	*250*	*3500*	*42,4*	*87,8*						
10A(C)3,15X255	3,15	4,44	10,36	250	3500	43,5	89,8		G 1/2"-A				
10A(C)3,65X255	3,65	5,15	12,01	250	3500	44,4	91,9						
10A(C)4,2X255	4,2	5,92	13,82	250	3500	45,5	94,1						
** 10A(C)4,7X255*	*4,7*	*6,63*	*15,46*	*250*	*3500*	*46,1*	*97,1*						
10A(C)5X255	5	7,05	14,10	250	3000	47,1	97,2						
10A(C)5,7X255	5,7	8,12	16,25	200	3000	48,5	100,1						
10A(C)6,1X255	6,1	8,69	14,49	200	2500	49,4	101,8						
10A(C)7,4X255	7,4	10,55	17,58	180	2500	52,1	107,2	M22x1,5		7/8" - 14UNF	M18x1,5		3/4" - 16UNF
** 10A(C)8X255*	*8*	*11,40*	*15,20*	*150*	*2000*	*53,4*	*109,7*						
10A(C)8,5X255	8,5	12,11	16,15	150	2000	54,4	111,7						
10A(C)9,8X255	9,8	13,97	18,62	120	2000	57	117						

* - These pumps - only under a special order

** - Shaft dia is 10 mm for displ. 1 … 6,1 ccm and 12 mm for displ. 7,4 ccm and more

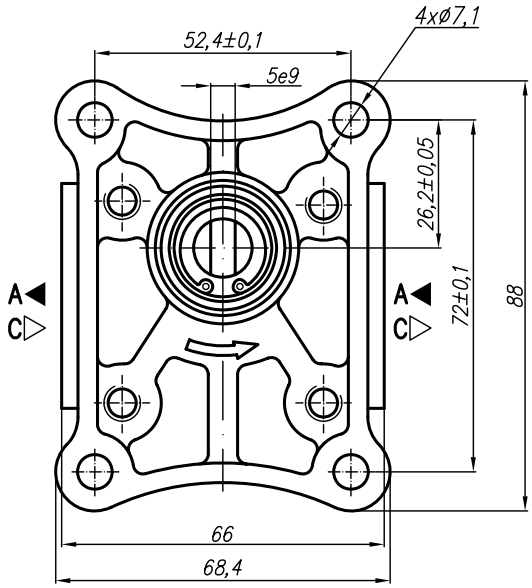

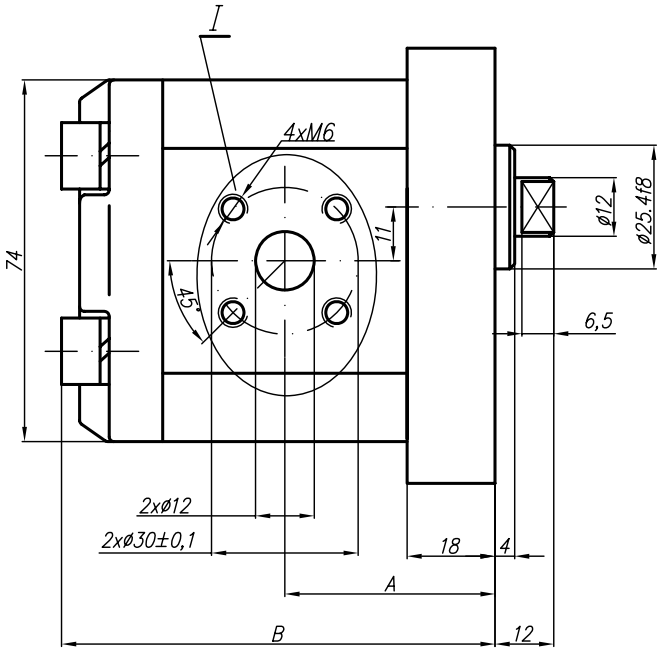

Variants:
...X257 - Normal version (flange);
...X257M - for M ports (see the picture I and the table below);
...X257G - for G ports (see the picture I and the table below);
...X257U - for U ports (see the picture I and the table below).

I – variants

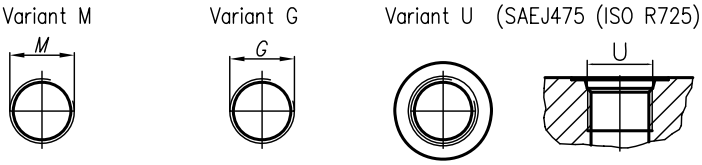

Type	Displacement	Flow		Pressure	max Speed	Dimension							
		at 1500 rpm	at max rpm	P_{nom}	n	A	B	Inlet			Outlet		
	cm^3/rev	l/min	l/min	bar	rpm	mm	mm	M	G	U	M	G	U
10A(C)1X257	1	1,40	3,26	250	3500	39,1	81	M16x1,5	G 3/8" - A	3/4" - 16UNF - 2B	M16x1,5	G 3/8" - A	9/16" - 18UNF - 2B
10A(C)1,25X257	1,25	1,74	4,07	250	3500	39,5	82						
10A(C)1,6X257	1,6	2,23	5,21	250	3500	40,3	83,6						
10A(C)2X257	2	2,82	6,58	250	3500	41,1	85,2						
10A(C)2,5X257	2,5	3,53	8,23	250	3500	42,1	87,2						
* *10A(C)2,65X257*	*2,65*	*3,74*	*8,72*	*250*	*3500*	*42,4*	*87,8*						
10A(C)3,15X257	3,15	4,44	10,36	250	3500	43,5	89,8	M20x1,5	G 1/2"-A				
10A(C)3,65X257	3,65	5,15	12,01	250	3500	44,4	91,9						
10A(C)4,2X257	4,2	5,92	13,82	250	3500	45,5	94,1						
* *10A(C)4,7X257*	*4,7*	*6,63*	*15,46*	*250*	*3500*	*46,1*	*96*						
10A(C)5X257	5	7,05	14,10	250	3000	47,1	97,2						
10A(C)5,7X257	5,7	8,12	16,25	200	3000	48,5	100,1						
10A(C)6,1X257	6,1	8,69	14,49	200	2500	49,4	101,8						
10A(C)7,4X257	7,4	10,55	17,58	180	2500	52,1	107,2	M22x1,5		7/8" - 14UNF	M18x1,5		3/4" - 16UNF
* *10A(C)8X257*	*8*	*11,40*	*15,20*	*150*	*2000*	*53,4*	*109,7*						
10A(C)8,5X257	8,5	12,11	16,15	150	2000	54,4	111,7						
10A(C)9,8X257	9,8	13,97	18,62	120	2000	57	117						

* - These pumps - only under a special order

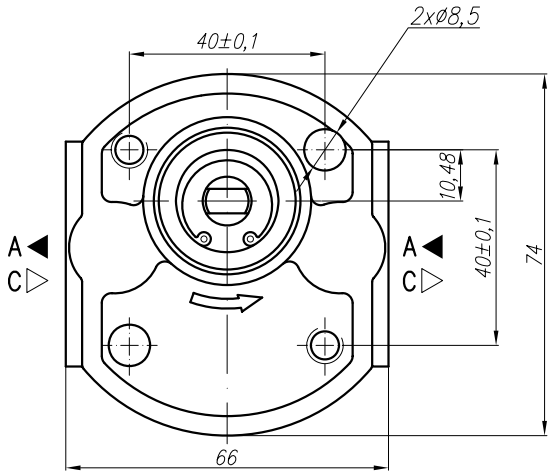

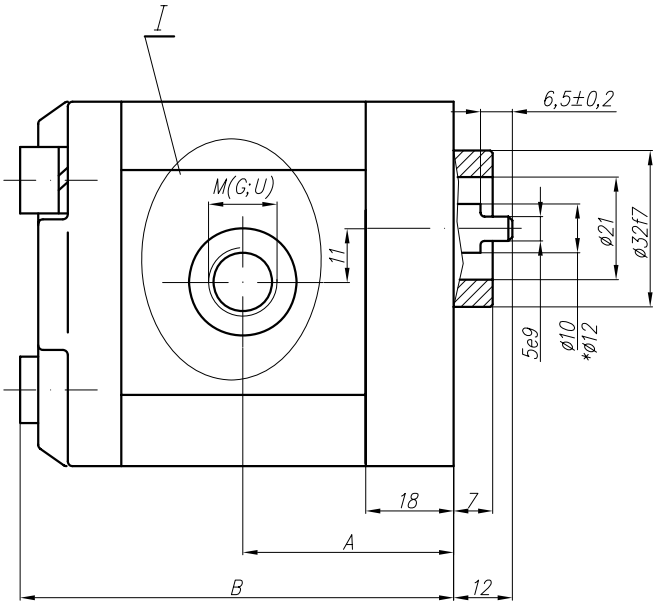

Variants:
...X278M - for M ports (see the picture I and the table below);
...X278G - for G ports (see the picture I and the table below);
...X278U - for U ports (see the picture I and the table below).

I – variants

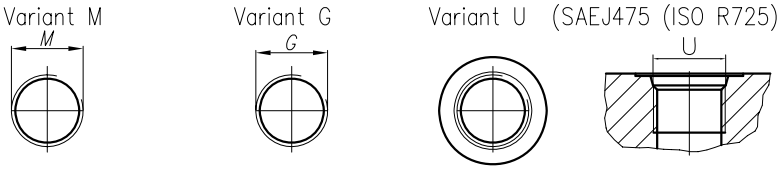

Type	Displacement	Flow		Pressure	max Speed	Dimension							
		at 1500 rpm	at max rpm	P_{nom}	n	A	B	Inlet			Outlet		
	cm^3/rev	l/min	l/min	bar	rpm	mm	mm	M	G	U	M	G	U
10A(C)1X278	1	1,40	3,26	250	3500	39,1	81	M16x1,5	G 3/8" - A	3/4" - 16UNF - 2B	M16x1,5	G 3/8" - A	9/16" - 18UNF - 2B
10A(C)1,25X278	1,25	1,74	4,07	250	3500	39,5	82						
10A(C)1,6X278	1,6	2,23	5,21	250	3500	40,3	83,6						
10A(C)2X278	2	2,82	6,58	250	3500	41,1	85,2						
10A(C)2,5X278	2,5	3,53	8,23	250	3500	42,1	87,2						
** 10A(C)2,65X278*	*2,65*	*3,74*	*8,72*	*250*	*3500*	*42,4*	*87,8*						
10A(C)3,15X278	3,15	4,44	10,36	250	3500	43,5	89,8	M20x1,5	G 1/2"-A				
10A(C)3,65X278	3,65	5,15	12,01	250	3500	44,4	91,9						
10A(C)4,2X278	4,2	5,92	13,82	250	3500	45,5	94,1						
** 10A(C)4,7X278*	*4,7*	*6,63*	*15,46*	*250*	*3500*	*46,1*	*96*						
10A(C)5X278	5	7,05	14,10	250	3000	47,1	97,2						
10A(C)5,7X278	5,7	8,12	16,25	200	3000	48,5	100,1						
10A(C)6,1X278	6,1	8,69	14,49	180	2500	49,4	101,8						
10A(C)7,4X278	7,4	10,55	17,58	180	2500	52,1	107,2	M22x1,5		7/8" - 14UNF	M18x1,5		3/4" - 16UNF
** 10A(C)8X278*	*8*	*11,40*	*15,20*	*150*	*2000*	*53,4*	*109,7*						
10A(C)8,5X278	8,5	12,11	16,15	150	2000	54,4	111,7						
10A(C)9,8X278	9,8	13,97	18,62	120	2000	57	117						

* - These pumps - only under a special order

** - Shaft dia is 10 mm for displ. 1 … 6,1 ccm and 12 mm for displ. 7,4 ccm and more

Rotation "A" - (anticlockwise)

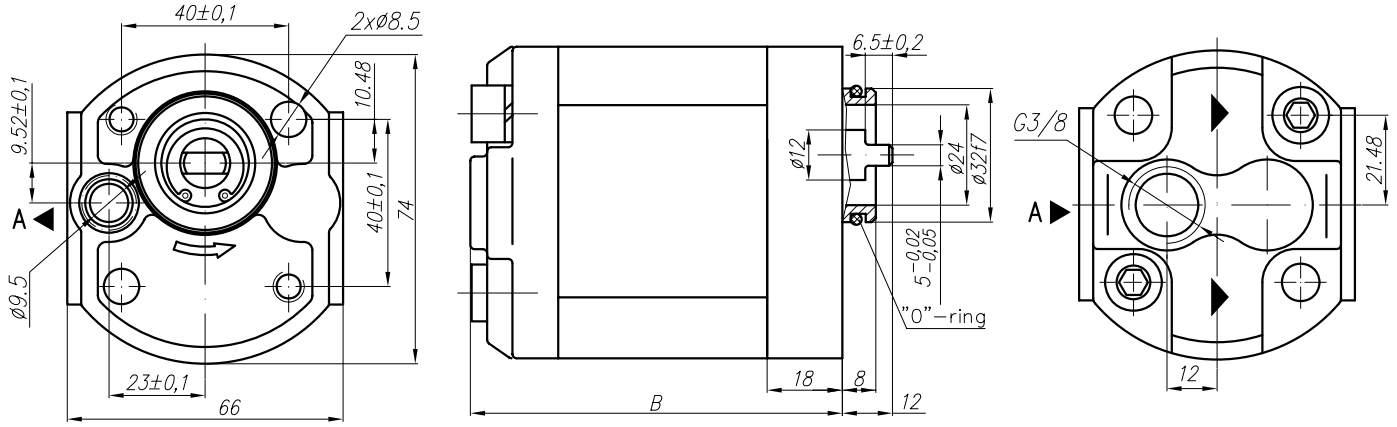

Rotation "C" - (clockwise)

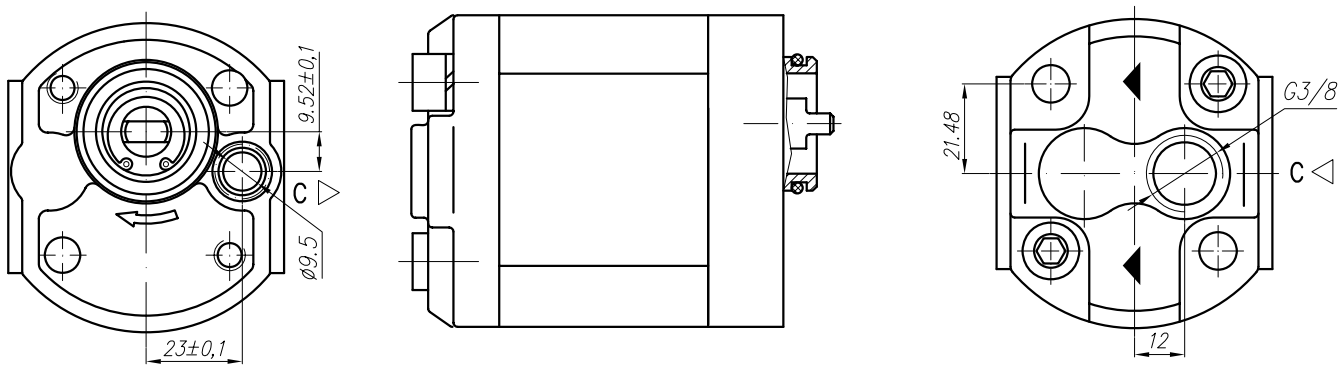

Type	Displacement	Flow		Pressure	max Speed	Dimension							
		at 1500 rpm	at max rpm	P_{nom}	n	A	B	Inlet			Outlet		
	cm^3/rev	l/min	l/min	bar	rpm	mm	mm	M	G	U			
10A(C)1X302	1	1,40	3,26	250	3500	71	81		G 3/8" - A			ø9,2	
10A(C)1,25X302	1,25	1,74	4,07	250	3500	72	82						
10A(C)1,6X302	1,6	2,23	5,21	250	3500	73,6	83,6						
10A(C)2X302	2	2,82	6,58	250	3500	75,2	85,2						
10A(C)2,5X302	2,5	3,53	8,23	250	3500	77,2	87,2						
* *10A(C)2,65X302*	*2,65*	*3,74*	*8,72*	*250*	*3500*	*77,8*	*87,8*						
10A(C)3,15X302	3,15	4,44	10,36	250	3500	79,8	89,8						
10A(C)3,65X302	3,65	5,15	12,01	250	3500	81,9	91,9						
10A(C)4,2X302	4,2	5,92	13,82	250	3500	84,1	94,1						
* *10A(C)4,7X302*	*4,7*	*6,63*	*15,46*	*250*	*3500*	*87,1*	*97,1*						
10A(C)5X302	5	7,05	14,10	250	3000	87,2	97,2						
10A(C)5,7X302	5,7	8,12	16,25	200	3000	90,1	100,1						
10A(C)6,1X302	6,1	8,69	14,49	180	2500	91,8	101,8						
10A(C)7,4X302	7,4	10,55	17,58	180	2500	97,2	107,2						
* *10A(C)8X302*	*8*	*11,40*	*15,20*	*150*	*2000*	*99,7*	*109,7*						
10A(C)8,5X302	8,5	12,11	16,15	150	2000	101,7	111,7						
10A(C)9,8X302	9,8	13,97	18,62	120	2000	107	117						

* - These pumps - only under a special order

The pump 10A(C)...X303 is a first section of a multiple pump Gr. 11 for mini power packs.

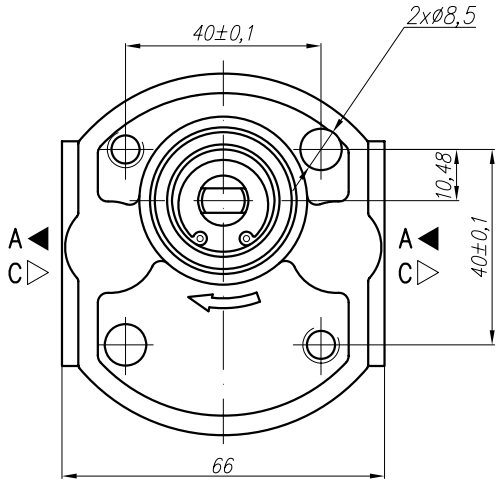

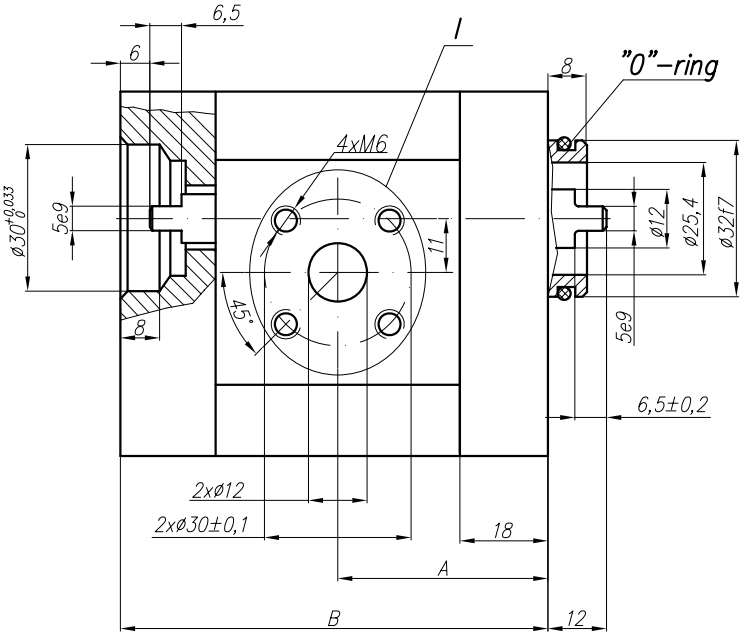

clutch
(an option)

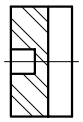

Variants:
...X303 - Normal version (flange);
...X303M - for M ports (see the picture I and the table below);
...X303G - for G ports (see the picture I and the table below);
...X303U - for U ports (see the picture I and the table below).

I – variants

Variant M

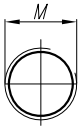

Variant G

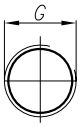

Variant U (SAEJ475 (ISO R725)

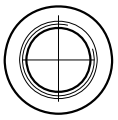

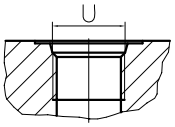

Type	Displacement	Flow		Pressure	max Speed	Dimension							
		at 1500 rpm	at max rpm	P_{nom}	n	A	B	Inlet			Outlet		
	cm^3/rev	l/min	l/min	bar	rpm	mm	mm	M	G	U	M	G	U
10A(C)1X303	1	1,40	3,26	250	3500	39,1	79	M16x1,5	G 3/8" - A	3/4" - 16UNF - 2B	M16x1,5	G 3/8" - A	9/16" - 18UNF - 2B
10A(C)1,25X303	1,25	1,74	4,07	250	3500	39,5	80						
10A(C)1,6X303	1,6	2,23	5,21	250	3500	40,3	81,6						
10A(C)2X303	2	2,82	6,58	250	3500	41,1	83,2						
10A(C)2,5X303	2,5	3,53	8,23	250	3500	42,1	85,2						
* *10A(C)2,65X303*	*2,65*	*3,74*	*8,72*	*250*	*3500*	*42,4*	*85,8*						
10A(C)3,15X303	3,15	4,44	10,36	250	3500	43,5	87,8	M20x1,5	G 1/2"-A				
10A(C)3,65X303	3,65	5,15	12,01	250	3500	44,4	89,9						
10A(C)4,2X303	4,2	5,92	13,82	250	3500	45,5	92,1						
* *10A(C)4,7X303*	*4,7*	*6,63*	*15,46*	*250*	*3500*	*46,1*	*94*						
10A(C)5X303	5	7,05	14,10	250	3000	47,1	95,2						
10A(C)5,7X303	5,7	8,12	16,25	200	3000	48,5	98,1						
10A(C)6,1X303	6,1	8,69	14,49	200	2500	49,4	99,8						
10A(C)7,4X303	7,4	10,55	17,58	180	2500	52,1	105,2	M22x1,5		7/8" - 14UNF	M18x1,5		3/4" - 16UNF
* *10A(C)8X303*	*8*	*11,40*	*15,20*	*150*	*2000*	*53,4*	*107,7*						
10A(C)8,5X303	8,5	12,11	16,15	150	2000	54,4	109,7						
10A(C)9,8X303	9,8	13,97	18,62	120	2000	57	115						

* - These pumps - only under a special order

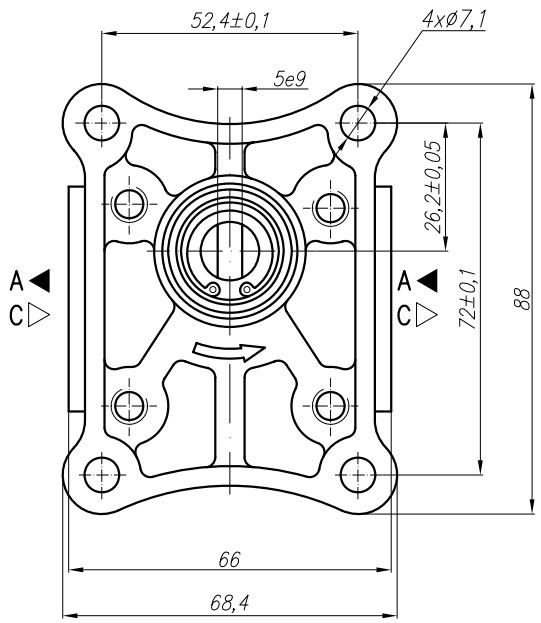

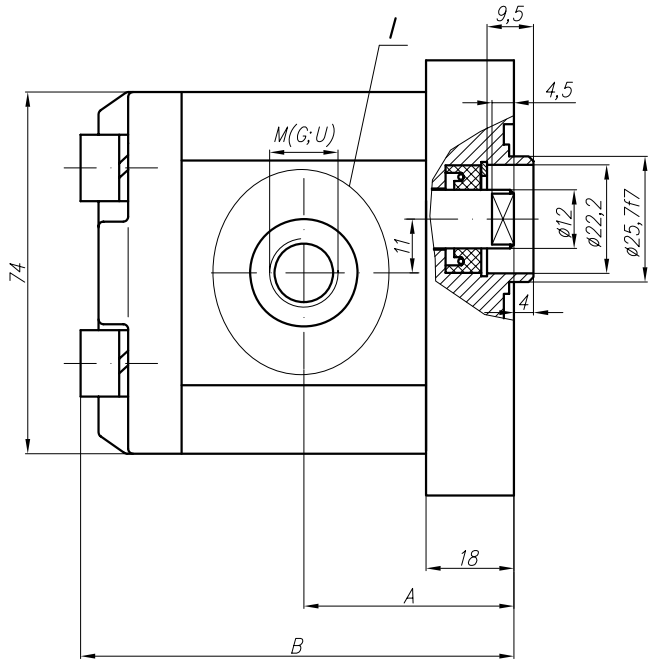

Variants:
...X317M - for M ports (see the picture I and the table below);
...X317G - for G ports (see the picture I and the table below);
...X317U - for U ports (see the picture I and the table below).

I – variants

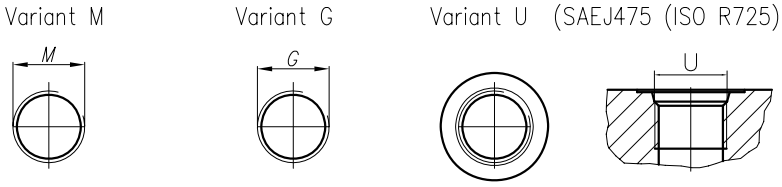

Type	Displacement	Flow		Pressure	max Speed	Dimension							
		at 1500 rpm	at max rpm	P_{nom}	n	A	B	Inlet			Outlet		
	cm^3/rev	l/min	l/min	bar	rpm	mm	mm	M	G	U	M	G	U
10A(C)1X317	1	1,40	3,26	250	3500	39,1	81	M16x1,5	G 3/8" - A	3/4" - 16UNF - 2B	M16x1,5	G 3/8" - A	9/16" - 18UNF - 2B
10A(C)1,25X317	1,25	1,74	4,07	250	3500	39,5	82						
10A(C)1,6X317	1,6	2,23	5,21	250	3500	40,3	83,6						
10A(C)2X317	2	2,82	6,58	250	3500	41,1	85,2						
10A(C)2,5X317	2,5	3,53	8,23	250	3500	42,1	87,2						
* *10A(C)2,65X317*	*2,65*	*3,74*	*8,72*	*250*	*3500*	*42,4*	*87,8*						
10A(C)3,15X317	3,15	4,44	10,36	250	3500	43,5	89,8	M20x1,5	G 1/2"-A				
10A(C)3,65X317	3,65	5,15	12,01	250	3500	44,4	91,9						
10A(C)4,2X317	4,2	5,92	13,82	250	3500	45,5	94,1						
* *10A(C)4,7X317*	*4,7*	*6,63*	*15,46*	*250*	*3500*	*46,1*	*96*						
10A(C)5X317	5	7,05	14,10	250	3000	47,1	97,2						
10A(C)5,7X317	5,7	8,12	16,25	200	3000	48,5	100,1						
10A(C)6,1X317	6,1	8,69	14,49	180	2500	49,4	101,8						
10A(C)7,4X317	7,4	10,55	17,58	180	2500	52,1	107,2	M22x1,5		7/8" - 14UNF	M18x1,5		3/4" - 16UNF
* *10A(C)8X317*	*8*	*11,40*	*15,20*	*150*	*2000*	*53,4*	*109,7*						
10A(C)8,5X317	8,5	12,11	16,15	150	2000	54,4	111,7						
10A(C)9,8X317	9,8	13,97	18,62	120	2000	57	117						

* - These pumps - only under a special order

Rotation "A" - (anticlockwise)

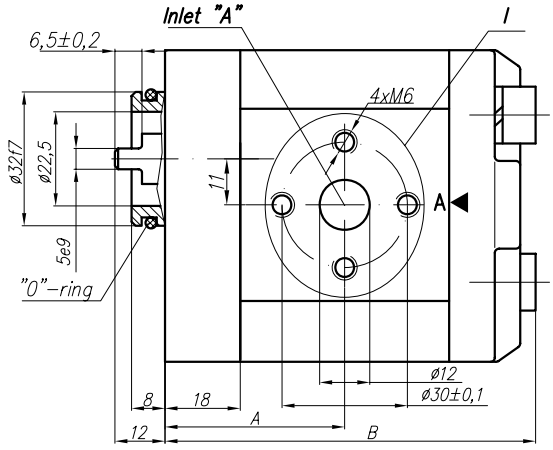

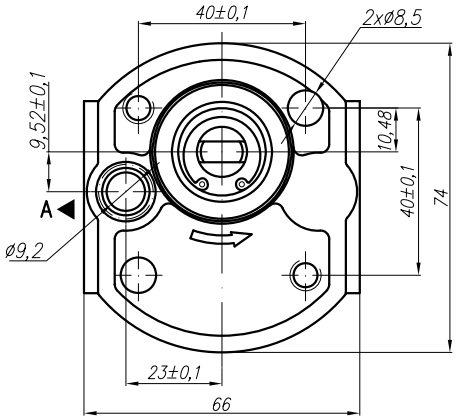

Rotation "C" - (clockwise)

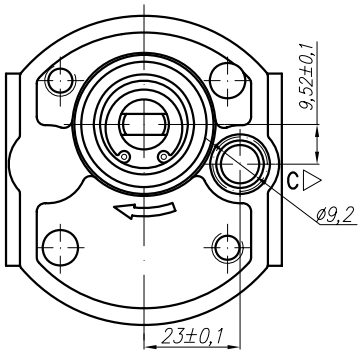

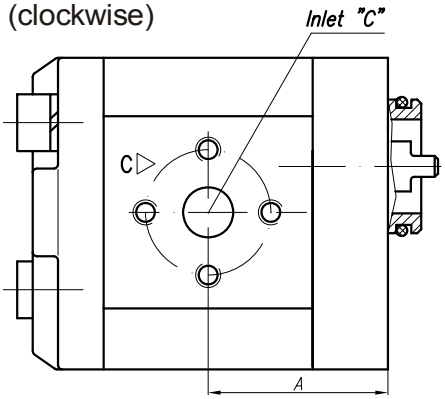

Variants:

...X330 - Normal version (flange);
...X330M - for M port (see the picture I and the table below);
...X330G - for G port (see the picture I and the table below);
...X330U - for U port (see the picture I and the table below).

I – variants (inlet only)

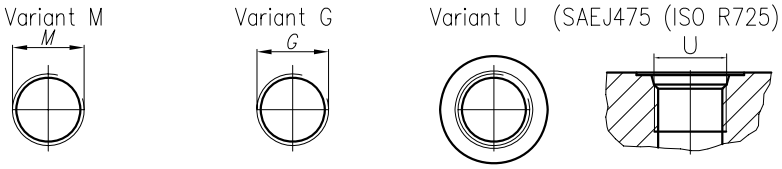

Type	Displacement	Flow		Pressure	max Speed	Dimension							
		at 1500 rpm	at max rpm	P_{nom}	n	A	B	Inlet			Outlet		
	cm^3/rev	l/min	l/min	bar	rpm	mm	mm	M	G	U	M	G	U
10A(C)1X330	1	1,40	3,26	250	3500	39,1	81	M16x1,5	G 3/8" - A	3/4" - 16UNF - 2B			
10A(C)1,25X330	1,25	1,74	4,07	250	3500	39,5	82						
10A(C)1,6X330	1,6	2,23	5,21	250	3500	40,3	83,6						
10A(C)2X330	2	2,82	6,58	250	3500	41,1	85,2						
10A(C)2,5X330	2,5	3,53	8,23	250	3500	42,1	87,2						
* *10A(C)2,65X330*	*2,65*	*3,74*	*8,72*	*250*	*3500*	*42,4*	*87,8*						
10A(C)3,15X330	3,15	4,44	10,36	250	3500	43,5	89,8	M20x1,5	G 1/2"-A				
10A(C)3,65X330	3,65	5,15	12,01	250	3500	44,4	91,9						
10A(C)4,2X330	4,2	5,92	13,82	250	3500	45,5	94,1						
* *10A(C)4,7X330*	*4,7*	*6,63*	*15,46*	*250*	*3500*	*46,1*	*96*						
10A(C)5X330	5	7,05	14,10	250	3000	47,1	97,2						
10A(C)5,7X330	5,7	8,12	16,25	200	3000	48,5	100,1						
10A(C)6,1X330	6,1	8,69	14,49	180	2500	49,4	101,8						
10A(C)7,4X330	7,4	10,55	17,58	180	2500	52,1	107,2	M22x1,5		7/8" - 14UNF			
* *10A(C)8X330*	*8*	*11,40*	*15,20*	*150*	*2000*	*53,4*	*109,7*						
10A(C)8,5X330	8,5	12,11	16,15	150	2000	54,4	111,7						
10A(C)9,8X330	9,8	13,97	18,62	120	2000	57	117						

* - These pumps - only under a special order

Rotation "A" - (anticlockwise)

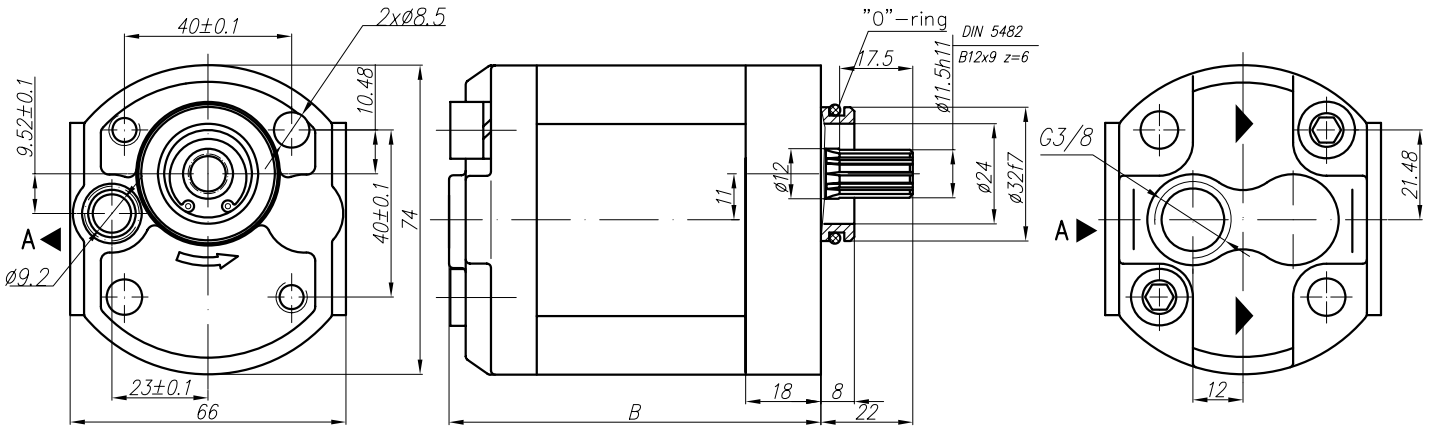

Rotation "C" - (clockwise)

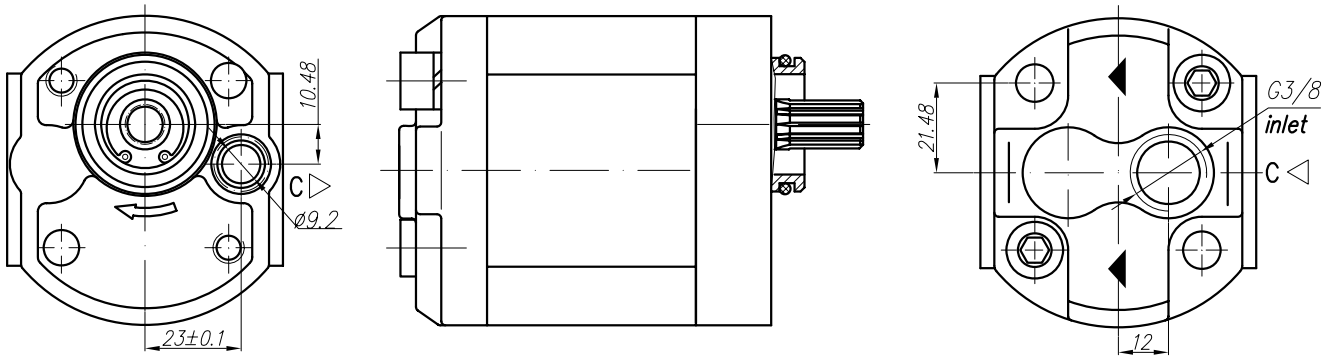

Type	Displacement	Flow		Pressure	max Speed	Dimension							
		at 1500 rpm	at max rpm	P_{nom}	n	A	B	Inlet			Outlet		
	cm^3/rev	l/min	l/min	bar	rpm	mm	mm	M	G	U			
10A(C)1X340	1	1,40	3,26	250	3500		81		G 3/8" - A			ø9,2	
10A(C)1,25X340	1,25	1,74	4,07	250	3500		82						
10A(C)1,6X340	1,6	2,23	5,21	250	3500		83,6						
10A(C)2X340	2	2,82	6,58	250	3500		85,2						
10A(C)2,5X340	2,5	3,53	8,23	250	3500		87,2						
* *10A(C)2,65X340*	*2,65*	*3,74*	*8,72*	*250*	*3500*		*87,8*						
10A(C)3,15X340	3,15	4,44	10,36	250	3500		89,8						
10A(C)3,65X340	3,65	5,15	12,01	250	3500		91,9						
10A(C)4,2X340	4,2	5,92	13,82	250	3500		94,1						
* *10A(C)4,7X340*	*4,7*	*6,63*	*15,46*	*250*	*3500*		*97,1*						
10A(C)5X340	5	7,05	14,10	250	3000		97,2						
10A(C)5,7X340	5,7	8,12	16,25	200	3000		100,1						
10A(C)6,1X340	6,1	8,69	14,49	180	2500		101,8						
10A(C)7,4X340	7,4	10,55	17,58	180	2500		107,2						
* *10A(C)8X340*	*8*	*11,40*	*15,20*	*150*	*2000*		*109,7*						
10A(C)8,5X340	8,5	12,11	16,15	150	2000		111,7						
10A(C)9,8X340	9,8	13,97	18,62	120	2000		117						

* - These pumps - only under a special order

The pump 10A(C)...X343 is a middle section of a multiple pump Gr. 211 or 311.

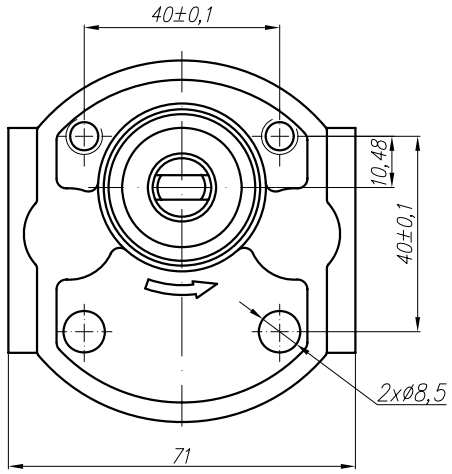

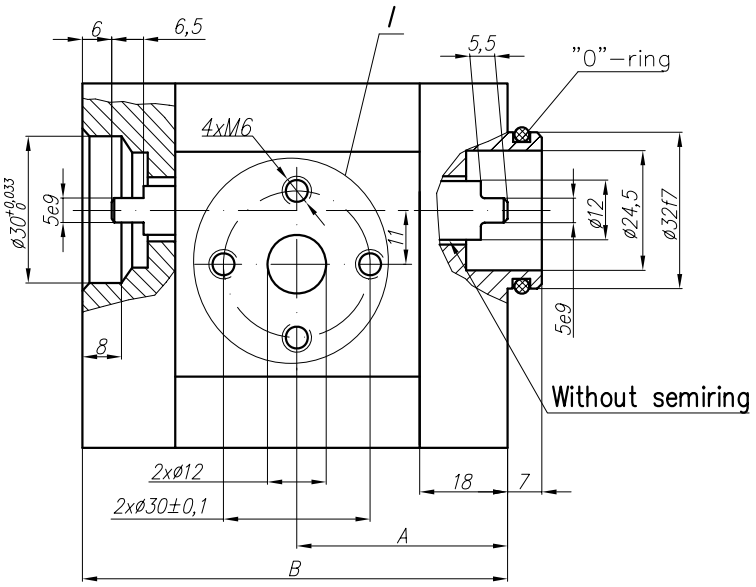

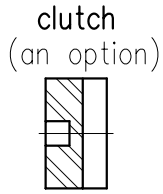

Variants:
...X343 - Normal version (flange);
...X343M - for M ports (see the picture I and the table below);
...X343G - for G ports (see the picture I and the table below);
...X343U - for U ports (see the picture I and the table below).

I – variants

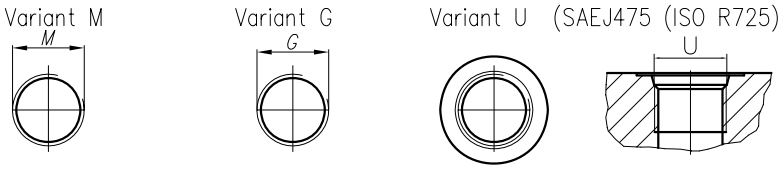

Type	Displacement	Flow		Pressure	max Speed	Dimension							
		at 1500 rpm	at max rpm	P_{nom}	n	A	B	Inlet			Outlet		
	cm^3/rev	l/min	l/min	bar	rpm	mm	mm	M	G	U	M	G	U
10A(C)1X343	1	1,40	3,26	250	3500	39,1	79	M16x1,5	G 3/8" - A	3/4" - 16UNF - 2B	M16x1,5	G 3/8" - A	9/16" - 18UNF - 2B
10A(C)1,25X343	1,25	1,74	4,07	250	3500	39,5	80						
10A(C)1,6X343	1,6	2,23	5,21	250	3500	40,3	81,6						
10A(C)2X343	2	2,82	6,58	250	3500	41,1	83,2						
10A(C)2,5X343	2,5	3,53	8,23	250	3500	42,1	85,2						
* *10A(C)2,65X343*	*2,65*	*3,74*	*8,72*	*250*	*3500*	*42,4*	*85,8*						
10A(C)3,15X343	3,15	4,44	10,36	250	3500	43,5	87,8	M20x1,5	G 1/2"-A				
10A(C)3,65X343	3,65	5,15	12,01	250	3500	44,4	89,9						
10A(C)4,2X343	4,2	5,92	13,82	250	3500	45,5	92,1						
* *10A(C)4,7X343*	*4,7*	*6,63*	*15,46*	*250*	*3500*	*46,1*	*94*						
10A(C)5X343	5	7,05	14,10	250	3000	47,1	95,2						
10A(C)5,7X343	5,7	8,12	16,25	200	3000	48,5	98,1						
10A(C)6,1X343	6,1	8,69	14,49	200	2500	49,4	99,8						
10A(C)7,4X343	7,4	10,55	17,58	180	2500	52,1	105,2	M22x1,5		7/8" - 14UNF	M18x1,5		3/4" - 16UNF
* *10A(C)8X343*	*8*	*11,40*	*15,20*	*150*	*2000*	*53,4*	*107,7*						
10A(C)8,5X343	8,5	12,11	16,15	150	2000	54,4	109,7						
10A(C)9,8X343	9,8	13,97	18,62	120	2000	57	115						

* - These pumps - only under a special order

Rotation "A" - (anticlockwise)

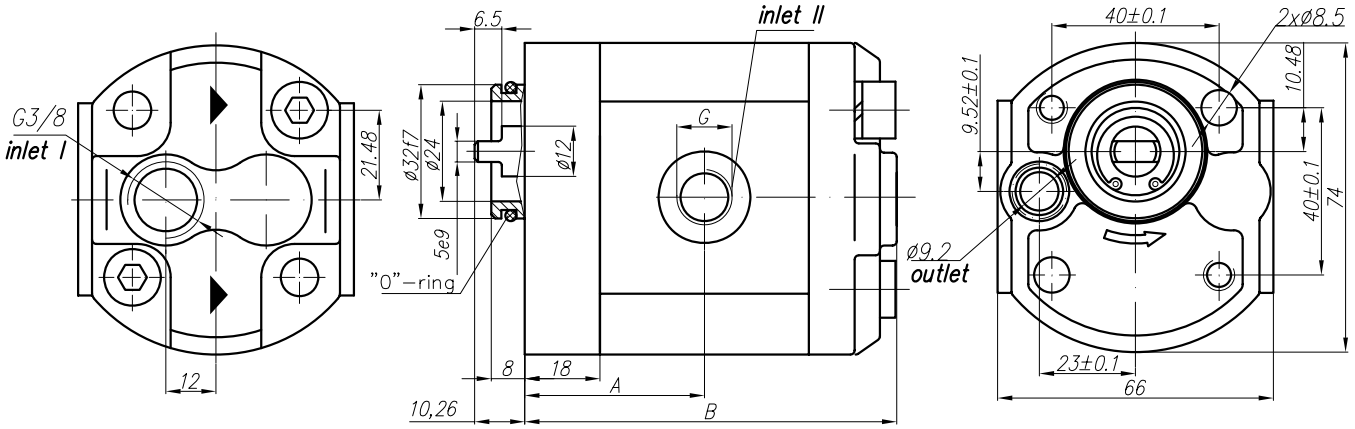

Rotation "C" - (clockwise)

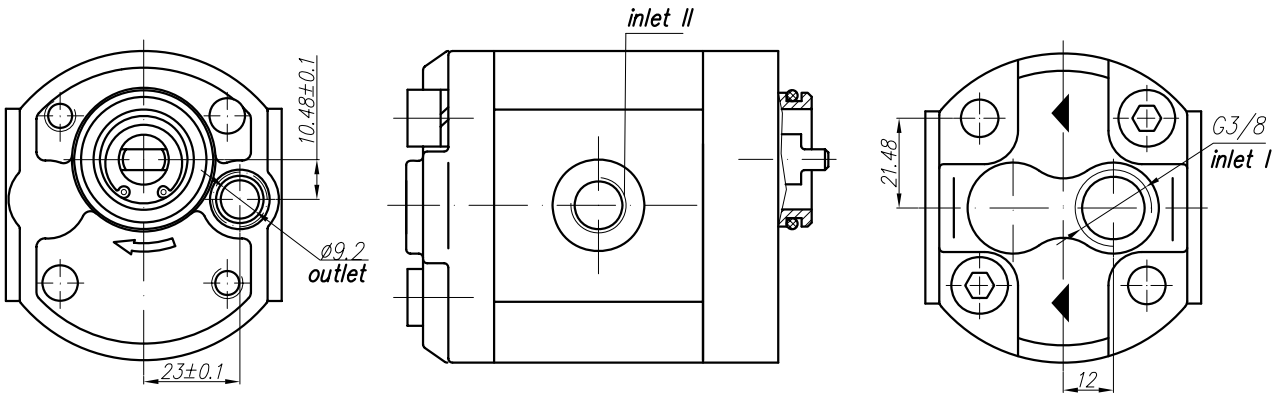

Type	Displacement	Flow		Pressure	max Speed	Dimension							
		at 1500 rpm	at max rpm	P_{nom}	n	A	B	Inlet			Outlet		
	cm^3/rev	l/min	l/min	bar	rpm	mm	mm		I	II			
10A(C)1X348	1	1,40	3,26	250	3500	39,1	81		G 3/8" - A	G 1/4" - A		ø9,2	
10A(C)1,25X348	1,25	1,74	4,07	250	3500	39,5	82						
10A(C)1,6X348	1,6	2,23	5,21	250	3500	40,3	83,6						
10A(C)2X348	2	2,82	6,58	250	3500	41,1	85,2						
10A(C)2,5X348	2,5	3,53	8,23	250	3500	42,1	87,2						
* *10A(C)2,65X348*	*2,65*	*3,74*	*8,72*	*250*	*3500*	*42,4*	*87,8*						
10A(C)3,15X348	3,15	4,44	10,36	250	3500	43,5	89,8						
10A(C)3,65X348	3,65	5,15	12,01	250	3500	44,4	91,9						
10A(C)4,2X348	4,2	5,92	13,82	250	3500	45,5	94,1						
* *10A(C)4,7X348*	*4,7*	*6,63*	*15,46*	*250*	*3500*	*46,1*	*97,1*						
10A(C)5X348	5	7,05	14,10	250	3000	47,1	97,2						
10A(C)5,7X348	5,7	8,12	16,25	200	3000	48,5	100,1						
10A(C)6,1X348	6,1	8,69	14,49	180	2500	49,4	101,8						
10A(C)7,4X348	7,4	10,55	17,58	180	2500	52,1	107,2			G 3/8" - A			
* *10A(C)8X348*	*8*	*11,40*	*15,20*	*150*	*2000*	*53,4*	*109,7*						
10A(C)8,5X348	8,5	12,11	16,15	150	2000	54,4	111,7						
10A(C)9,8X348	9,8	13,97	18,62	120	2000	57	117						

* - These pumps - only under a special order

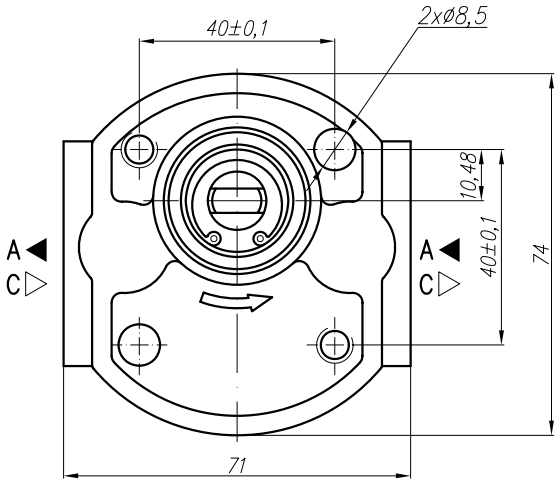

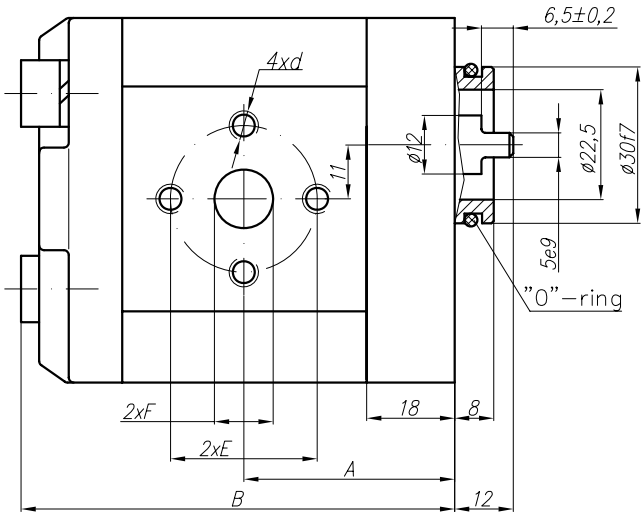

Type	Displacement	Flow		Pressure	max Speed	Dimension							
		at 1500 rpm	at max rpm	P_{nom}	n	A	B	Inlet			Outlet		
	cm^3/rev	l/min	l/min	bar	rpm	mm	mm	E	F	d	E	F	d
10A(C)1X375	1	1,40	3,26	250	3500	39,1	81						
10A(C)1,25X375	1,25	1,74	4,07	250	3500	39,5	82						
10A(C)1,6X375	1,6	2,23	5,21	250	3500	40,3	83,6						
10A(C)2X375	2	2,82	6,58	250	3500	41,1	85,2						
10A(C)2,5X375	2,5	3,53	8,23	250	3500	42,1	87,2						
** 10A(C)2,65X375*	*2,65*	*3,74*	*8,72*	*250*	*3500*	*42,4*	*87,8*						
10A(C)3,15X375	3,15	4,44	10,36	250	3500	43,5	89,8						
10A(C)3,65X375	3,65	5,15	12,01	250	3500	44,4	91,9						
10A(C)4,2X375	4,2	5,92	13,82	250	3500	45,5	94,1	ø30	ø12	M6	ø30	ø12	M6
** 10A(C)4,7X375*	*4,7*	*6,63*	*15,46*	*250*	*3500*	*46,1*	*97,1*						
10A(C)5X375	5	7,05	14,10	250	3000	47,1	97,2						
10A(C)5,7X375	5,7	8,12	16,25	200	3000	48,5	100,1						
10A(C)6,1X375	6,1	8,69	14,49	200	2500	49,4	101,8						
10A(C)7,4X375	7,4	10,55	17,58	180	2500	52,1	107,2						
** 10A(C)8X375*	*8*	*11,40*	*15,20*	*150*	*2000*	*53,4*	*109,7*						
10A(C)8,5X375	8,5	12,11	16,15	150	2000	54,4	111,7						
10A(C)9,8X375	9,8	13,97	18,62	120	2000	57	117						

* - These pumps - only under a special order

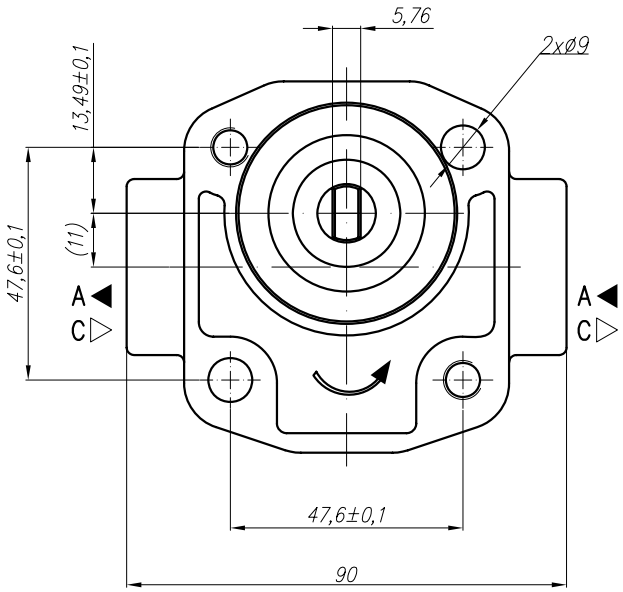

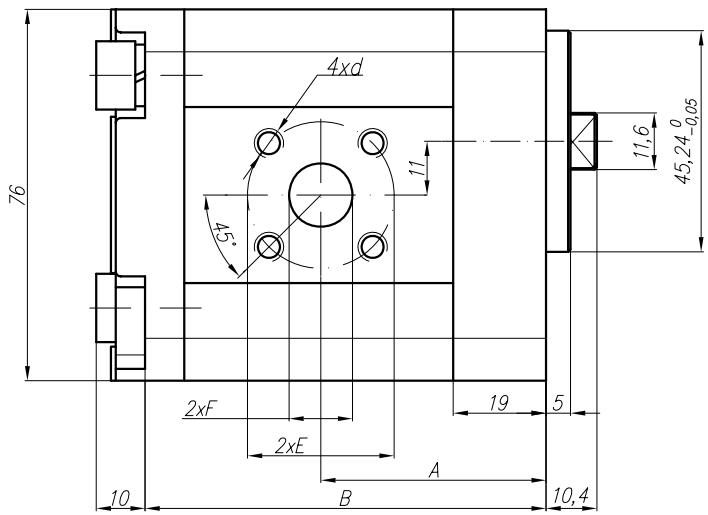

Type	Displacement	Flow		Pressure	max Speed	Dimension							
		at 1500 rpm	at max rpm	P_{nom}	n	A	B	Inlet			Outlet		
	cm^3/rev	l/min	l/min	bar	rpm	mm	mm	E	F	d	E	F	d
10A(C)1X394	1	1,40	3,26	250	3500	40,1	69,1						
10A(C)1,25X394	1,25	1,74	4,07	250	3500	40,6	70,1						
10A(C)1,6X394	1,6	2,23	5,21	250	3500	41,3	71,5						
10A(C)2X394	2	2,82	6,58	250	3500	42,1	73,2						
10A(C)2,5X394	2,5	3,53	8,23	250	3500	43,1	75,2						
** 10A(C)2,65X394*	*2,65*	*3,74*	*8,72*	*250*	*3500*	*43,4*	*75,8*						
10A(C)3,15X394	3,15	4,44	10,36	250	3500	44,5	77,8						
10A(C)3,65X394	3,65	5,15	12,01	250	3500	45,4	79,8						
10A(C)4,2X394	4,2	5,92	13,82	250	3500	46,5	82,0	ø30	ø13	M6	ø30	ø13	M6
** 10A(C)4,7X394*	*4,7*	*6,63*	*15,46*	*250*	*3500*	*47,5*	*84,1*						
10A(C)5X394	5	7,05	14,10	250	3000	48,1	85,2						
10A(C)5,7X394	5,7	8,12	16,25	200	3000	49,5	88,0						
10A(C)6,1X394	6,1	8,69	14,49	200	2500	50,4	89,8						
10A(C)7,4X394	7,4	10,55	17,58	180	2500	53,1	95,3						
** 10A(C)8X394*	*8*	*11,40*	*15,20*	*150*	*2000*	*54,4*	*97,7*						
10A(C)8,5X394	8,5	12,11	16,15	150	2000	55,4	99,8						
10A(C)9,8X394	9,8	13,97	18,62	120	2000	58,0	105,0						

* - These pumps - only under a special order

Rotation "A" - (anticlockwise)

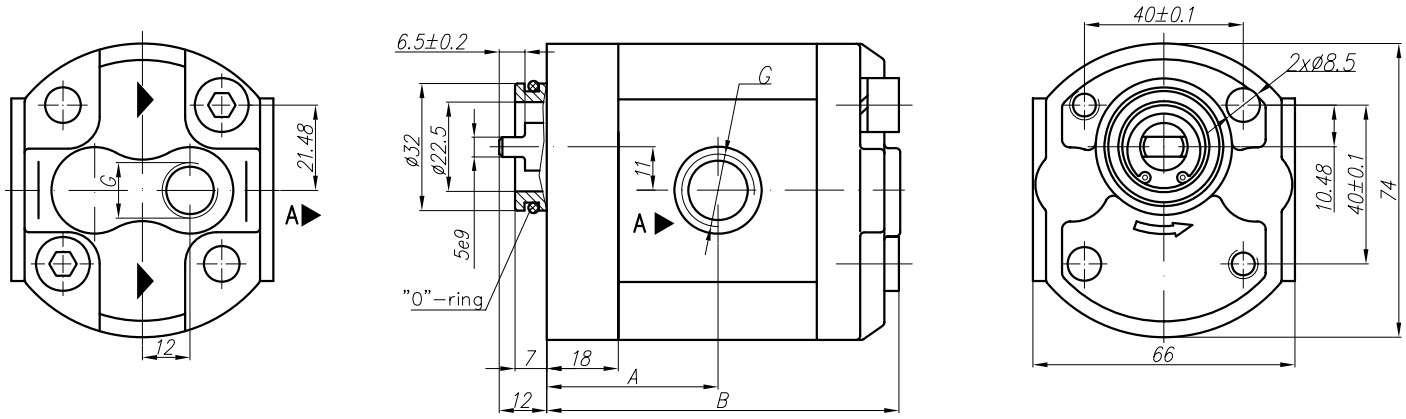

Rotation "C" - (clockwise)

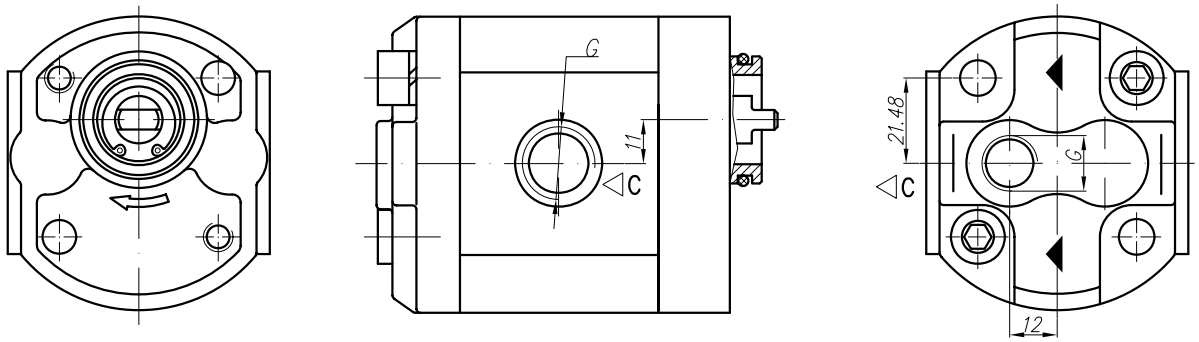

Type	Displacement	Flow		Pressure	max Speed	Dimension							
		at 1500 rpm	at max rpm	P_{nom}	n	A	B	Inlet			Outlet		
	cm^3/rev	l/min	l/min	bar	rpm	mm	mm		G			G	
10A(C)1X400	1	1,40	3,26	250	3500	39,1	81		G 3/8" - A			G 3/8" - A	
10A(C)1,25X400	1,25	1,74	4,07	250	3500	39,5	82						
10A(C)1,6X400	1,6	2,23	5,21	250	3500	40,3	83,6						
10A(C)2X400	2	2,82	6,58	250	3500	41,1	85,2						
10A(C)2,5X400	2,5	3,53	8,23	250	3500	42,1	87,2						
** 10A(C)2,65X400*	*2,65*	*3,74*	*8,72*	*250*	*3500*	*42,4*	*87,8*						
10A(C)3,15X400	3,15	4,44	10,36	250	3500	43,5	89,8		G 1/2"-A				
10A(C)3,65X400	3,65	5,15	12,01	250	3500	44,4	91,9						
10A(C)4,2X400	4,2	5,92	13,82	250	3500	45,5	94,1						
** 10A(C)4,7X400*	*4,7*	*6,63*	*15,46*	*250*	*3500*	*46,1*	*97,1*						
10A(C)5X400	5	7,05	14,10	250	3000	47,1	97,2						
10A(C)5,7X400	5,7	8,12	16,25	200	3000	48,5	100,1						
10A(C)6,1X400	6,1	8,69	14,49	200	2500	49,4	101,8						
10A(C)7,4X400	7,4	10,55	17,58	180	2500	52,1	107,2						
** 10A(C)8X400*	*8*	*11,40*	*15,20*	*150*	*2000*	*53,4*	*109,7*						
10A(C)8,5X400	8,5	12,11	16,15	150	2000	54,4	111,7						
10A(C)9,8X400	9,8	13,97	18,62	120	2000	57	117						

* - These pumps - only under a special order

The pump 10A(C)...X416 is a first section of a multiple pump Gr.11.

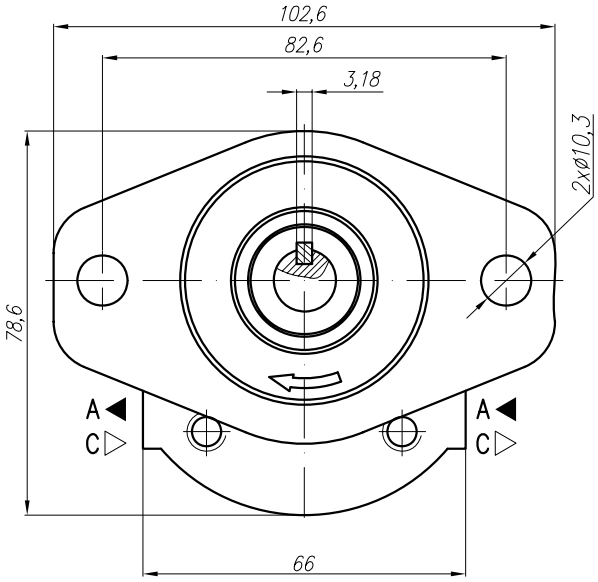

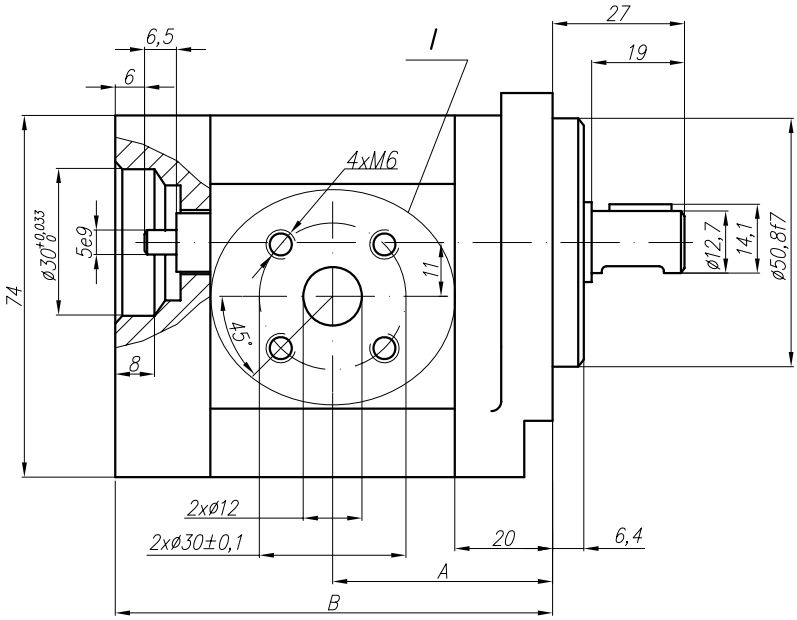

Variants:
...X416 - Normal version (flange);
...X416M - for M ports (see the picture I and the table below);
...X416G - for G ports (see the picture I and the table below);
...X416U - for U ports (see the picture I and the table below).

I – variants

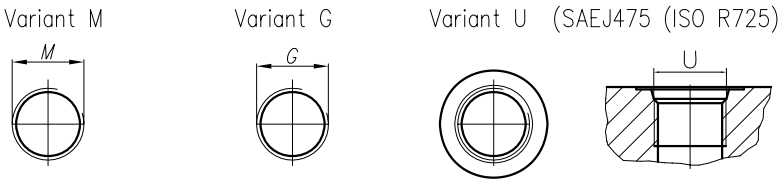

Type	Displacement	Flow		Pressure	max Speed	Dimension							
		at 1500 rpm	at max rpm	P_{nom}	n	A	B	Inlet			Outlet		
	cm^3/rev	l/min	l/min	bar	rpm	mm	mm	M	G	U	M	G	U
10A(C)1X416	1	1,40	3,26	250	3500	41,1	83	M16x1,5	G 3/8" - A	3/4" - 16UNF - 2B	M16x1,5	G 3/8" - A	9/16" - 18UNF - 2B
10A(C)1,25X416	1,25	1,74	4,07	250	3500	41,5	84						
10A(C)1,6X416	1,6	2,23	5,21	250	3500	42,3	85,6						
10A(C)2X416	2	2,82	6,58	250	3500	43,1	87,2						
10A(C)2,5X416	2,5	3,53	8,23	250	3500	44,1	89,2						
10A(C)2,65X416	*2,65*	*3,74*	*8,72*	*250*	*3500*	*44,4*	*89,8*						
10A(C)3,15X416	3,15	4,44	10,36	250	3500	45,5	91,8	M20x1,5	G 1/2"-A				
10A(C)3,65X416	3,65	5,15	12,01	250	3500	46,4	93,9						
10A(C)4,2X416	4,2	5,92	13,82	250	3500	47,5	96,1						
* *10A(C)4,7X416*	*4,7*	*6,63*	*15,46*	*250*	*3500*	*48,5*	*98*						
10A(C)5X416	5	7,05	14,10	250	3000	49,1	99,2						
10A(C)5,7X416	5,7	8,12	16,25	200	3000	50,5	102						
10A(C)6,1X416	6,1	8,69	14,49	200	2500	51,4	103,8						
10A(C)7,4X416	7,4	10,55	17,58	180	2500	54,1	109,2	M22x1,5		7/8" - 14UNF	M18x1,5		3/4" - 16UNF
* *10A(C)8X416*	*8*	*11,40*	*15,20*	*150*	*2000*	*55,4*	*111,7*						
10A(C)8,5X416	8,5	12,11	16,15	150	2000	56,4	113,7						
10A(C)9,8X416	9,8	13,97	18,62	120	2000	59	119						

* - These pumps - only under a special order

Rotation "A" - (anticlockwise)

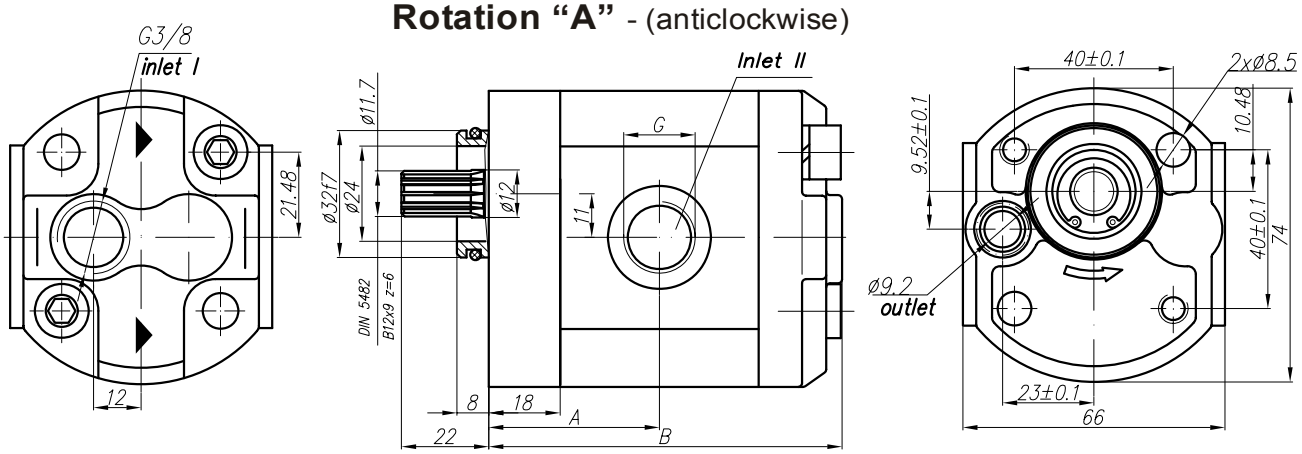

Rotation "C" - (clockwise)

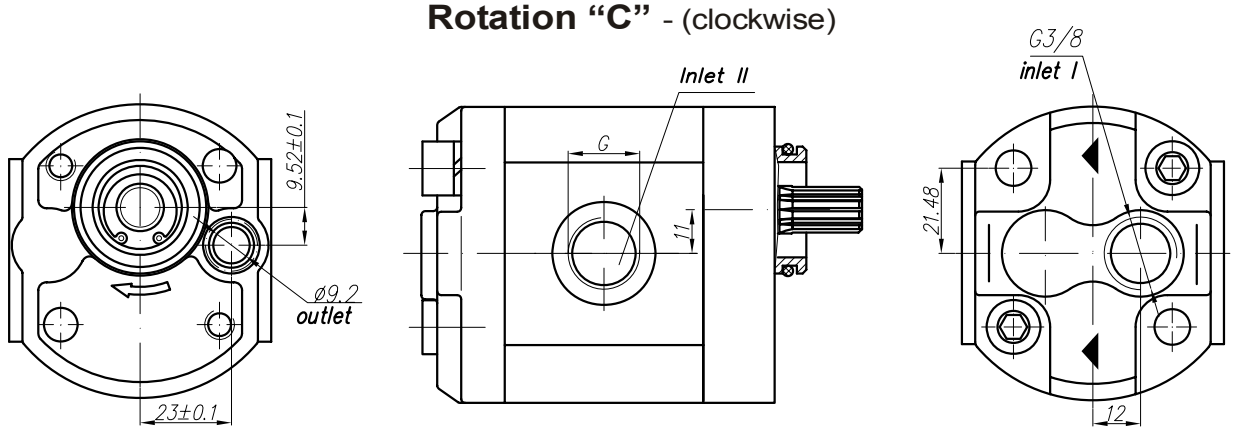

Type	Displacement	Flow		Pressure	max Speed	Dimension							
		at 1500 rpm	at max rpm	P_{nom}	n	A	B	Inlet			Outlet		
	cm^3/rev	l/min	l/min	bar	rpm	mm	mm		I	II			
10A(C)1X417	1	1,40	3,26	250	3500	71	81		G 3/8" - A	G 1/4" - A		ø9,2	
10A(C)1,25X417	1,25	1,74	4,07	250	3500	72	82						
10A(C)1,6X417	1,6	2,23	5,21	250	3500	73,6	83,6						
10A(C)2X417	2	2,82	6,58	250	3500	75,2	85,2						
10A(C)2,5X417	2,5	3,53	8,23	250	3500	77,2	87,2						
* *10A(C)2,65X417*	*2,65*	*3,74*	*8,72*	*250*	*3500*	*77,8*	*87,8*						
10A(C)3,15X417	3,15	4,44	10,36	250	3500	79,8	89,8						
10A(C)3,65X417	3,65	5,15	12,01	250	3500	81,9	91,9						
10A(C)4,2X417	4,2	5,92	13,82	250	3500	84,1	94,1						
* *10A(C)4,7X417*	*4,7*	*6,63*	*15,46*	*250*	*3500*	*87,1*	*97,1*						
10A(C)5X417	5	7,05	14,10	250	3000	87,2	97,2						
10A(C)5,7X417	5,7	8,12	16,25	200	3000	90,1	100,1						
10A(C)6,1X417	6,1	8,69	14,49	200	2500	91,8	101,8						
10A(C)7,4X417	7,4	10,55	17,58	180	2500	97,2	107,2			G 3/8" - A			
* *10A(C)8X417*	*8*	*11,40*	*15,20*	*150*	*2000*	*99,7*	*109,7*						
10A(C)8,5X417	8,5	12,11	16,15	150	2000	101,7	111,7						
10A(C)9,8X417	9,8	13,97	18,62	120	2000	107	117						

* - These pumps - only under a special order

The pump is similar to "1GAS – Marzocchi" – (difference at shaft dia and the cone)

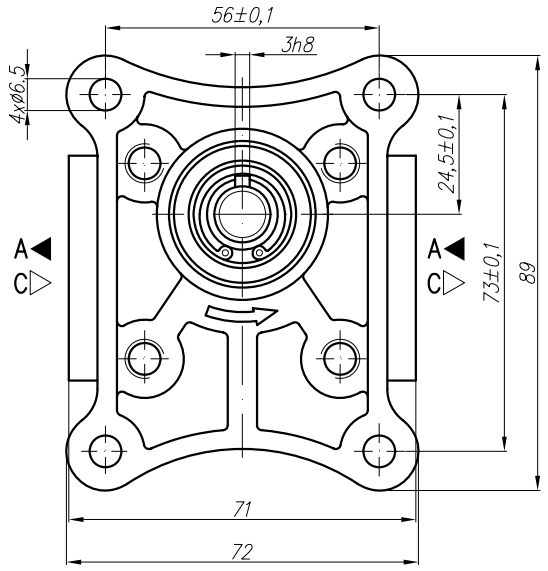

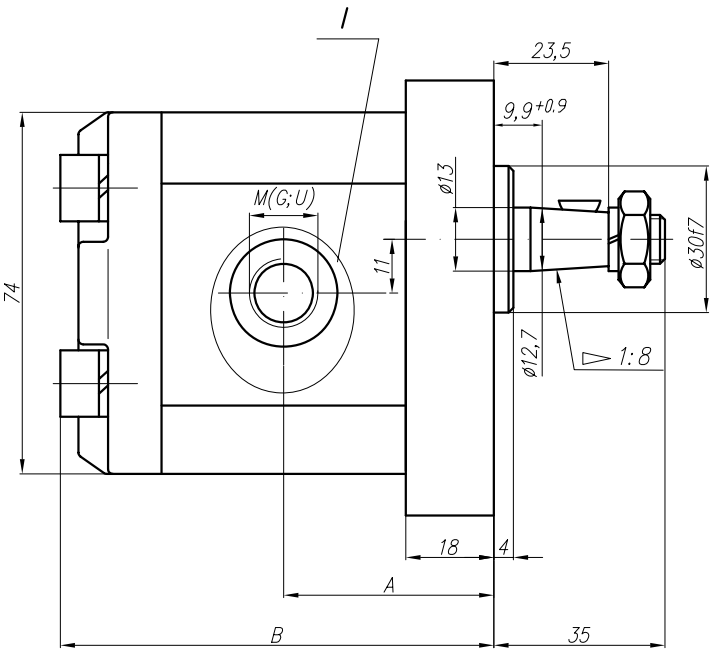

Variants:
...X418M - for M ports (see the picture I and the table below);
...X418G - for G ports (see the picture I and the table below);
...X418U - for U ports (see the picture I and the table below).

I – variants

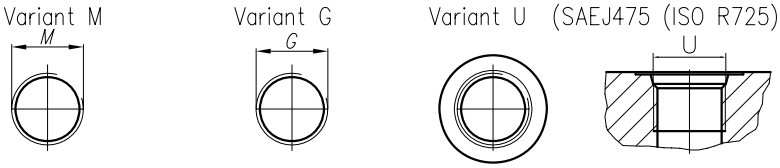

Type	Displacement	Flow		Pressure	max Speed	Dimension							
		at 1500 rpm	at max rpm	P_{nom}	n	A	B	Inlet			Outlet		
	cm^3/rev	l/min	l/min	bar	rpm	mm	mm	M	G	U	M	G	U
10A(C)1X418	1	1,40	3,26	250	3500	39,1	81	M16x1,5	G 3/8" - A	3/4" - 16UNF - 2B	M16x1,5	G 3/8" - A	9/16" - 18UNF - 2B
10A(C)1,25X418	1,25	1,74	4,07	250	3500	39,5	82						
10A(C)1,6X418	1,6	2,23	5,21	250	3500	40,3	83,6						
10A(C)2X418	2	2,82	6,58	250	3500	41,1	85,2						
10A(C)2,5X418	2,5	3,53	8,23	250	3500	42,1	87,2						
* *10A(C)2,65X418*	*2,65*	*3,74*	*8,72*	*250*	*3500*	*42,4*	*87,8*						
10A(C)3,15X418	3,15	4,44	10,36	250	3500	43,5	89,8	M20x1,5	G 1/2"-A				
10A(C)3,65X418	3,65	5,15	12,01	250	3500	44,4	91,9						
10A(C)4,2X418	4,2	5,92	13,82	250	3500	45,5	94,1						
* *10A(C)4,7X418*	*4,7*	*6,63*	*15,46*	*250*	*3500*	*46,1*	*97,1*						
10A(C)5X418	5	7,05	14,10	250	3000	47,1	97,2						
10A(C)5,7X418	5,7	8,12	16,25	200	3000	48,5	100,1						
10A(C)6,1X418	6,1	8,69	14,49	200	2500	49,4	101,8						
10A(C)7,4X418	7,4	10,55	17,58	180	2500	52,1	107,2	M22x1,5		7/8" - 14UNF	M18x1,5		3/4" - 16UNF
* *10A(C)8X418*	*8*	*11,40*	*15,20*	*150*	*2000*	*53,4*	*109,7*						
10A(C)8,5X418	8,5	12,11	16,15	150	2000	54,4	111,7						
10A(C)9,8X418	9,8	13,97	18,62	120	2000	57	117						

* - These pumps - only under a special order

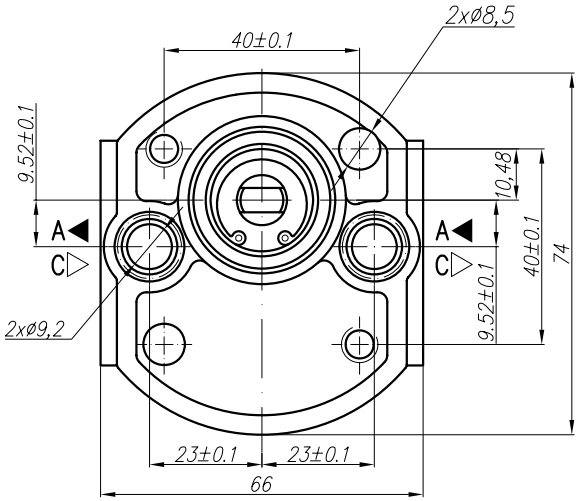

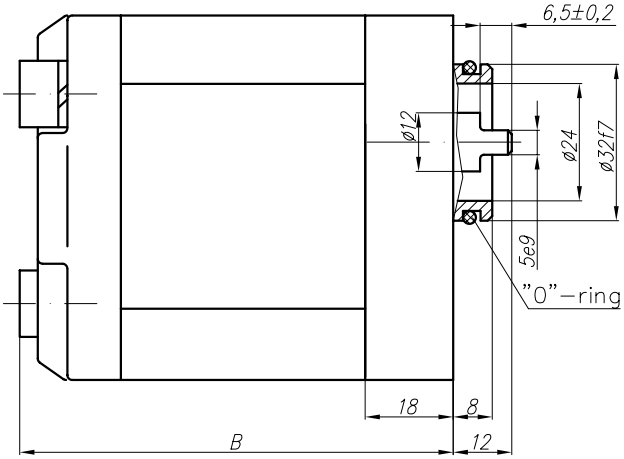

Type	Displacement	Flow		Pressure	max Speed	Dimension							
		at 1500 rpm	at max rpm	P_{nom}	n	A	B	Inlet			Outlet		
	cm^3/rev	l/min	l/min	bar	rpm	mm	mm						
10A(C)1X442	1	1,40	3,26	250	3500		81						
10A(C)1,25X442	1,25	1,74	4,07	250	3500		82						
10A(C)1,6X442	1,6	2,23	5,21	250	3500		83,6						
10A(C)2X442	2	2,82	6,58	250	3500		85,2						
10A(C)2,5X442	2,5	3,53	8,23	250	3500		87,2						
** 10A(C)2,65X442*	*2,65*	*3,74*	*8,72*	*250*	*3500*		*87,8*						
10A(C)3,15X442	3,15	4,44	10,36	250	3500		89,8						
10A(C)3,65X442	3,65	5,15	12,01	250	3500		91,9						
10A(C)4,2X442	4,2	5,92	13,82	250	3500		94,1		ø9,2			ø9,2	
** 10A(C)4,7X442*	*4,7*	*6,63*	*15,46*	*250*	*3500*		*97,1*						
10A(C)5X442	5	7,05	14,10	250	3000		97,2						
10A(C)5,7X442	5,7	8,12	16,25	200	3000		100,1						
10A(C)6,1X442	6,1	8,69	14,49	200	2500		101,8						
10A(C)7,4X442	7,4	10,55	17,58	180	2500		107,2						
** 10A(C)8X442*	*8*	*11,40*	*15,20*	*150*	*2000*		*109,7*						
10A(C)8,5X442	8,5	12,11	16,15	150	2000		111,7						
10A(C)9,8X442	9,8	13,97	18,62	120	2000		117						

* - These pumps - only under a special order

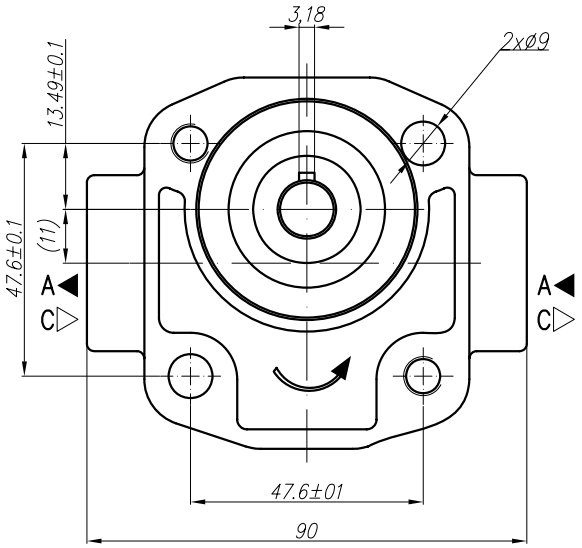

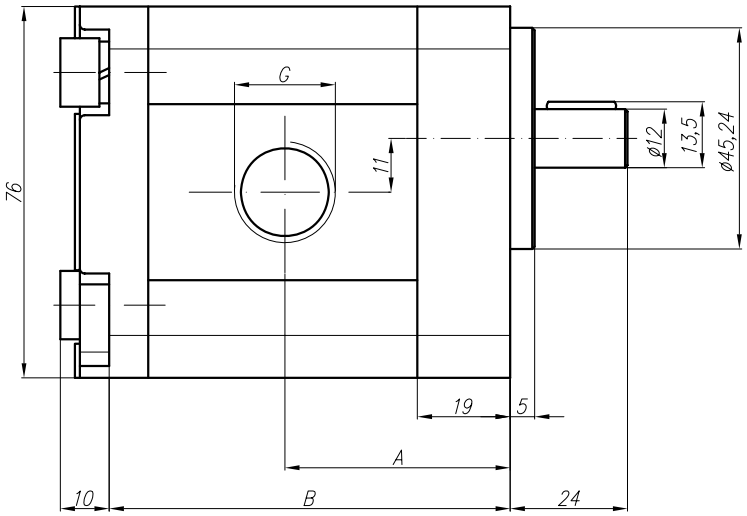

Type	Displacement	Flow		Pressure	max Speed	Dimension							
		at 1500 rpm	at max rpm	P_{nom}	n	A	B	Inlet			Outlet		
	cm^3/rev	l/min	l/min	bar	rpm	mm	mm	M	G	U	M	G	U
10A(C)1X445	1	1,40	3,26	250	3500	40,1	69,1		1/2" NPTF-14			1/2" NPTF-14	
10A(C)1,25X445	1,25	1,74	4,07	250	3500	40,6	70,1						
10A(C)1,6X445	1,6	2,23	5,21	250	3500	41,3	71,5						
10A(C)2X445	2	2,82	6,58	250	3500	42,1	73,2						
10A(C)2,5X445	2,5	3,53	8,23	250	3500	43,1	75,2						
** 10A(C)2,65X445*	*2,65*	*3,74*	*8,72*	*250*	*3500*	*43,4*	*75,8*						
10A(C)3,15X445	3,15	4,44	10,36	250	3500	44,5	77,8						
10A(C)3,65X445	3,65	5,15	12,01	250	3500	45,4	79,8						
10A(C)4,2X445	4,2	5,92	13,82	250	3500	46,5	82,0						
** 10A(C)4,7X445*	*4,7*	*6,63*	*15,46*	*250*	*3500*	*47,5*	*84,1*						
10A(C)5X445	5	7,05	14,10	250	3000	48,1	85,2						
10A(C)5,7X445	5,7	8,12	16,25	200	3000	49,5	88,0						
10A(C)6,1X445	6,1	8,69	14,49	200	2500	50,4	89,8						
10A(C)7,4X445	7,4	10,55	17,58	180	2500	53,1	95,3						
** 10A(C)8X445*	*8*	*11,40*	*15,20*	*150*	*2000*	*54,4*	*97,7*						
10A(C)8,5X445	8,5	12,11	16,15	150	2000	55,4	99,8						
10A(C)9,8X445	9,8	13,97	18,62	120	2000	58,0	105,0						

* - These pumps - only under a special order

Rotation "A" - (anticlockwise)

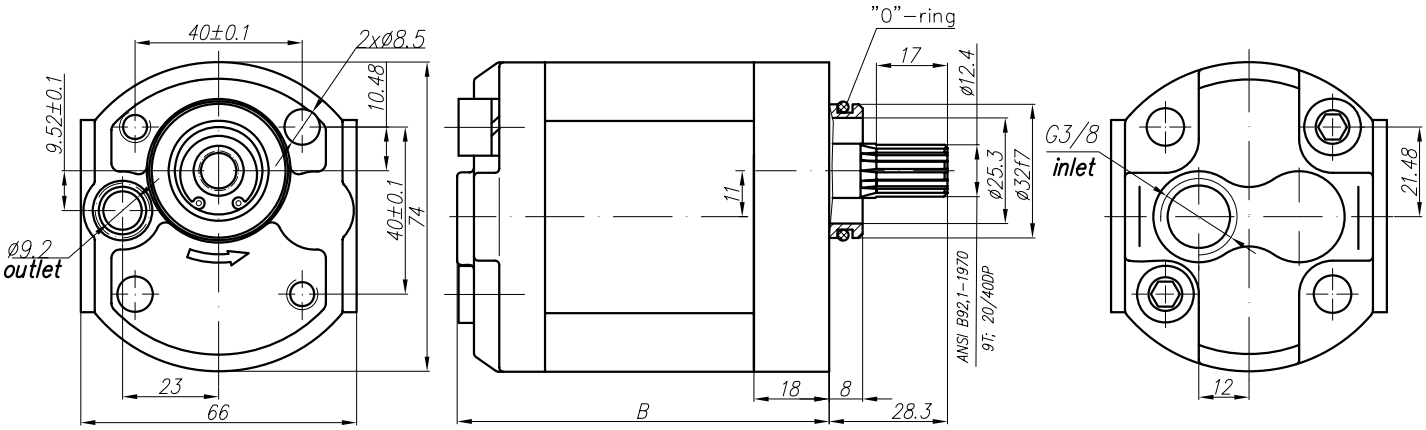

Rotation "C" - (clockwise)

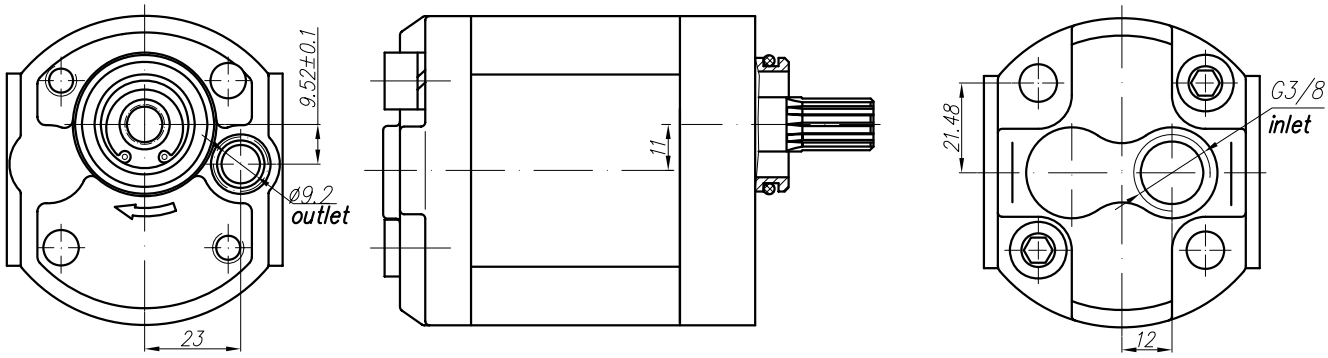

Type	Displacement	Flow		Pressure	max Speed	Dimension							
		at 1500 rpm	at max rpm	P_{nom}	n	A	B	Inlet			Outlet		
	cm^3/rev	l/min	l/min	bar	rpm	mm	mm	M	G	U			
10A(C)1X459	1	1,40	3,26	250	3500	71	81		G 3/8" - A			ø9,2	
10A(C)1,25X459	1,25	1,74	4,07	250	3500	72	82						
10A(C)1,6X459	1,6	2,23	5,21	250	3500	73,6	83,6						
10A(C)2X459	2	2,82	6,58	250	3500	75,2	85,2						
10A(C)2,5X459	2,5	3,53	8,23	250	3500	77,2	87,2						
** 10A(C)2,65X459*	*2,65*	*3,74*	*8,72*	*250*	*3500*	*77,8*	*87,8*						
10A(C)3,15X459	3,15	4,44	10,36	250	3500	79,8	89,8						
10A(C)3,65X459	3,65	5,15	12,01	250	3500	81,9	91,9						
10A(C)4,2X459	4,2	5,92	13,82	250	3500	84,1	94,1						
** 10A(C)4,7X459*	*4,7*	*6,63*	*15,46*	*250*	*3500*	*87,1*	*97,1*						
10A(C)5X459	5	7,05	14,10	250	3000	87,2	97,2						
10A(C)5,7X459	5,7	8,12	16,25	200	3000	90,1	100,1						
10A(C)6,1X459	6,1	8,69	14,49	200	2500	91,8	101,8						
10A(C)7,4X459	7,4	10,55	17,58	180	2500	97,2	107,2						
** 10A(C)8X459*	*8*	*11,40*	*15,20*	*150*	*2000*	*99,7*	*109,7*						
10A(C)8,5X459	8,5	12,11	16,15	150	2000	101,7	111,7						
10A(C)9,8X459	9,8	13,97	18,62	120	2000	107	117						

* - These pumps - only under a special order

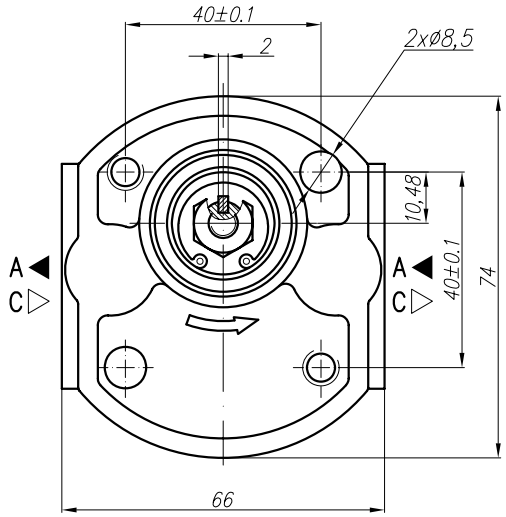

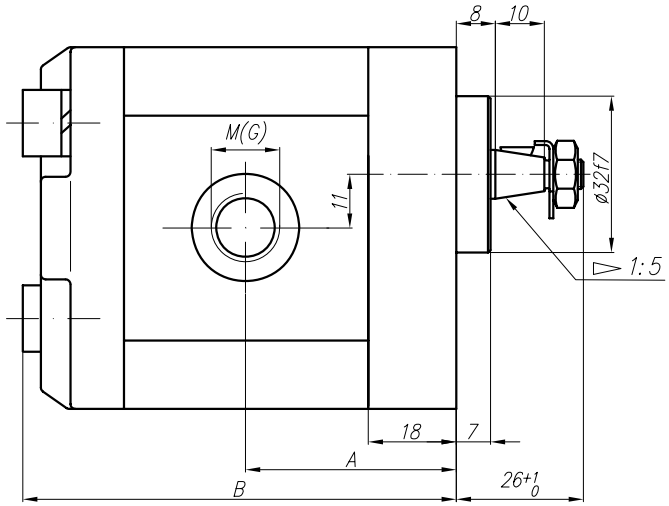

Variants:
...X465M - for M ports (see the table);
...X465G - for G ports (see the table).

Type	Displacement	Flow		Pressure	max Speed	Dimension							
		at 1500 rpm	at max rpm	P_{nom}	n	A	B	Inlet			Outlet		
	cm^3/rev	l/min	l/min	bar	rpm	mm	mm	M	G	U	M	G	U
10A(C)1X465	1	1,40	3,26	250	3500	39,1	81	M18x1,5	G 3/8" - A		M14x1,5	G 3/8" - A	
10A(C)1,25X465	1,25	1,74	4,07	250	3500	39,5	82						
10A(C)1,6X465	1,6	2,23	5,21	250	3500	40,3	83,6						
10A(C)2X465	2	2,82	6,58	250	3500	41,1	85,2						
10A(C)2,5X465	2,5	3,53	8,23	250	3500	42,1	87,2						
* *10A(C)2,65X465*	*2,65*	*3,74*	*8,72*	*250*	*3500*	*42,4*	*87,8*						
10A(C)3,15X465	3,15	4,44	10,36	250	3500	43,5	89,8		G 1/2"-A				
10A(C)3,65X465	3,65	5,15	12,01	250	3500	44,4	91,9						
10A(C)4,2X465	4,2	5,92	13,82	250	3500	45,5	94,1						
* *10A(C)4,7X465*	*4,7*	*6,63*	*15,46*	*250*	*3500*	*46,1*	*97,1*						
10A(C)5X465	5	7,05	14,10	250	3000	47,1	97,2						
10A(C)5,7X465	5,7	8,12	16,25	200	3000	48,5	100,1						
10A(C)6,1X465	6,1	8,69	14,49	200	2500	49,4	101,8						
10A(C)7,4X465	7,4	10,55	17,58	180	2500	52,1	107,2	M22x1,5			M18x1,5		
* *10A(C)8X465*	*8*	*11,40*	*15,20*	*150*	*2000*	*53,4*	*109,7*						
10A(C)8,5X465	8,5	12,11	16,15	150	2000	54,4	111,7						
10A(C)9,8X465	9,8	13,97	18,62	120	2000	57	117						

* - These pumps - only under a special order

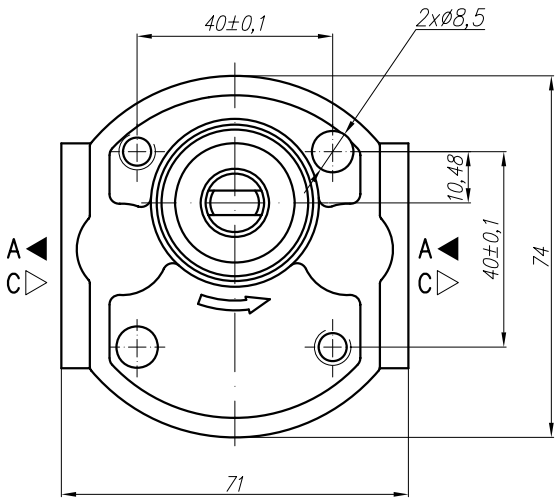

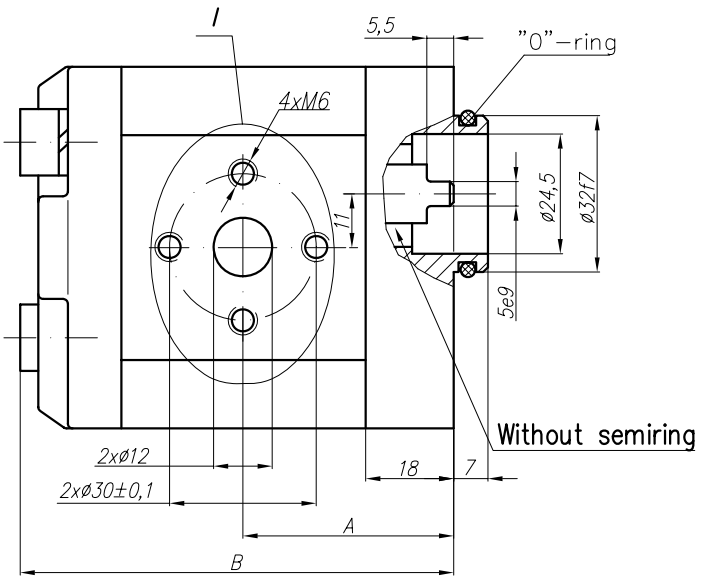

Variants:
...X475 - Normal version (flange);
...X475M - for M ports (see the picture I and the table below);
...X475G - for G ports (see the picture I and the table below);
...X475U - for U ports (see the picture I and the table below).

I – variants

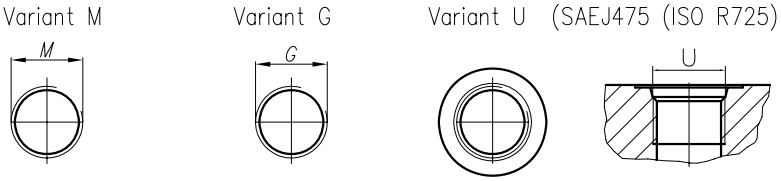

Type	Displacement	Flow		Pressure	max Speed	Dimension							
		at 1500 rpm	at max rpm	P_{nom}	n	A	B	Inlet			Outlet		
	cm^3/rev	l/min	l/min	bar	rpm	mm	mm	M	G	U	M	G	U
10A(C)1X475	1	1,40	3,26	250	3500	39,1	81	M16x1,5	G 3/8" - A	3/4" - 16UNF - 2B	M16x1,5	G 3/8" - A	9/16" - 18UNF - 2B
10A(C)1,25X475	1,25	1,74	4,07	250	3500	39,5	82						
10A(C)1,6X475	1,6	2,23	5,21	250	3500	40,3	83,6						
10A(C)2X475	2	2,82	6,58	250	3500	41,1	85,2						
10A(C)2,5X475	2,5	3,53	8,23	250	3500	42,1	87,2						
** 10A(C)2,65X475*	*2,65*	*3,74*	*8,72*	*250*	*3500*	*42,4*	*87,8*						
10A(C)3,15X475	3,15	4,44	10,36	250	3500	43,5	89,8	M20x1,5	G 1/2"-A				
10A(C)3,65X475	3,65	5,15	12,01	250	3500	44,4	91,9						
10A(C)4,2X475	4,2	5,92	13,82	250	3500	45,5	94,1						
** 10A(C)4,7X475*	*4,7*	*6,63*	*15,46*	*250*	*3500*	*46,1*	*97,1*						
10A(C)5X475	5	7,05	14,10	250	3000	47,1	97,2						
10A(C)5,7X475	5,7	8,12	16,25	200	3000	48,5	100,1						
10A(C)6,1X475	6,1	8,69	14,49	200	2500	49,4	101,8						
10A(C)7,4X475	7,4	10,55	17,58	180	2500	52,1	107,2	M22x1,5		7/8" - 14UNF	M18x1,5		3/4" - 16UNF
** 10A(C)8X475*	*8*	*11,40*	*15,20*	*150*	*2000*	*53,4*	*109,7*						
10A(C)8,5X475	8,5	12,11	16,15	150	2000	54,4	111,7						
10A(C)9,8X475	9,8	13,97	18,62	120	2000	57	117						

* - These pumps - only under a special order

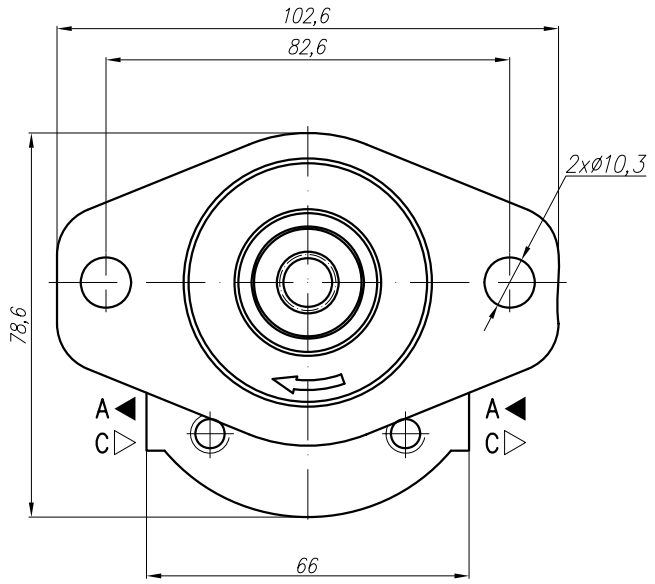

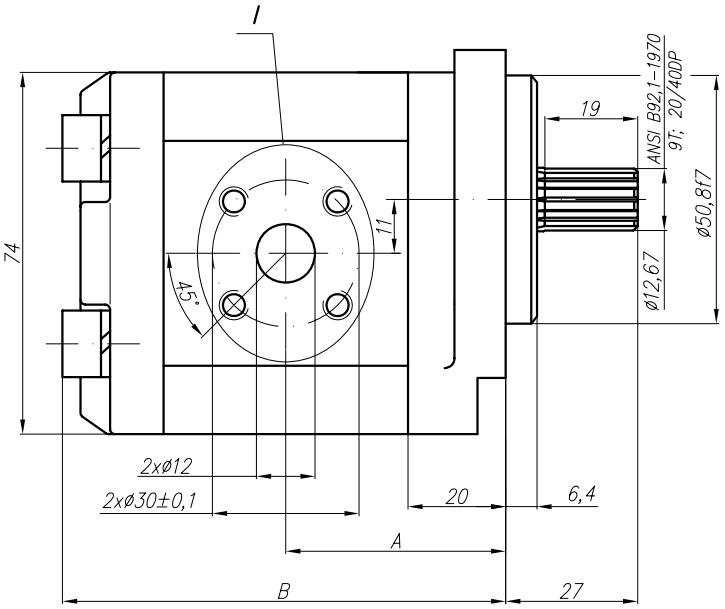

Variants:
...X476 - Normal version (flange);
...X476M - for M ports (see the picture I and the table below);
...X476G - for G ports (see the picture I and the table below);
...X476U - for U ports (see the picture I and the table below).

I – variants

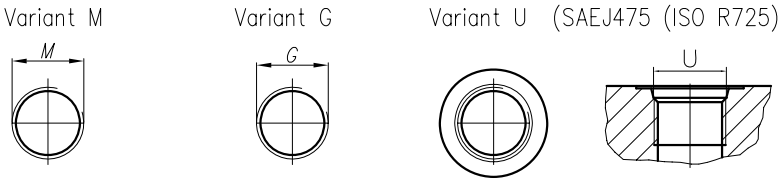

Type	Displacement	Flow		Pressure	max Speed	Dimension							
		at 1500 rpm	at max rpm	P_{nom}	n	A	B	Inlet			Outlet		
	cm^3/rev	l/min	l/min	bar	rpm	mm	mm	M	G	U	M	G	U
10A(C)1X476	1	1,40	3,26	250	3500	41,1	83	M16x1,5	G 3/8" - A	3/4" - 16UNF - 2B	M16x1,5	G 3/8" - A	9/16" - 18UNF - 2B
10A(C)1,25X476	1,25	1,74	4,07	250	3500	41,5	84						
10A(C)1,6X476	1,6	2,23	5,21	250	3500	42,3	85,6						
10A(C)2X476	2	2,82	6,58	250	3500	43,1	87,2						
10A(C)2,5X476	2,5	3,53	8,23	250	3500	44,1	89,2						
** 10A(C)2,65X476*	*2,65*	*3,74*	*8,72*	*250*	*3500*	*44,4*	*89,8*						
10A(C)3,15X476	3,15	4,44	10,36	250	3500	45,5	91,8	M20x1,5	G 1/2"-A				
10A(C)3,65X476	3,65	5,15	12,01	250	3500	46,4	93,9						
10A(C)4,2X476	4,2	5,92	13,82	250	3500	47,5	96,1						
** 10A(C)4,7X476*	*4,7*	*6,63*	*15,46*	*250*	*3500*	*48,1*	*98*						
10A(C)5X476	5	7,05	14,10	250	3000	49,1	99,2						
10A(C)5,7X476	5,7	8,12	16,25	200	3000	50,5	102,1						
10A(C)6,1X476	6,1	8,69	14,49	200	2500	51,4	103,8						
10A(C)7,4X476	7,4	10,55	17,58	180	2500	54,1	109,2	M22x1,5		7/8" - 14UNF	M18x1,5		3/4" - 16UNF
** 10A(C)8X476*	*8*	*11,40*	*15,20*	*150*	*2000*	*55,4*	*111,7*						
10A(C)8,5X476	8,5	12,11	16,15	150	2000	56,4	113,7						
10A(C)9,8X476	9,8	13,97	18,62	120	2000	59	119						

* - These pumps - only under a special order

The pump 10A(C)...X479 is a second section of a multiple pump Gr.21.

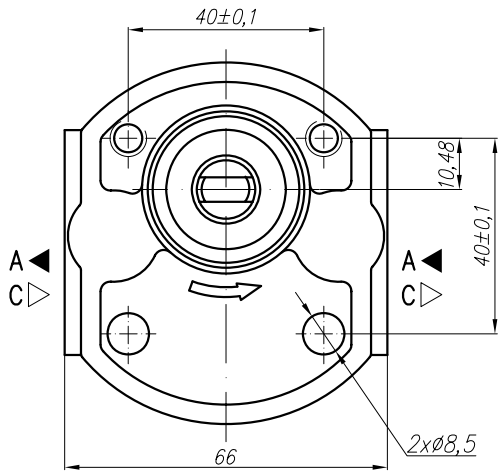

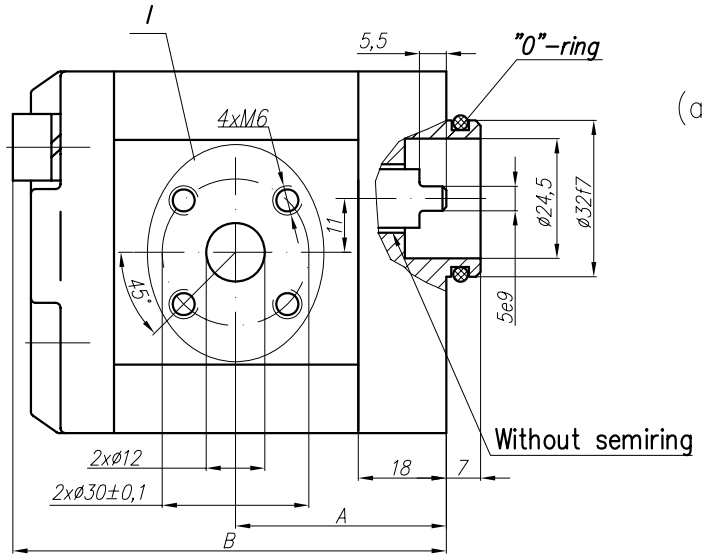

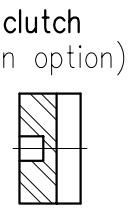

Variants:
...X479 - Normal version (flange);
...X479M - for M ports (see the picture I and the table below);
...X479G - for G ports (see the picture I and the table below);
...X479U - for U ports (see the picture I and the table below).

I – variants

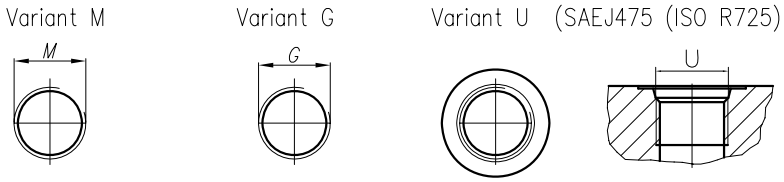

Type	Displacement	Flow		Pressure	max Speed	Dimension							
		at 1500 rpm	at max rpm	P_{nom}	n	A	B	Inlet			Outlet		
	cm^3/rev	l/min	l/min	bar	rpm	mm	mm	M	G	U	M	G	U
10A(C)1X479	1	1,40	3,26	250	3500	39,1	81	M16x1,5	G 3/8" - A	3/4" - 16UNF - 2B	M16x1,5	G 3/8" - A	9/16" - 18UNF - 2B
10A(C)1,25X479	1,25	1,74	4,07	250	3500	39,5	82						
10A(C)1,6X479	1,6	2,23	5,21	250	3500	40,3	83,6						
10A(C)2X479	2	2,82	6,58	250	3500	41,1	85,2						
10A(C)2,5X479	2,5	3,53	8,23	250	3500	42,1	87,2						
* *10A(C)2,65X479*	*2,65*	*3,74*	*8,72*	*250*	*3500*	*42,4*	*87,8*						
10A(C)3,15X479	3,15	4,44	10,36	250	3500	43,5	89,8	M20x1,5	G 1/2"-A				
10A(C)3,65X479	3,65	5,15	12,01	250	3500	44,4	91,9						
10A(C)4,2X479	4,2	5,92	13,82	250	3500	45,5	94,1						
* *10A(C)4,7X479*	*4,7*	*6,63*	*15,46*	*250*	*3500*	*46,1*	*97,1*						
10A(C)5X479	5	7,05	14,10	250	3000	47,1	97,2						
10A(C)5,7X479	5,7	8,12	16,25	200	3000	48,5	100,1						
10A(C)6,1X479	6,1	8,69	14,49	200	2500	49,4	101,8						
10A(C)7,4X479	7,4	10,55	17,58	180	2500	52,1	107,2	M22x1,5		7/8" - 14UNF	M18x1,5		3/4" - 16UNF
* *10A(C)8X479*	*8*	*11,40*	*15,20*	*150*	*2000*	*53,4*	*109,7*						
10A(C)8,5X479	8,5	12,11	16,15	150	2000	54,4	111,7						
10A(C)9,8X479	9,8	13,97	18,62	120	2000	57	117						

* - These pumps - only under a special order

The pump 10A(C)...X484 is the first section of the tandem pump with common suction port

Rotation "A" - (anticlockwise)

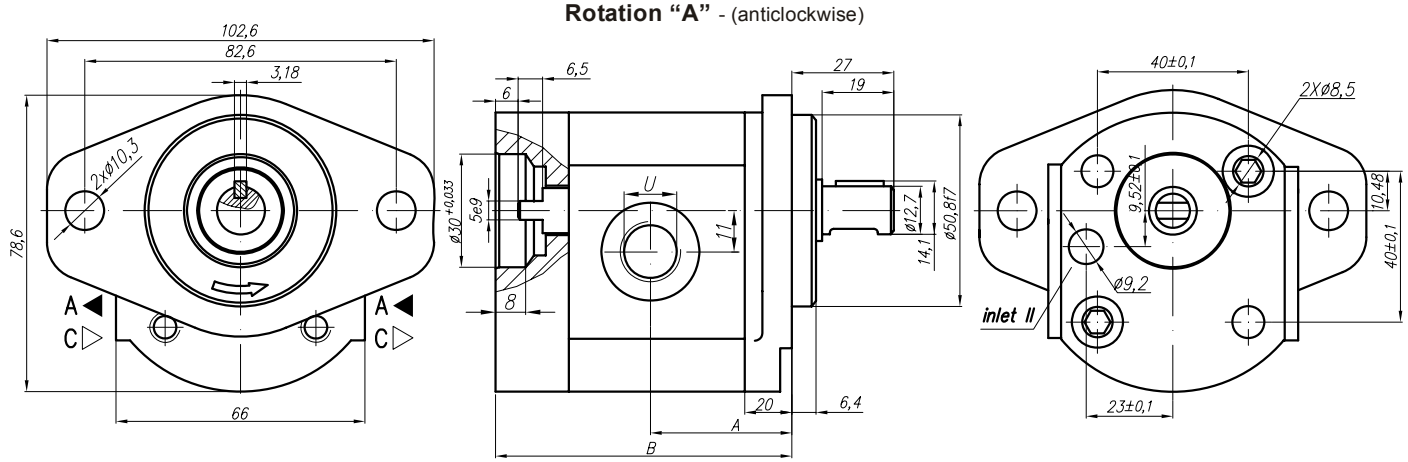

Rotation "C" - (clockwise)

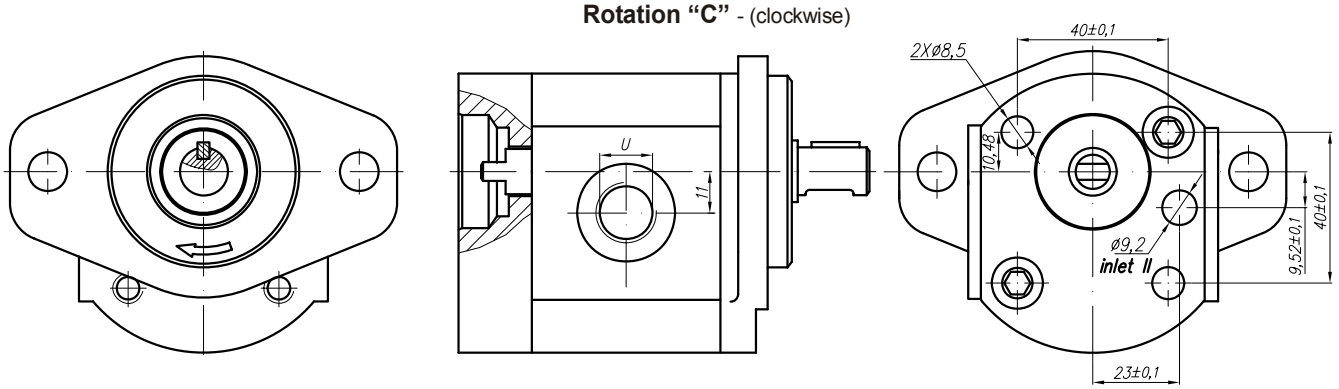

Symbol

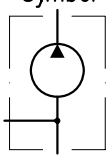

Type	Displacement	Flow		Pressure	max Speed	Dimension							
		at 1500 rpm	at max rpm	P_{nom}	n	A	B	Inlet			Outlet		
	cm^3/rev	l/min	l/min	bar	rpm	mm	mm	M	G	U	M	G	U
10A(C)1X484	1	1,40	3,26	250	3500	41,1	83			3/4" - 16UNF - 2B			9/16" - 18UNF - 2B
10A(C)1,25X484	1,25	1,74	4,07	250	3500	41,5	84						
10A(C)1,6X484	1,6	2,23	5,21	250	3500	42,3	85,6						
10A(C)2X484	2	2,82	6,58	250	3500	43,1	87,2						
10A(C)2,5X484	2,5	3,53	8,23	250	3500	44,1	89,2						
** 10A(C)2,65X484*	*2,65*	*3,74*	*8,72*	*250*	*3500*	*44,4*	*89,8*						
10A(C)3,15X484	3,15	4,44	10,36	250	3500	45,5	91,8			7/8" - 14UNF			
10A(C)3,65X484	3,65	5,15	12,01	250	3500	46,4	93,9						
10A(C)4,2X484	4,2	5,92	13,82	250	3500	47,5	96,1						
** 10A(C)4,7X484*	*4,7*	*6,63*	*15,46*	*250*	*3500*	*48,1*	*98*						
10A(C)5X484	5	7,05	14,10	250	3000	49,1	99,2						
10A(C)5,7X484	5,7	8,12	16,25	200	3000	50,5	102,1						
10A(C)6,1X484	6,1	8,69	14,49	200	2500	51,4	103,8						
10A(C)7,4X484	7,4	10,55	17,58	180	2500	54,1	109,2						3/4" - 16UNF
** 10A(C)8X484*	*8*	*11,40*	*15,20*	*150*	*2000*	*55,4*	*111,7*						
10A(C)8,5X484	8,5	12,11	16,15	150	2000	56,4	113,7						
10A(C)9,8X484	9,8	13,97	18,62	120	2000	59	119						

* - These pumps - only under a special order

The pump 10A(C)...X485 is the second section of the tandem pump with common suction port

Rotation "A" - (anticlockwise)

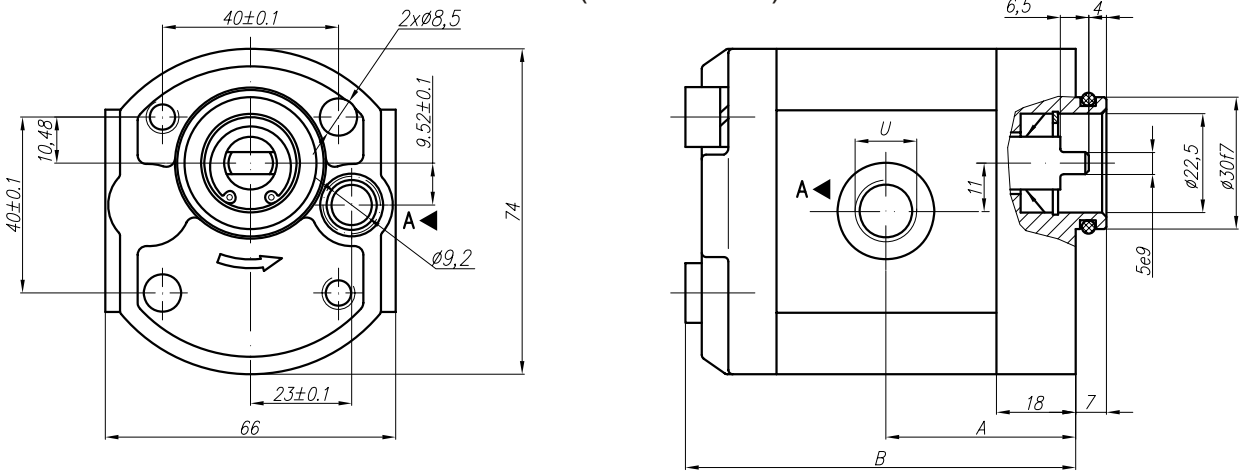

Rotation "C" - (clockwise)

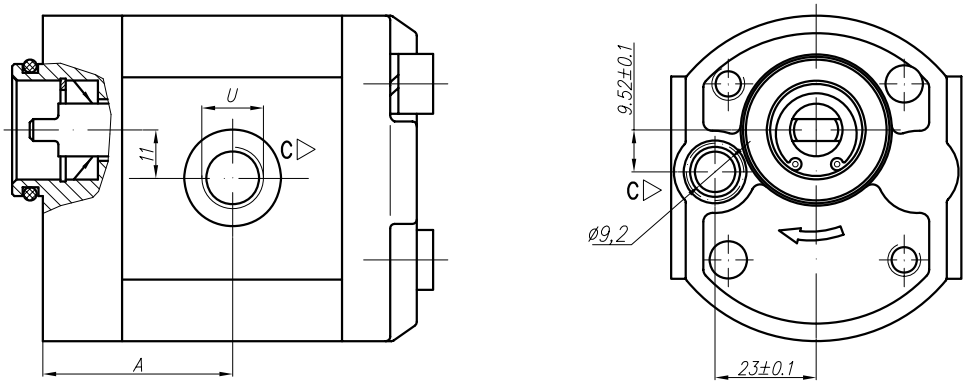

Symbol

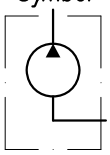

Type	Displacement	Flow		Pressure	max Speed	Dimension							
		at 1500 rpm	at max rpm	P_{nom}	n	A	B	Inlet			Outlet		
	cm^3/rev	l/min	l/min	bar	rpm	mm	mm				M	G	U
10A(C)1X485	1	1,40	3,26	250	3500	39,1	81						9/16" - 18UNF - 2B
10A(C)1,25X485	1,25	1,74	4,07	250	3500	39,5	82						
10A(C)1,6X485	1,6	2,23	5,21	250	3500	40,3	83,6						
10A(C)2X485	2	2,82	6,58	250	3500	41,1	85,2						
10A(C)2,5X485	2,5	3,53	8,23	250	3500	42,1	87,2						
* *10A(C)2,65X485*	*2,65*	*3,74*	*8,72*	*250*	*3500*	*42,4*	*87,8*						
10A(C)3,15X485	3,15	4,44	10,36	250	3500	43,5	89,8						
10A(C)3,65X485	3,65	5,15	12,01	250	3500	44,4	91,9						
10A(C)4,2X485	4,2	5,92	13,82	250	3500	45,5	94,1			ø9,2			
* *10A(C)4,7X485*	*4,7*	*6,63*	*15,46*	*250*	*3500*	*46,1*	*97,1*						
10A(C)5X485	5	7,05	14,10	250	3000	47,1	97,2						
10A(C)5,7X485	5,7	8,12	16,25	200	3000	48,5	100,1						
10A(C)6,1X485	6,1	8,69	14,49	200	2500	49,4	101,8						
10A(C)7,4X485	7,4	10,55	17,58	180	2500	52,1	107,2						3/4" - 16UNF
* *10A(C)8X485*	*8*	*11,40*	*15,20*	*150*	*2000*	*53,4*	*109,7*						
10A(C)8,5X485	8,5	12,11	16,15	150	2000	54,4	111,7						
10A(C)9,8X485	9,8	13,97	18,62	120	2000	57	117						

* - These pumps - only under a special order

Rotation "A" - (anticlockwise)

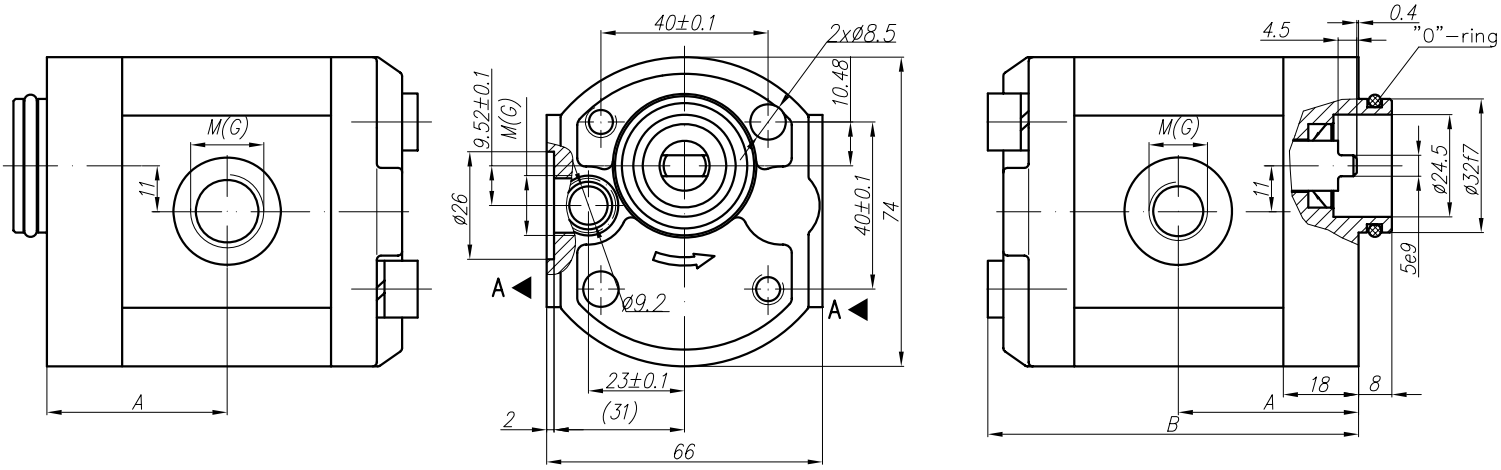

Rotation "C" - (clockwise)

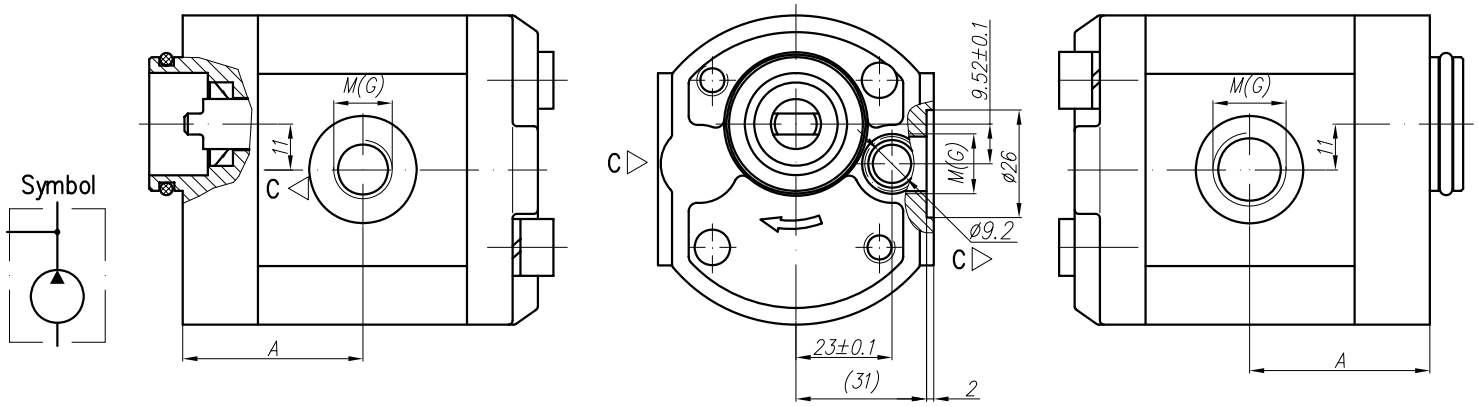

Variants:
...X488M - for M ports (see the picture and the table);
...X488G - for G ports (see the picture and the table).

Type	Displacement	Flow		Pressure	max Speed	Dimension							
		at 1500 rpm	at max rpm	P_{nom}	n	A	B	Inlet			Outlet		
	cm^3/rev	l/min	l/min	bar	rpm	mm	mm	M	G	U	M	G	U
10A(C)1X488	1	1,40	3,26	250	3500	39,1	81	M18x1,5	G 3/8" - A		M14x1,5	G 3/8" - A	
10A(C)1,25X488	1,25	1,74	4,07	250	3500	39,5	82						
10A(C)1,6X488	1,6	2,23	5,21	250	3500	40,3	83,6						
10A(C)2X488	2	2,82	6,58	250	3500	41,1	85,2						
10A(C)2,5X488	2,5	3,53	8,23	250	3500	42,1	87,2						
* *10A(C)2,65X488*	*2,65*	*3,74*	*8,72*	*250*	*3500*	*42,4*	*87,8*						
10A(C)3,15X488	3,15	4,44	10,36	250	3500	43,5	89,8		G 1/2"-A				
10A(C)3,65X488	3,65	5,15	12,01	250	3500	44,4	91,9						
10A(C)4,2X488	4,2	5,92	13,82	250	3500	45,5	94,1						
* *10A(C)4,7X488*	*4,7*	*6,63*	*15,46*	*250*	*3500*	*46,1*	*96*						
10A(C)5X488	5	7,05	14,10	250	3000	47,1	97,2						
10A(C)5,7X488	5,7	8,12	16,25	200	3000	48,5	100,1						
10A(C)6,1X488	6,1	8,69	14,49	200	2500	49,4	101,8						
10A(C)7,4X488	7,4	10,55	17,58	180	2500	52,1	107,2						
* *10A(C)8X488*	*8*	*11,40*	*15,20*	*150*	*2000*	*53,4*	*109,7*						
10A(C)8,5X488	8,5	12,11	16,15	150	2000	54,4	111,7						
10A(C)9,8X488	9,8	13,97	18,62	120	2000	57	117						

* - These pumps - only under a special order

Rotation "A" - (anticlockwise)

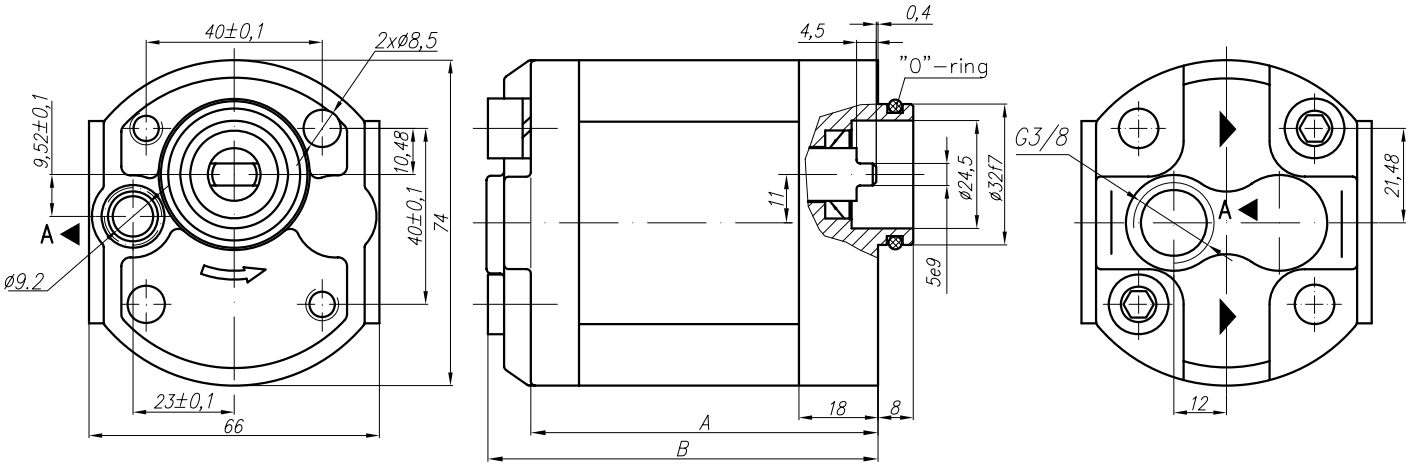

Rotation "C" - (clockwise)

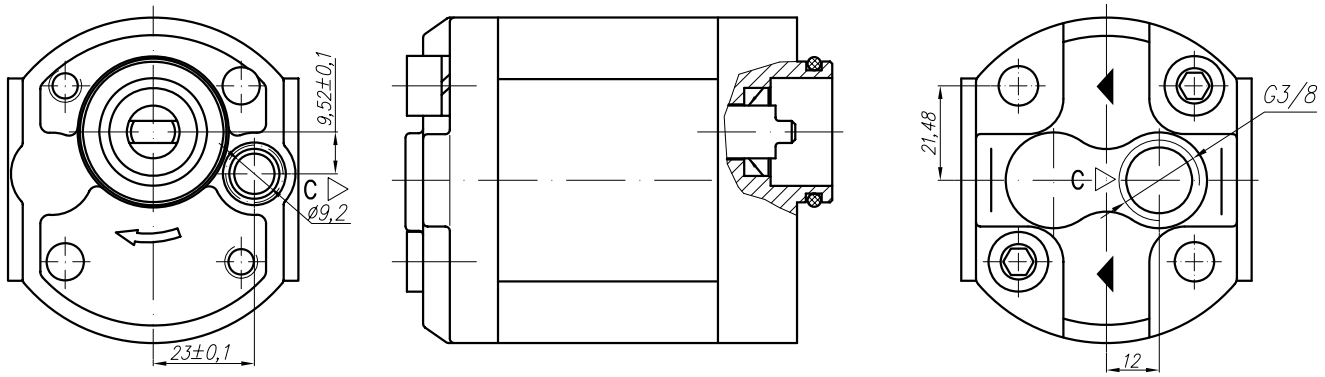

Type	Displacement	Flow		Pressure	max Speed	Dimension							
		at 1500 rpm	at max rpm	P_{nom}	n	A	B	Inlet			Outlet		
	cm^3/rev	l/min	l/min	bar	rpm	mm	mm	M	G	U			
10A(C)1X489	1	1,40	3,26	250	3500	71	81		G 3/8" - A			ø9,2	
10A(C)1,25X489	1,25	1,74	4,07	250	3500	72	82						
10A(C)1,6X489	1,6	2,23	5,21	250	3500	73,6	83,6						
10A(C)2X489	2	2,82	6,58	250	3500	75,2	85,2						
10A(C)2,5X489	2,5	3,53	8,23	250	3500	77,2	87,2						
** 10A(C)2,65X489*	*2,65*	*3,74*	*8,72*	*250*	*3500*	*77,8*	*87,8*						
10A(C)3,15X489	3,15	4,44	10,36	250	3500	79,8	89,8						
10A(C)3,65X489	3,65	5,15	12,01	250	3500	81,9	91,9						
10A(C)4,2X489	4,2	5,92	13,82	250	3500	84,1	94,1						
** 10A(C)4,7X489*	*4,7*	*6,63*	*15,46*	*250*	*3500*	*87,1*	*97,1*						
10A(C)5X489	5	7,05	14,10	250	3000	87,2	97,2						
10A(C)5,7X489	5,7	8,12	16,25	200	3000	90,1	100,1						
10A(C)6,1X489	6,1	8,69	14,49	200	2500	91,8	101,8						
10A(C)7,4X489	7,4	10,55	17,58	180	2500	97,2	107,2						
** 10A(C)8X489*	*8*	*11,40*	*15,20*	*150*	*2000*	*99,7*	*109,7*						
10A(C)8,5X489	8,5	12,11	16,15	150	2000	101,7	111,7						
10A(C)9,8X489	9,8	13,97	18,62	120	2000	107	117						

* - These pumps - only under a special order

Rotation "A" - (anticlockwise)

Symbol

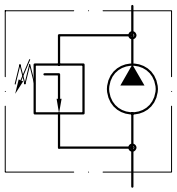

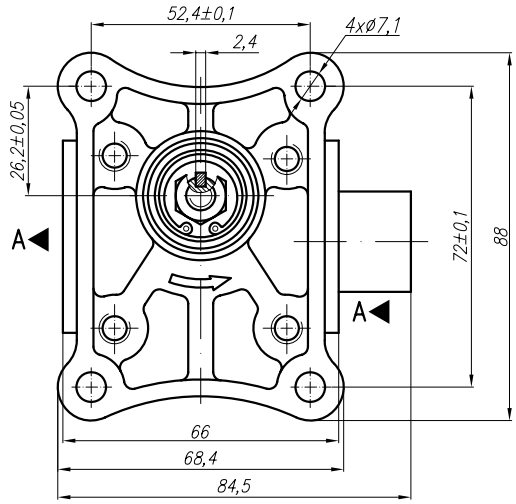

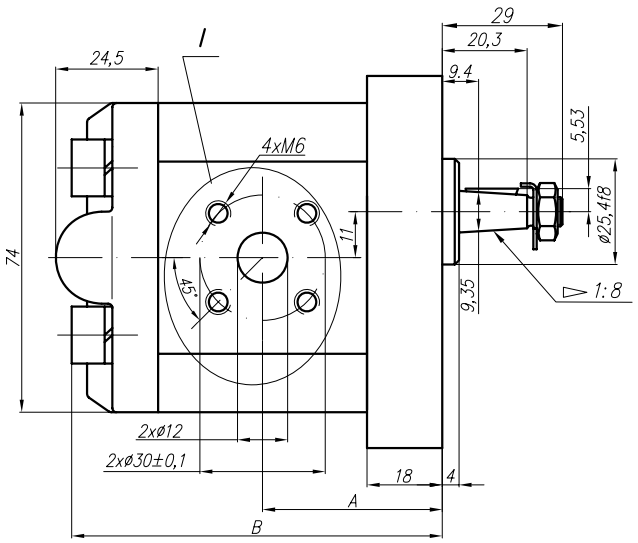

Rotation "C" - (clockwise)

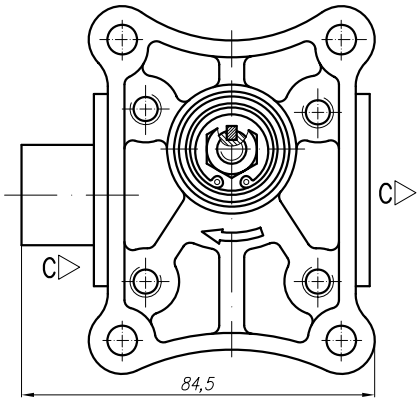

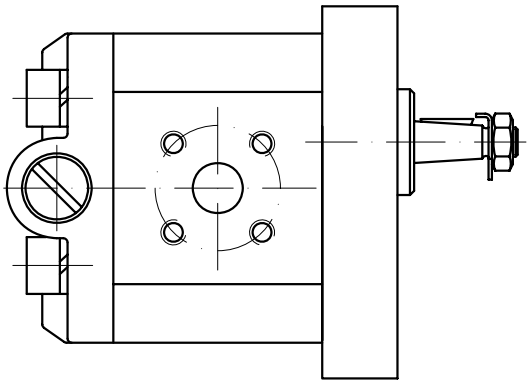

Pump variants:
...X491 - Normal version (flange);
...X491M - for M ports (see the picture I and the table below);
...X491G - for G ports (see the picture I and the table below);
...X491U - for U ports (see the picture I and the table below).

Valve variants:
A2A1 - pressure range 70 ... 180 bar;
A2A2 - pressure range 40 ... 100 bar;
A2A4 - pressure range 15 ... 50 bar.

I – variants

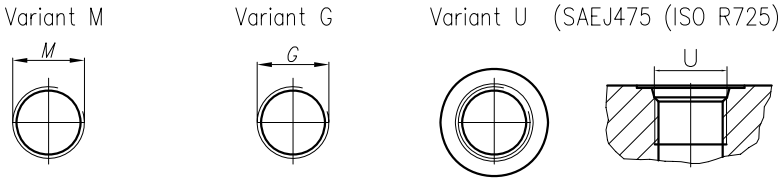

Type	Displacement	Flow		Pressure			max Speed	Dimension							
		at 1500 rpm	at max rpm				n	A	B	Inlet			Outlet		
	cm^3/rev	l/min	l/min	bar			rpm	mm	mm	M	G	U	M	G	U
10A(C)1X491/A2A...	1	1,40	3,26	A2A1 - 70...180	A2A2 - 40...100	A2A4 - 15...50	3500	41,1	83	M16x1,5	G 3/8" - A	3/4" - 16UNF - 2B	M16x1,5	G 3/8" - A	9/16" - 18UNF - 2B
10A(C)1,25X491/A2A...	1,25	1,74	4,07				3500	41,5	84						
10A(C)1,6X491/A2A...	1,6	2,23	5,21				3500	42,3	85,6						
10A(C)2X491/A2A...	2	2,82	6,58				3500	43,1	87,2						
10A(C)2,5X491/A2A...	2,5	3,53	8,23				3500	44,1	89,2						
10A(C)3,15X491/A2A...	3,15	4,44	10,36				3500	45,5	91,8	M20x1,5	G 1/2"-A				
10A(C)3,65X491/A2A...	3,65	5,15	12,01				3500	46,4	93,9						
10A(C)4,2X491/A2A...	4,2	5,92	13,82				3500	47,5	96,1						
10A(C)5X491/A2A...	5	7,05	16,45				3500	49,1	99,2						
10A(C)5,7X491/A2A...	5,7	8,12	16,25				3000	50,5	102						
10A(C)6,1X491/A2A...	6,1	8,69	14,49				2500	51,4	103,8						

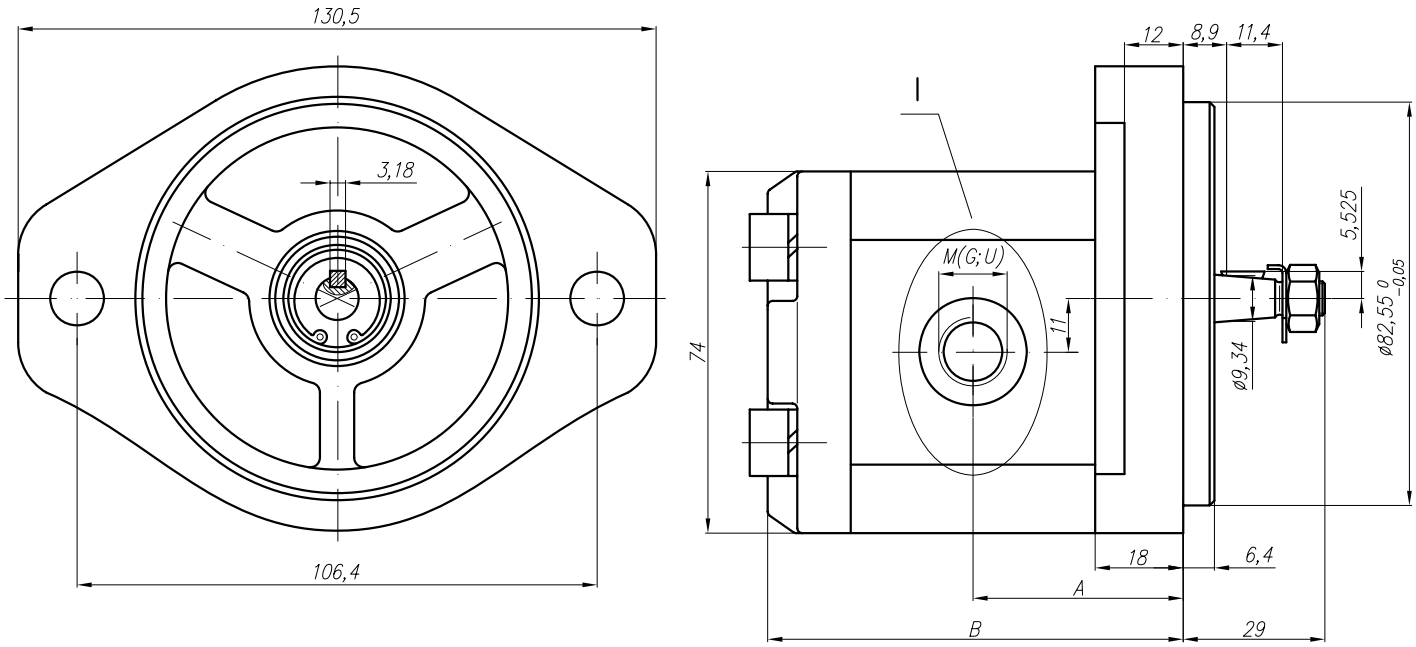

Variants:
...X501M - for M ports (see the picture I and the table below);
...X501G - for G ports (see the picture I and the table below);
...X501U - for U ports (see the picture I and the table below).

I – variants

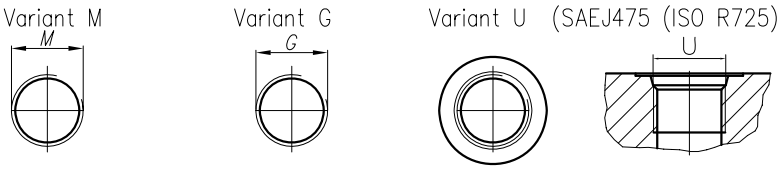

Type	Displacement	Flow		Pressure	max Speed	Dimension							
		at 1500 rpm	at max rpm	P_{nom}	n	A	B	Inlet			Outlet		
	cm^3/rev	l/min	l/min	bar	rpm	mm	mm	M	G	U	M	G	U
10A(C)1X501	1	1,40	3,26	250	3500	39,1	81	M16x1,5	G 3/8" - A	3/4" - 16UNF - 2B	M16x1,5	G 3/8" - A	9/16" - 18UNF - 2B
10A(C)1,25X501	1,25	1,74	4,07	250	3500	39,5	82						
10A(C)1,6X501	1,6	2,23	5,21	250	3500	40,3	83,6						
10A(C)2X501	2	2,82	6,58	250	3500	41,1	85,2						
10A(C)2,5X501	2,5	3,53	8,23	250	3500	42,1	87,2						
* *10A(C)2,65X501*	*2,65*	*3,74*	*8,72*	*250*	*3500*	*42,4*	*87,8*						
10A(C)3,15X501	3,15	4,44	10,36	250	3500	43,5	89,8	M20x1,5	G 1/2"-A				
10A(C)3,65X501	3,65	5,15	12,01	250	3500	44,4	91,9						
10A(C)4,2X501	4,2	5,92	13,82	250	3500	45,5	94,1						
* *10A(C)4,7X501*	*4,7*	*6,63*	*15,46*	*250*	*3500*	*46,1*	*97,1*						
10A(C)5X501	5	7,05	14,10	250	3000	47,1	97,2						
10A(C)5,7X501	5,7	8,12	16,25	200	3000	48,5	100,1						
10A(C)6,1X501	6,1	8,69	14,49	200	2500	49,4	101,8						

* - These pumps - only under a special order

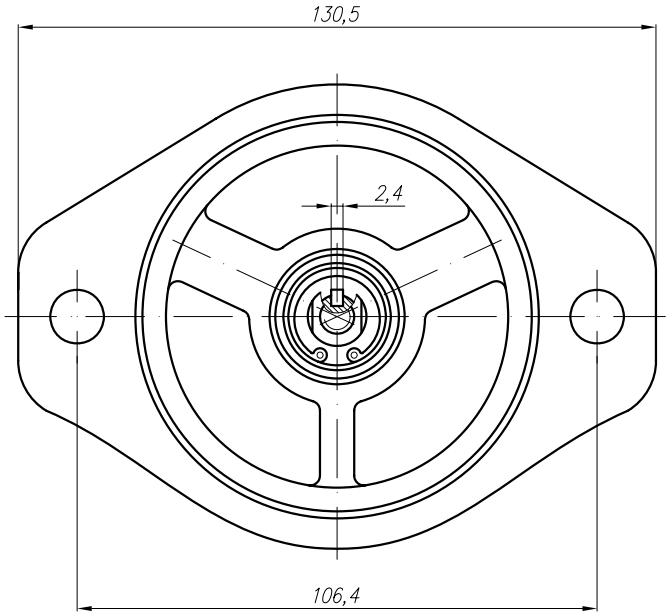

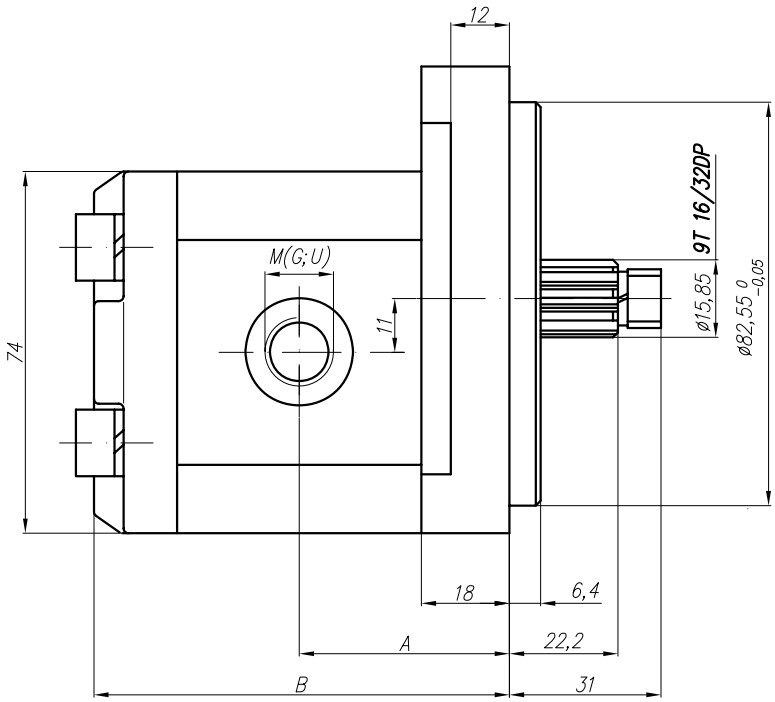

Variants:
...X502M - for M ports (see the picture I and the table below);
...X502G - for G ports (see the picture I and the table below);
...X502U - for U ports (see the picture I and the table below).

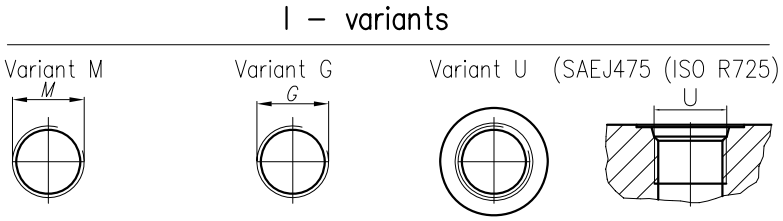

Type	Displacement	Flow		Pressure	max Speed	Dimension							
		at 1500 rpm	at max rpm	P_{nom}	n	A	B	Inlet			Outlet		
	cm^3/rev	l/min	l/min	bar	rpm	mm	mm	M	G	U	M	G	U
10A(C)1X502	1	1,40	3,26	250	3500	39,1	81	M16x1,5	G 3/8" - A	3/4" - 16UNF - 2B	M16x1,5	G 3/8" - A	9/16" - 18UNF - 2B
10A(C)1,25X502	1,25	1,74	4,07	250	3500	39,5	82						
10A(C)1,6X502	1,6	2,23	5,21	250	3500	40,3	83,6						
10A(C)2X502	2	2,82	6,58	250	3500	41,1	85,2						
10A(C)2,5X502	2,5	3,53	8,23	250	3500	42,1	87,2						
* *10A(C)2,65X502*	*2,65*	*3,74*	*8,72*	*250*	*3500*	*42,4*	*87,8*						
10A(C)3,15X502	3,15	4,44	10,36	250	3500	43,5	89,8	M20x1,5	G 1/2"-A				
10A(C)3,65X502	3,65	5,15	12,01	250	3500	44,4	91,9						
10A(C)4,2X502	4,2	5,92	13,82	250	3500	45,5	94,1						
* *10A(C)4,7X502*	*4,7*	*6,63*	*15,46*	*250*	*3500*	*46,1*	*97,1*						
10A(C)5X502	5	7,05	14,10	250	3000	47,1	97,2						
10A(C)5,7X502	5,7	8,12	16,25	200	3000	48,5	100,1						
10A(C)6,1X502	6,1	8,69	14,49	200	2500	49,4	101,8						

* - These pumps - only under a special order

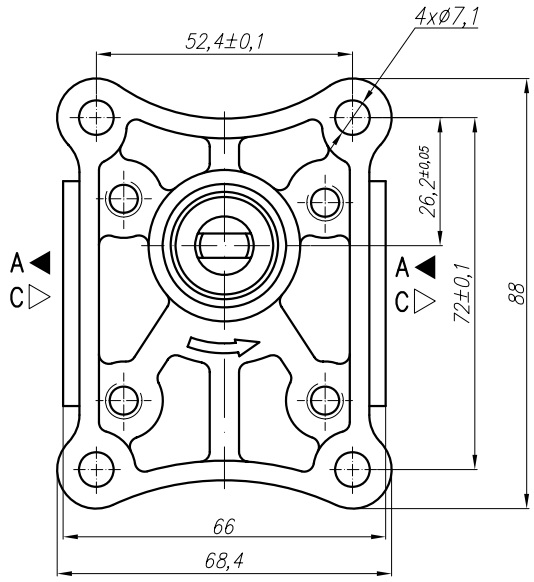

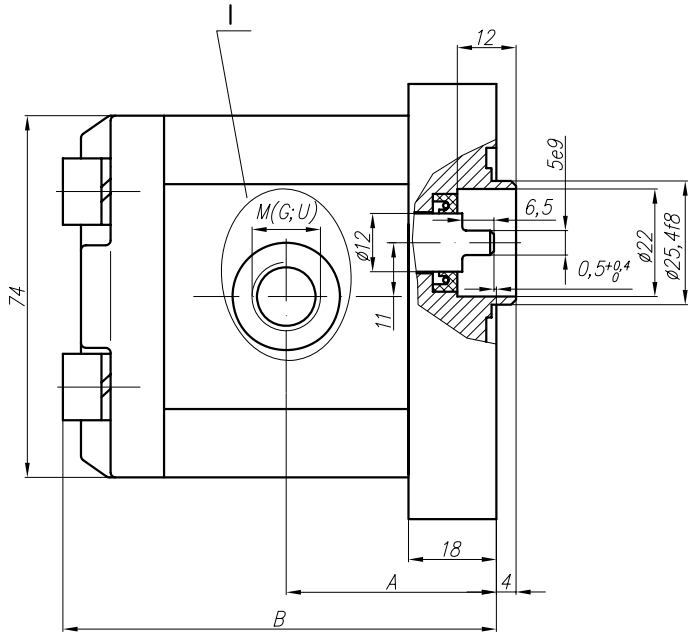

Variants:
...X510M - for M ports (see the picture I and the table below);
...X510G - for G ports (see the picture I and the table below);
...X510U - for U ports (see the picture I and the table below).

I – variants

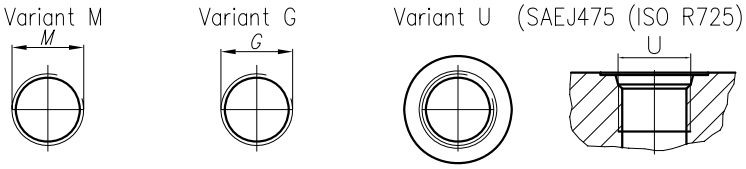

Type	Displacement	Flow		Pressure	max Speed	Dimension							
		at 1500 rpm	at max rpm	P_{nom}	n	A	B	Inlet			Outlet		
	cm^3/rev	l/min	l/min	bar	rpm	mm	mm	M	G	U	M	G	U
10A(C)1X510	1	1,40	3,26	250	3500	39,1	81	M16x1,5	G 3/8" - A	3/4" - 16UNF - 2B	M16x1,5	G 3/8" - A	9/16" - 18UNF - 2B
10A(C)1,25X510	1,25	1,74	4,07	250	3500	39,5	82						
10A(C)1,6X510	1,6	2,23	5,21	250	3500	40,3	83,6						
10A(C)2X510	2	2,82	6,58	250	3500	41,1	85,2						
10A(C)2,5X510	2,5	3,53	8,23	250	3500	42,1	87,2						
* *10A(C)2,65X510*	*2,65*	*3,74*	*8,72*	*250*	*3500*	*42,4*	*87,8*						
10A(C)3,15X510	3,15	4,44	10,36	250	3500	43,5	89,8	M20x1,5	G 1/2"-A				
10A(C)3,65X510	3,65	5,15	12,01	250	3500	44,4	91,9						
10A(C)4,2X510	4,2	5,92	13,82	250	3500	45,5	94,1						
* *10A(C)4,7X510*	*4,7*	*6,63*	*15,46*	*250*	*3500*	*46,1*	*97,1*						
10A(C)5X510	5	7,05	14,10	250	3000	47,1	97,2						
10A(C)5,7X510	5,7	8,12	16,25	200	3000	48,5	100,1						
10A(C)6,1X510	6,1	8,69	14,49	200	2500	49,4	101,8						
10A(C)7,4X510	7,4	10,55	17,58	180	2500	52,1	107,2	M22x1,5		7/8" - 14UNF	M18x1,5		3/4" - 16UNF
* *10A(C)8X510*	*8*	*11,40*	*15,20*	*150*	*2000*	*53,4*	*109,7*						
10A(C)8,5X510	8,5	12,11	16,15	150	2000	54,4	111,7						
10A(C)9,8X510	9,8	13,97	18,62	120	2000	57	117						

* - These pumps - only under a special order

Rotation "A" - (anticlockwise)

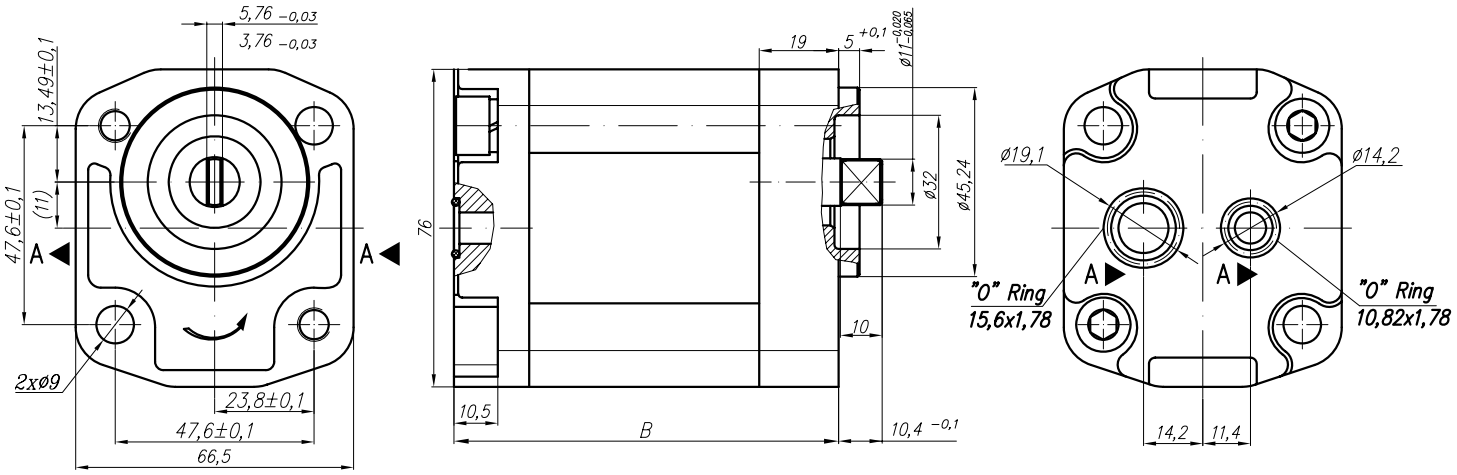

Rotation "C" - (clockwise)

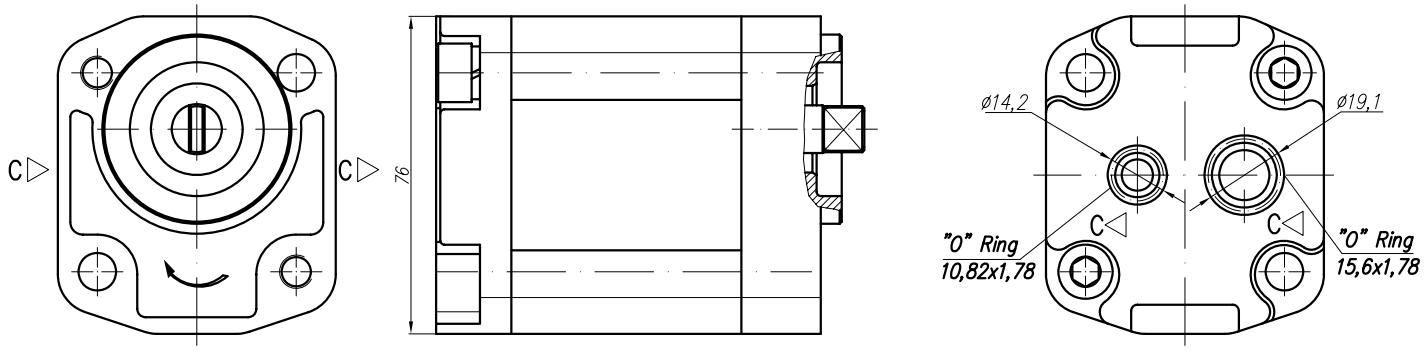

Variants:
- for drive shaft 3,76 - ...531-3

Type	Displacement	Flow		Pressure	max Speed	Dimension							
		at 1500 rpm	at max rpm	P_{nom}	n	A	B	Inlet			Outlet		
	cm^3/rev	l/min	l/min	bar	rpm	mm	mm						
10A(C)1X531	1	1,40	3,26	250	3500		78,2						
10A(C)1,25X531	1,25	1,74	4,07	250	3500		79,2						
10A(C)1,6X531	1,6	2,23	5,21	250	3500		80,6						
10A(C)2X531	2	2,82	6,58	250	3500		82,2						
10A(C)2,5X531	2,5	3,53	8,23	250	3500		84,2						
10A(C)3,15X531	3,15	4,44	10,36	250	3500		87						
10A(C)3,65X531	3,65	5,15	12,01	250	3500		89,6						
10A(C)4,2X531	4,2	5,92	13,82	250	3500		90,3						
10A(C)5X531	5	7,05	14,10	250	3000		94,9						
10A(C)5,7X531	5,7	8,12	16,25	200	3000		97,8						
10A(C)6,1X531	6,1	8,69	14,49	200	2500		100,8						

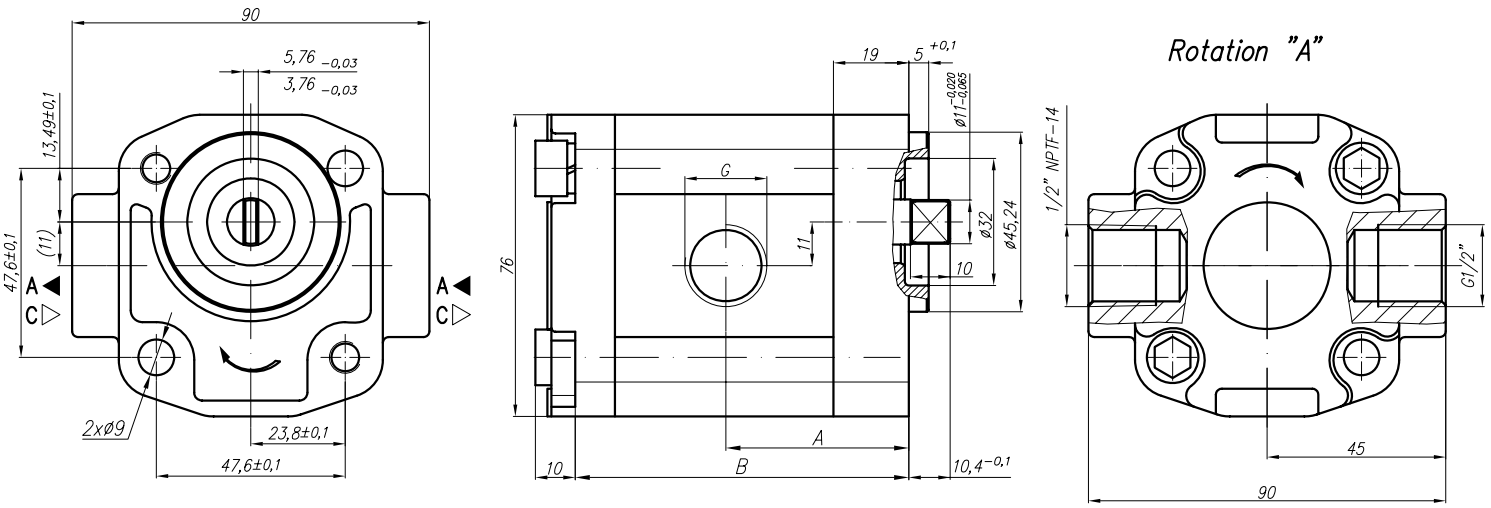

Variants:
- for drive shaft 3,76 - ...551-3

Type	Displacement	Flow		Pressure	max Speed	Dimension							
		at 1500 rpm	at max rpm	P_{nom}	n	A	B	Inlet			Outlet		
	cm^3/rev	l/min	l/min	bar	rpm	mm	mm	M	G	U	M	G	U
10A(C)1X551	1	1,40	3,26	250	3500	40,1	69,1		1/2" NPTF-14			G1/2"	
10A(C)1,25X551	1,25	1,74	4,07	250	3500	40,6	70,1						
10A(C)1,6X551	1,6	2,23	5,21	250	3500	41,3	71,5						
10A(C)2X551	2	2,82	6,58	250	3500	42,1	73,2						
10A(C)2,5X551	2,5	3,53	8,23	250	3500	43,1	75,2						
** 10A(C)2,65X551*	*2,65*	*3,74*	*8,72*	*250*	*3500*	*43,4*	*75,8*						
10A(C)3,15X551	3,15	4,44	10,36	250	3500	44,5	77,8						
10A(C)3,65X551	3,65	5,15	12,01	250	3500	45,4	79,8						
10A(C)4,2X551	4,2	5,92	13,82	250	3500	46,5	82,0						
** 10A(C)4,7X551*	*4,7*	*6,63*	*15,46*	*250*	*3500*	*47,5*	*84,1*						
10A(C)5X551	5	7,05	14,10	250	3000	48,1	85,2						
10A(C)5,7X551	5,7	8,12	16,25	200	3000	49,5	88,0						
10A(C)6,1X551	6,1	8,69	14,49	200	2500	50,4	89,8						
10A(C)7,4X551	7,4	10,55	17,58	180	2500	53,1	95,3						
** 10A(C)8X551*	*8*	*11,40*	*15,20*	*150*	*2000*	*54,4*	*97,7*						
10A(C)8,5X551	8,5	12,11	16,15	150	2000	55,4	99,8						
10A(C)9,8X551	9,8	13,97	18,62	120	2000	58,0	105,0						

* - These pumps - only under a special order

Rotation "A" - (anticlockwise)

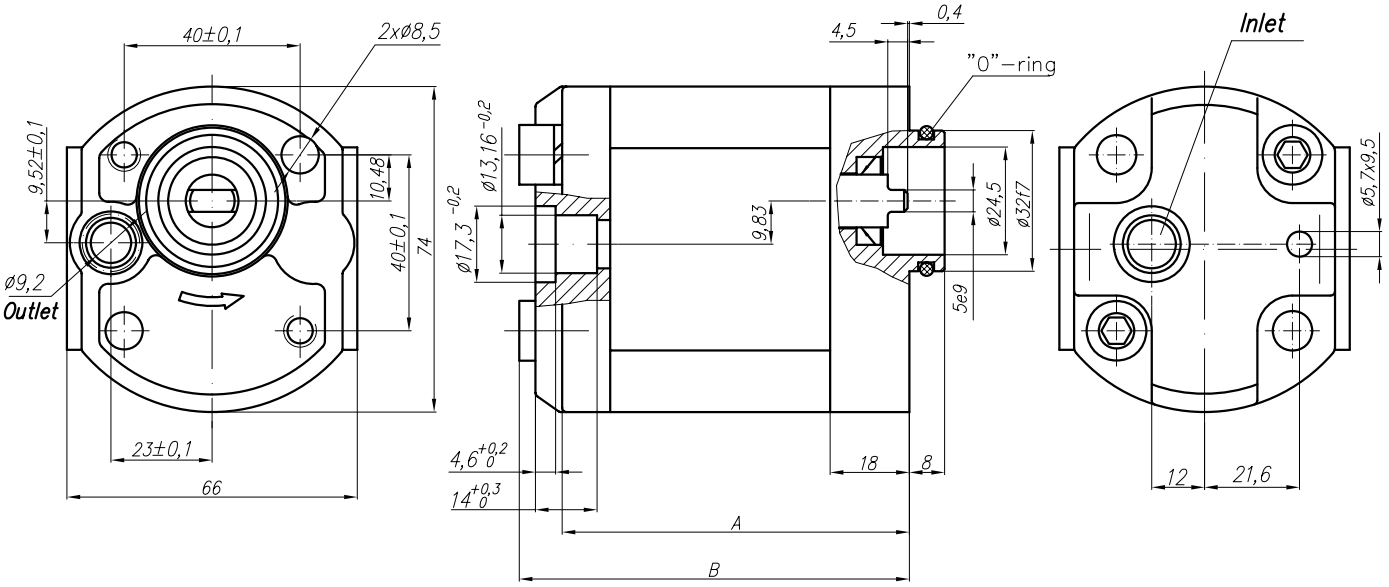

Type	Displacement	Flow		Pressure	max Speed	Dimension							
		at 1500 rpm	at max rpm	P_{nom}	n	A	B	Inlet			Outlet		
	cm^3/rev	l/min	l/min	bar	rpm	mm	mm						
10A1X552	1	1,40	3,26	250	3500	71	81						
10A1,25X552	1,25	1,74	4,07	250	3500	72	82						
10A1,6X552	1,6	2,23	5,21	250	3500	73,6	83,6						
10A2X552	2	2,82	6,58	250	3500	75,2	85,2						
10A2,5X552	2,5	3,53	8,23	250	3500	77,2	87,2						
* *10A2,65X552*	*2,65*	*3,74*	*8,72*	*250*	*3500*	*77,8*	*87,8*						
10A3,15X552	3,15	4,44	10,36	250	3500	79,8	89,8						
10A3,65X552	3,65	5,15	12,01	250	3500	81,9	91,9						
10A4,2X552	4,2	5,92	13,82	250	3500	84,1	94,1					ø9,2	
* *10A4,7X552*	*4,7*	*6,63*	*15,46*	*250*	*3500*	*87,1*	*97,1*						
10A5X552	5	7,05	14,10	250	3000	87,2	97,2						
10A5,7X552	5,7	8,12	16,25	200	3000	90,1	100,1						
10A6,1X552	6,1	8,69	14,49	200	2500	91,8	101,8						
10A7,4X552	7,4	10,55	17,58	180	2500	97,2	107,2						
* *10A8X552*	*8*	*11,40*	*15,20*	*150*	*2000*	*99,7*	*109,7*						
10A8,5X552	8,5	12,11	16,15	150	2000	101,7	111,7						
10A9,8X552	9,8	13,97	18,62	120	2000	107	117						

* - These pumps - only under a special order

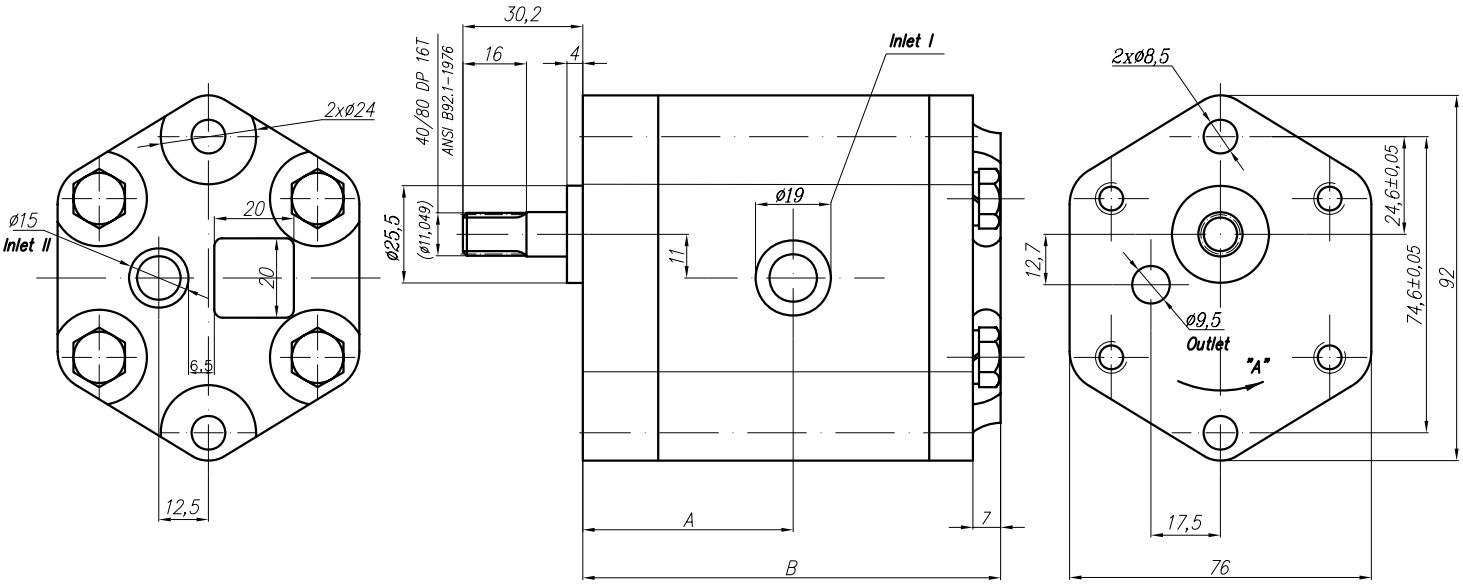

Type	Displacement	Flow		Pressure	max Speed	Dimension							
		at 1500 rpm	at max rpm	P_{nom}	n	A	B	Inlet			Outlet		
	cm^3/rev	l/min	l/min	bar	rpm	mm	mm	I	II				
10A(C)1X571	1	1,40	3,26	250	3500	40,1	79,1						
10A(C)1,25X571	1,25	1,74	4,07	250	3500	40,6	80,1						
10A(C)1,6X571	1,6	2,23	5,21	250	3500	41,3	81,5						
10A(C)2X571	2	2,82	6,58	250	3500	42,1	83,2						
10A(C)2,5X571	2,5	3,53	8,23	250	3500	43,1	85,2						
** 10A(C)2,65X571*	*2,65*	*3,74*	*8,72*	*250*	*3500*	*43,4*	*85,8*						
10A(C)3,15X571	3,15	4,44	10,36	250	3500	44,5	87,8						
10A(C)3,65X571	3,65	5,15	12,01	250	3500	45,4	89,8						
10A(C)4,2X571	4,2	5,92	13,82	250	3500	46,2	92	ø19	ø15			ø9,5	
** 10A(C)4,7X571*	*4,7*	*6,63*	*15,46*	*250*	*3500*	*47,5*	*94,1*						
10A(C)5X571	5	7,05	14,10	250	3000	48,1	95,2						
10A(C)5,7X571	5,7	8,12	16,25	200	3000	49,5	98						
10A(C)6,1X571	6,1	8,69	14,49	200	2500	50,3	99,8						
10A(C)7,4X571	7,4	10,55	17,58	180	2500	53,1	105,2						
** 10A(C)8X571*	*8*	*11,40*	*15,20*	*150*	*2000*	*54,4*	*107,7*						
10A(C)8,5X571	8,5	12,11	16,15	150	2000	55,4	109,8						
10A(C)9,8X571	9,8	13,97	18,62	120	2000	58	115						

* - These pumps - only under a special order

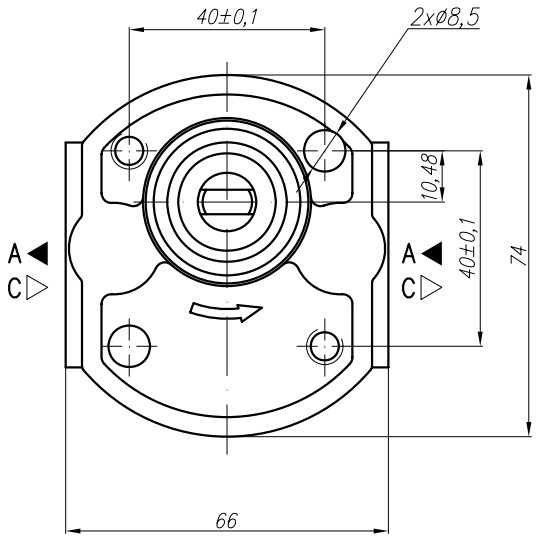

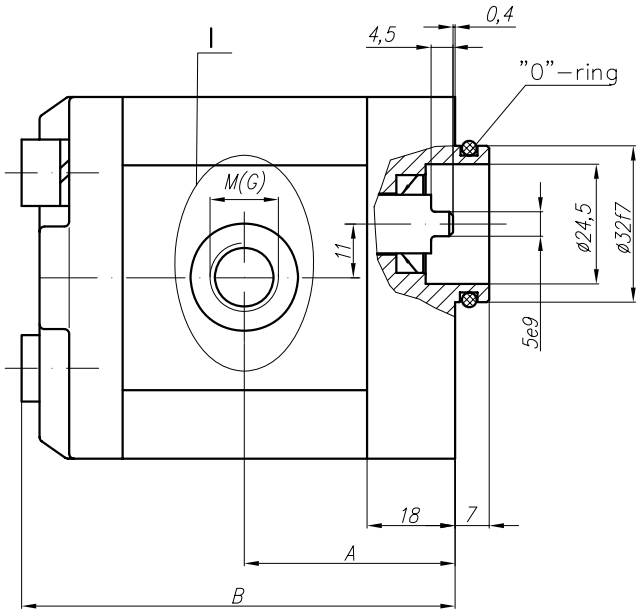

Variants:
...X575M - for M ports (see the picture I and the table below);
...X575G - for G ports (see the picture I and the table below);
...X575U - for U ports (see the picture I and the table below).

I – variants

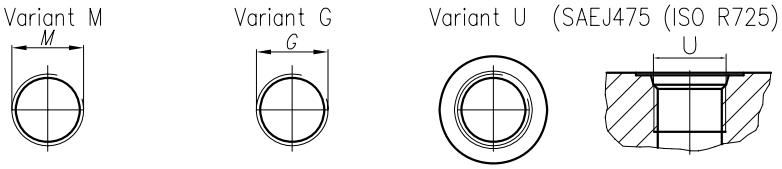

Type	Displacement	Flow		Pressure	max Speed	Dimension								
		at 1500 rpm	at max rpm	P_{nom}	n	A	B	Inlet			Outlet		
	cm^3/rev	l/min	l/min	bar	rpm	mm	mm	M	G	U	M	G	U
10A(C)1X575	1	1,40	3,26	250	3500	39,1	81	M16x1,5	G 3/8" - A	3/4" - 16UNF - 2B	M16x1,5	G 3/8" - A	9/16" - 18UNF - 2B
10A(C)1,25X575	1,25	1,74	4,07	250	3500	39,5	82						
10A(C)1,6X575	1,6	2,23	5,21	250	3500	40,3	83,6						
10A(C)2X575	2	2,82	6,58	250	3500	41,1	85,2						
10A(C)2,5X575	2,5	3,53	8,23	250	3500	42,1	87,2						
* *10A(C)2,65X575*	*2,65*	*3,74*	*8,72*	*250*	*3500*	*42,4*	*87,8*						
10A(C)3,15X575	3,15	4,44	10,36	250	3500	43,5	89,8	M20x1,5	G 1/2"-A				
10A(C)3,65X575	3,65	5,15	12,01	250	3500	44,4	91,9						
10A(C)4,2X575	4,2	5,92	13,82	250	3500	45,5	94,1						
* *10A(C)4,7X575*	*4,7*	*6,63*	*15,46*	*250*	*3500*	*46,1*	*96*						
10A(C)5X575	5	7,05	14,10	250	3000	47,1	97,2						
10A(C)5,7X575	5,7	8,12	16,25	200	3000	48,5	100,1						
10A(C)6,1X575	6,1	8,69	14,49	200	2500	49,4	101,8						
10A(C)7,4X575	7,4	10,55	17,58	180	2500	52,1	107,2	M22x1,5		7/8" - 14UNF	M18x1,5		3/4" - 16UNF
10A(C)8X575	*8*	*11,40*	*15,20*	*150*	*2000*	*53,4*	*109,7*						
10A(C)8,5X575	8,5	12,11	16,15	150	2000	54,4	111,7						
10A(C)9,8X575	9,8	13,97	18,62	120	2000	57	117						

* - These pumps - only under a special order

The pump 10A(C)...X576 is a first section of multiple pump Gr.11.

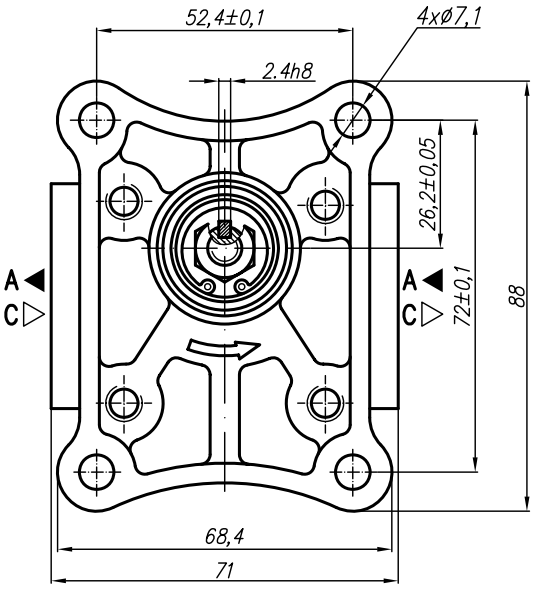

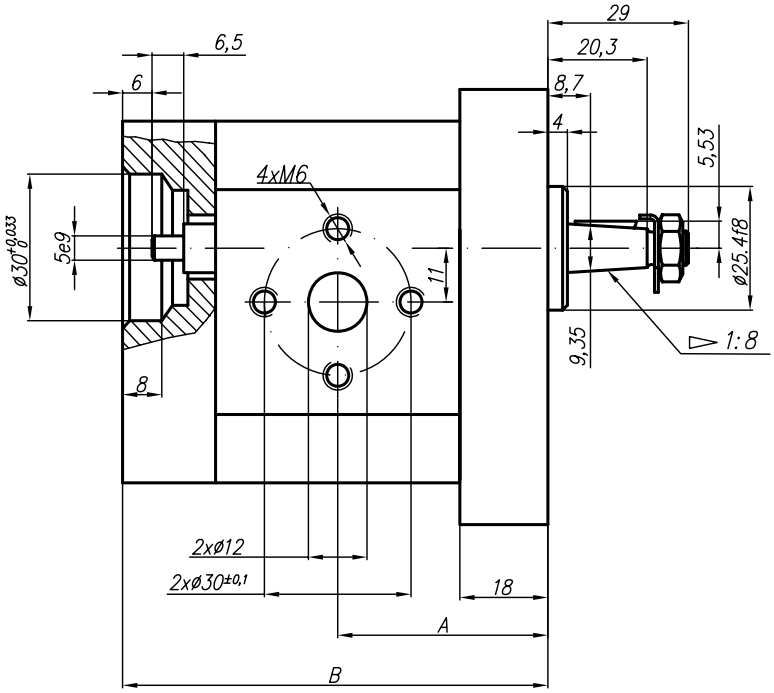

Type	Displacement	Flow		Pressure	max Speed	Dimension							
		at 1500 rpm	at max rpm	P_{nom}	n	A	B	Inlet			Outlet		
	cm^3/rev	l/min	l/min	bar	rpm	mm	mm	E	F	d	E	F	d
10A(C)1X576	1	1,40	3,26	250	3500	39,1	79,1						
10A(C)1,25X576	1,25	1,74	4,07	250	3500	39,5	80,1						
10A(C)1,6X576	1,6	2,23	5,21	250	3500	40,3	81,5						
10A(C)2X576	2	2,82	6,58	250	3500	41,1	83,2						
10A(C)2,5X576	2,5	3,53	8,23	250	3500	42,1	85,2						
** 10A(C)2,65X576*	*2,65*	*3,74*	*8,72*	*250*	*3500*	*42,4*	*85,8*						
10A(C)3,15X576	3,15	4,44	10,36	250	3500	43,5	87,8						
10A(C)3,65X576	3,65	5,15	12,01	250	3500	44,4	89,8						
10A(C)4,2X576	4,2	5,92	13,82	250	3500	45,5	92	ø30	ø12	M6	ø30	ø12	M6
** 10A(C)4,7X576*	*4,7*	*6,63*	*15,46*	*250*	*3500*	*46,1*	*94,1*						
10A(C)5X576	5	7,05	16,45	250	3500	47,1	95,2						
10A(C)5,7X576	5,7	8,12	16,25	200	3000	48,5	98						
10A(C)6,1X576	6,1	8,69	14,49	180	2500	49,4	99,8						
10A(C)7,4X576	7,4	10,55	17,58	180	2500	52,1	105,2						
** 10A(C)8X576*	*8*	*11,40*	*15,20*	*150*	*2000*	*53,4*	*107,7*						
10A(C)8,5X576	8,5	12,11	16,15	150	2000	54,4	109,8						
10A(C)9,8X576	9,8	13,97	18,62	120	2000	57	115						

* - These pumps - only under a special order

The pump 10A(C)...X579 is a second section of multiple pump Gr.21.

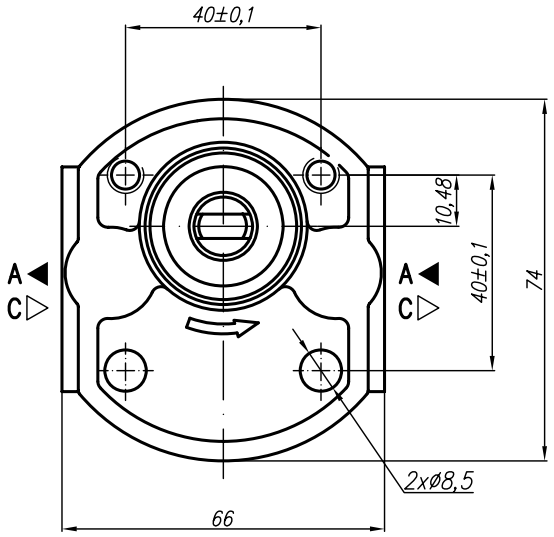

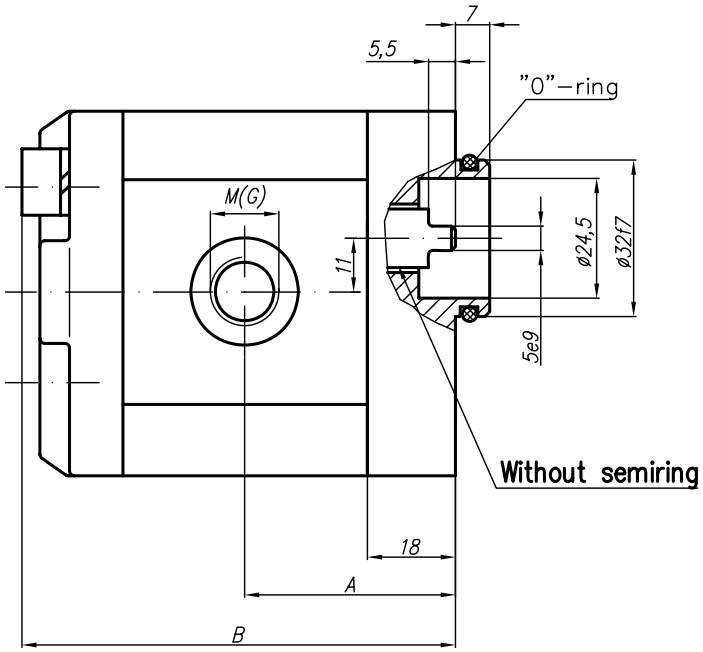

Variants:
...X579M - for M ports (see the table);
...X579G - for G ports (see the table).

Type	Displacement	Flow		Pressure	max Speed	Dimension							
		at 1500 rpm	at max rpm	P_{nom}	n	A	B	Inlet			Outlet		
	cm^3/rev	l/min	l/min	bar	rpm	mm	mm	M	G	U	M	G	U
10A(C)1X579	1	1,40	3,26	250	3500	39,1	81	M18x1,5	G 3/8" - A		M14x1,5	G 3/8" - A	
10A(C)1,25X579	1,25	1,74	4,07	250	3500	39,5	82						
10A(C)1,6X579	1,6	2,23	5,21	250	3500	40,3	83,6						
10A(C)2X579	2	2,82	6,58	250	3500	41,1	85,2						
10A(C)2,5X579	2,5	3,53	8,23	250	3500	42,1	87,2						
* *10A(C)2,65X579*	*2,65*	*3,74*	*8,72*	*250*	*3500*	*42,4*	*87,8*						
10A(C)3,15X579	3,15	4,44	10,36	250	3500	43,5	89,8		G 1/2"-A				
10A(C)3,65X579	3,65	5,15	12,01	250	3500	44,4	91,9						
10A(C)4,2X579	4,2	5,92	13,82	250	3500	45,5	94,1						
* *10A(C)4,7X579*	*4,7*	*6,63*	*15,46*	*250*	*3500*	*46,1*	*96*						
10A(C)5X579	5	7,05	14,10	250	3000	47,1	97,2						
10A(C)5,7X579	5,7	8,12	16,25	200	3000	48,5	100,1						
10A(C)6,1X579	6,1	8,69	14,49	200	2500	49,4	101,8						
10A(C)7,4X579	7,4	10,55	17,58	180	2500	52,1	107,2	M22x1,5			M18x1,5		
* *10A(C)8X579*	*8*	*11,40*	*15,20*	*150*	*2000*	*53,4*	*109,7*						
10A(C)8,5X579	8,5	12,11	16,15	150	2000	54,4	111,7						
10A(C)9,8X579	9,8	13,97	18,62	120	2000	57	117						

* - These pumps - only under a special order

The pump 10A(C)...X594 is a middle section of a multiple pump gr. 111.

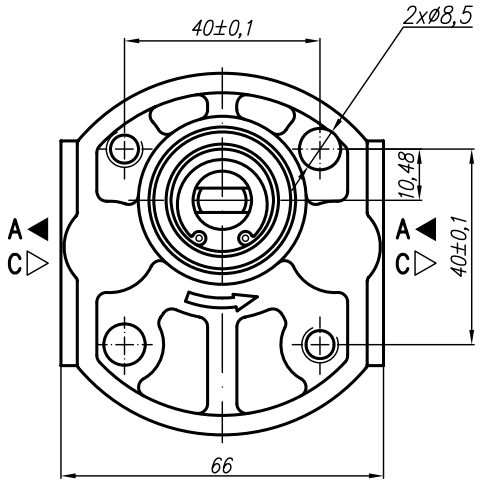

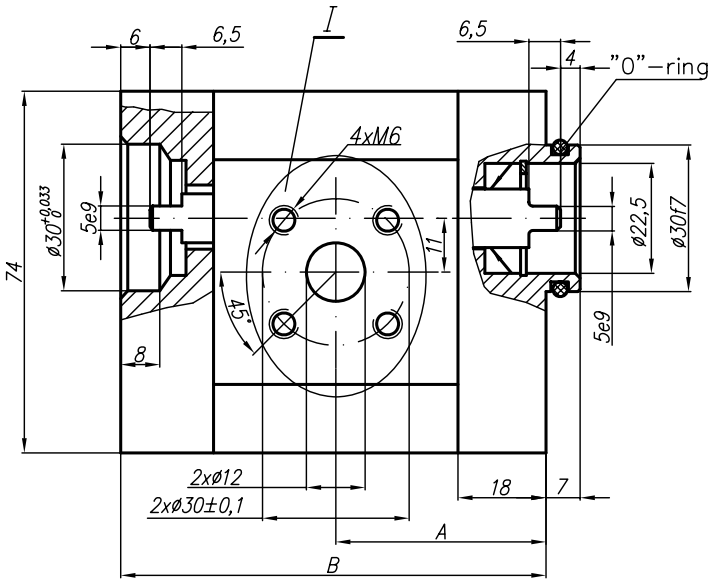

Variants:
...X594 - Normal version (flange);
...X594M - for M ports (see the picture I and the table below);
...X594G - for G ports (see the picture I and the table below);
...X594U - for U ports (see the picture I and the table below).

I – variants

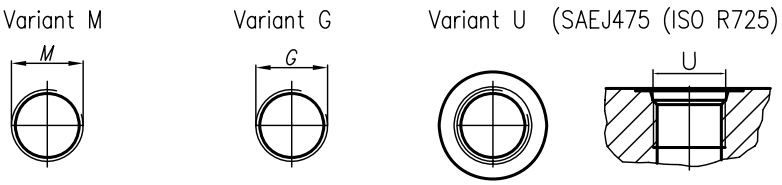

Type	Displacement	Flow		Pressure	max Speed	Dimension							
		at 1500 rpm	at max rpm	P_{nom}	n	A	B	Inlet			Outlet		
	cm^3/rev	l/min	l/min	bar	rpm	mm	mm	M	G	U	M	G	U
10A(C)1X594	1	1,40	3,26	250	3500	39,1	79	M16x1,5	G 3/8" - A	3/4" - 16UNF - 2B	M16x1,5	G 3/8" - A	9/16" - 18UNF - 2B
10A(C)1,25X594	1,25	1,74	4,07	250	3500	39,5	80						
10A(C)1,6X594	1,6	2,23	5,21	250	3500	40,3	81,6						
10A(C)2X594	2	2,82	6,58	250	3500	41,1	83,2						
10A(C)2,5X594	2,5	3,53	8,23	250	3500	42,1	85,2						
* *10A(C)2,65X594*	*2,65*	*3,74*	*8,72*	*250*	*3500*	*42,4*	*85,8*						
10A(C)3,15X594	3,15	4,44	10,36	250	3500	43,5	87,8	M20x1,5	G 1/2"-A				
10A(C)3,65X594	3,65	5,15	12,01	250	3500	44,4	89,9						
10A(C)4,2X594	4,2	5,92	13,82	250	3500	45,5	92,1						
* *10A(C)4,7X594*	*4,7*	*6,63*	*15,46*	*250*	*3500*	*46,1*	*94*						
10A(C)5X594	5	7,05	14,10	250	3000	47,1	95,2						
10A(C)5,7X594	5,7	8,12	16,25	200	3000	48,5	98,1						
10A(C)6,1X594	6,1	8,69	14,49	200	2500	49,4	99,8						
10A(C)7,4X594	7,4	10,55	17,58	180	2500	52,1	105,2	M22x1,5		7/8" - 14UNF	M18x1,5		3/4" - 16UNF
* *10A(C)8X594*	*8*	*11,40*	*15,20*	*150*	*2000*	*53,4*	*107,7*						
10A(C)8,5X594	8,5	12,11	16,15	150	2000	54,4	109,7						
10A(C)9,8X594	9,8	13,97	18,62	120	2000	57	115						

* - These pumps - only under a special order

Rotation "A" - (anticlockwise)

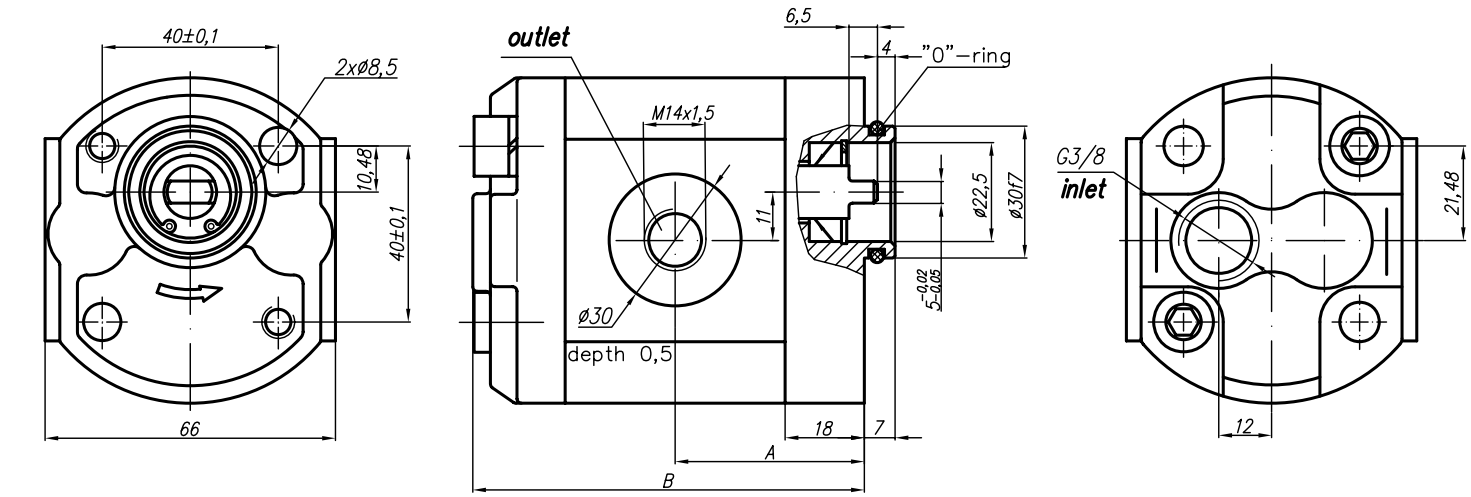

Rotation "A" - (clockwise)

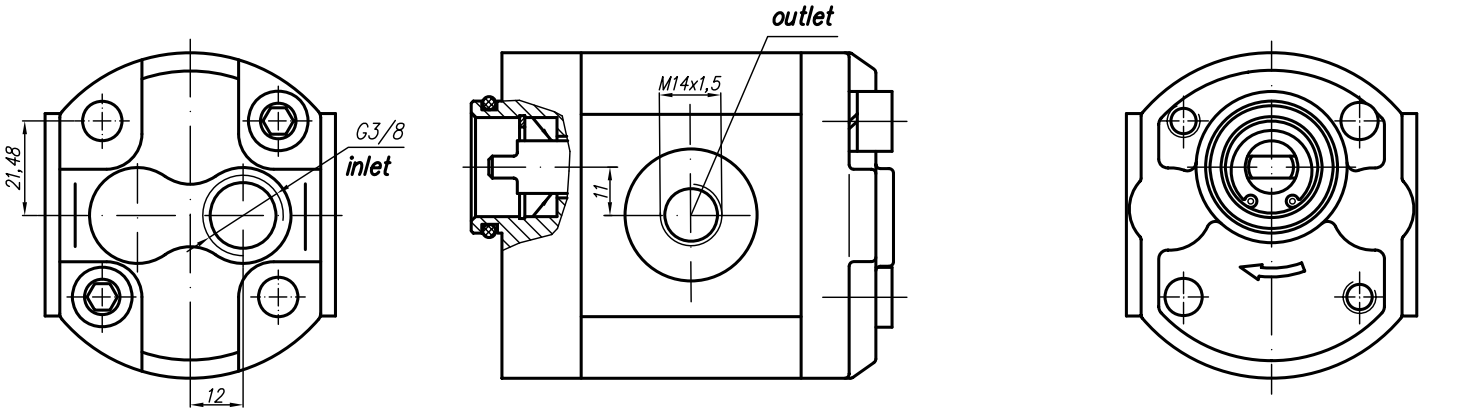

Type	Displacement	Flow		Pressure	max Speed	Dimension							
		at 1500 rpm	at max rpm	P_{nom}	n	A	B	Inlet			Outlet		
	cm^3/rev	l/min	l/min	bar	rpm	mm	mm	M	G	U	M	G	U
10A(C)1X649	1	1,40	3,26	250	3500	39,1	81		G 3/8" - A		M14x1,5		
10A(C)1,25X649	1,25	1,74	4,07	250	3500	39,5	82						
10A(C)1,6X649	1,6	2,23	5,21	250	3500	40,3	83,6						
10A(C)2X649	2	2,82	6,58	250	3500	41,1	85,2						
10A(C)2,5X649	2,5	3,53	8,23	250	3500	42,1	87,2						
** 10A(C)2,65X649*	*2,65*	*3,74*	*8,72*	*250*	*3500*	*42,4*	*87,8*						
10A(C)3,15X649	3,15	4,44	10,36	250	3500	43,5	89,8						
10A(C)3,65X649	3,65	5,15	12,01	250	3500	44,4	91,9						
10A(C)4,2X649	4,2	5,92	13,82	250	3500	45,5	94,1						
** 10A(C)4,7X649*	*4,7*	*6,63*	*15,46*	*250*	*3500*	*46,1*	*96*						
10A(C)5X649	5	7,05	16,45	250	3500	47,1	97,2						
10A(C)5,7X649	5,7	8,12	16,25	200	3000	48,5	100,1						
10A(C)6,1X649	6,1	8,69	14,49	180	2500	49,4	101,8						
10A(C)7,4X649	*7,4*	*10,55*	*17,58*	*180*	*2500*	*52,1*	*107,2*						
** 10A(C)8X649*	8	11,40	15,20	150	2000	53,4	109,7						
10A(C)8,5X649	8,5	12,11	16,15	150	2000	54,4	111,7						
10A(C)9,8X649	9,8	13,97	18,62	120	2000	57	117						

* - These pumps - only under a special order

Contents

Pump type	Page
20A(C)...X006(H)	4
20A(C)...Y006	5
20A(C)...X007...(H)	6
20A(C)...X008...	7
20A(C)...X016...(H)	8
20A(C)...X016...W(H)	9
20A(C)...X021	10
20A(C)...X022	11
20A(C)...X030(H)	12
20A(C)...X066(H)	13
20A(C)...X067(H)	14
20A(C)...X072	15
20A(C)...X073(H)	16
20A(C)...X074...	17
20A(C)...Y075...	18
20A(C)...X077(H)	19
20A(C)...X080(H)	20
20A(C)...Y080	21
20A(C)...X083...	22
20A(C)...X085(H)	23
20A(C)...X085W	24
20A(C)...X086(H)	25
20A(C)...X087	26
20A(C)...X091	27
20A(C)...X095(H)	28
20A(C)...X096(H)	29
20A(C)...X097(H)	30
20A(C)...X102	31
20A(C)...X103	32
20A(C)...X104	33
20A(C)...X110...	34
20A(C)...X111...	35
20A(C)...X114	36
20A(C)...X124	37
20A(C)...X126(K)	38
20A(C)...X126W	39
20A(C)...X127	40
20A(C)...X128	41
20A(C)...X132	42
20A(C)...X139	43
20A(C)...X140	44
20A(C)...X141...	45
20A(C)...X145	* *85*
20A(C)...X147	46
20A(C)...X153	47
20A(C)...X156...	48
20A(C)...X156B	49
20A(C)...X158	50
20A(C)...X161	51
20A(C)...X167...	52
20A(C)...X168	53
20A(C)...X170	54
20A(C)...X172	55
20A(C)...X173	56
20A(C)...X178	57
20A(C)...X185	58
20A(C)...X186	59
20A(C)...X187	60
20A(C)...X188(AS)	* *15*
20A(C)...X192(H)	61
20A(C)...X194	62
20A(C)...X195	63
20A(C)...X196	64
20A(C)...X201...	65
20A(C)...X205	66
20A(C)...X206...	67
20A(C)...X207	68
20A(C)...X210	69
20A(C)...X218	70
20A(C)...X219...	71
20A(C)...X223	72
20A(C)...X224(H)	73
20A(C)...X226...	74
20A(C)...X227...	75
20A(C)...X234...	76
20A(C)...X259	77
20A(C)...X262...	78
20A(C)...X269	79
20A(C)...X295	80
20A(C)...X296	81
20A(C)...X301...	82
20A(C)...X304	83
20A(C)...X305	84
20A(C)...X306...	85
20A(C)...X307...	86
20A(C)...X315	87
20A(C)...X316	88
20A(C)...X318W	89
20A(C)...X320...	90
20A(C)...X321	91
20A(C)...X327	92
20A(C)...X328	93
20A(C)...X341	94
20A(C)...X347	95
20A(C)...X352	96
20A(C)...X354	97
20A(C)...X355	98
20A(C)...X358(H)	99
20A(C)...X359W	100
20A(C)...X364VW1	101
20A(C)...X368...	102
20A(C)...X369	103
20A(C)...X380	104
20A(C)...X381	105
20A(C)...X398	106
20A(C)...X402	107
20A(C)...X404	108
20A(C)...X409HF	109
20A(C)...X411	* *96*
20A(C)...X413	110
20A(C)...X419	111
20A(C)...X423VW	112
20A(C)...X429V	113
20A(C)...X450	114
20A(C)...X451	115
20A(C)...X457...	116
20A(C)...X458	117
20A(C)...X464H	118
20A(C)...X466(H)	119
20A(C)...X467...	120
20A(C)...X478	121
20A(C)...X494...	122
20A(C)...X495...	123
20A(C)...X496...	124
20A(C)...X497	125
20A(C)...X498H	126
20A(C)...X500W	127
20A(C)...X506	* *4*
20A(C)...X508	* *99*
20A(C)...X511...	128
20A(C)...X514...	129
20A(C)...X516	* *8*
20A(C)...X518	130
20A(C)...X525	131
20A(C)...X528	132
20A(C)...X529	133
20A(C)...X536	134
20A(C)...X537	135
20A(C)...X538	136
20A(C)...X538S	137
20A(C)...X539	138
20A(C)...X539S	139
20A(C)...X540WMS	140
20A(C)...X540WMS-2	141
20A(C)...X541	142
20A(C)...X550HD	143
20A(C)...X554...(H)	144
20A(C)...X555	* *98*
20A(C)...X560...	145
20A(C)...Y566D...	146
20A(C)...X567...	147
20A(C)...X573	148
20A(C)...X574(H)	149
20A(C)...X577(H)	150
20A(C)...X578	151
20A(C)...X581	152
20A(C)...X583	153
20A(C)...X586...	154
20A(C)...X586B	155
20A(C)...X588...	156
20A(C)...X590	157
20A(C)...X596	158
20A(C)...X597	159
20A(C)...X601	160
20A(C)...X602	161
20A(C)...X604	162
20A(C)...X621...	163
20A(C)...X622...	164
20A(C)...X626UM	165
20A(C)...X627WUM	166
20A(C)...X628UM	167
20A(C)...X634	168
20A(C)...X636	169
20A(C)...X637	170
20A(C)...X638...	171
20A(C)...X647	172
20A(C)...X650U	173
20A(C)...X654	174
20A(C)...X655U	175
20A(C)...X656HD	176
20A(C)...X664H	177
20A(C)...X665H	178
20A(C)...X670...	179
20A(C)...X671HDJD	180
20A(C)...X687...	181

General description

The gear pumps are designed for transforming the mechanical energy as energy of the working liquid (pressure and flow rate). They are simplified in construction and they have a relatively low cost. All these benefits ensure their wide application in the hydraulic systems.

Drive arangements

The pump drive may be direct or indirect (by gear, chains, or belt transmissions). Both drives should not impose axial or radial forces on the pump shaft. Oldham coupling serrated drive adapters are used with direct drive. For indirect drive refer to the manufacturer.

The gear pumps are designed to work at the conditions mentioned below:

- Working liquid:	hydraulic oils with viscosity 16 ... 200	mm^2/s;
- Degree of filtration:	15 ... 25	ì m;
- Ambient temperature range:	- 22 ... 55	°C;
- Fluid temperature range:	- 25 ... 80	°C;
- Inlet pressure, absolute:	0.8 ... 2.2	bar;
- Fluid velocity (suctiun line)	0,5 ... 1	m/s
- Outlet pressure	up to 250	bar.

The gear pumps made by "Caproni" are produced in 5 diferent groups: 00, 10, 20 and 20H, 30 and 40. The displacements of the pumps are in the range from 0.25 to 60 cm^3.

Group 00	q = 0.25 ... 2	cm^3;
Group 10	q = 1 ... 9.8	cm^3;
Group 20	q = 4.5 ... 25	cm^3;
Group 20H	q = 15 ... 36	cm^3;
Group 30	q = 20 ... 60	cm^3;
Group 40	q = 46 ... 60	cm^3.

There are different variants of flanges, shafts and ports for each pump group (standard; Germany; USA ...).

We offer the next variants too:

- tandem pumps;
- pumps with build-in valves;
- reversible pumps;
- reversible gear motors.

Used symbols:

n - speed of rotation	[min^{-1}];
p - pressure	[bar];
q - displacement	[cm^3];
η - total efficiency $\eta = \eta_q . \eta_{hm}$	[-];
η_{hm} - hydromechanical efficiency	[-];
η_q - volumetric efficiency	[-].

Commonly used formulas:

Flow: $Q = \frac{q.n.\eta}{1000}$ [l/min]

Torque: $M \cong \frac{q.p}{20.\pi}$ [N.m]

Drive power: $P = \frac{Q.p}{600}$ [kW]

A relationship between the direction of rotation and the place of the inlet and outlet ports of the pumps

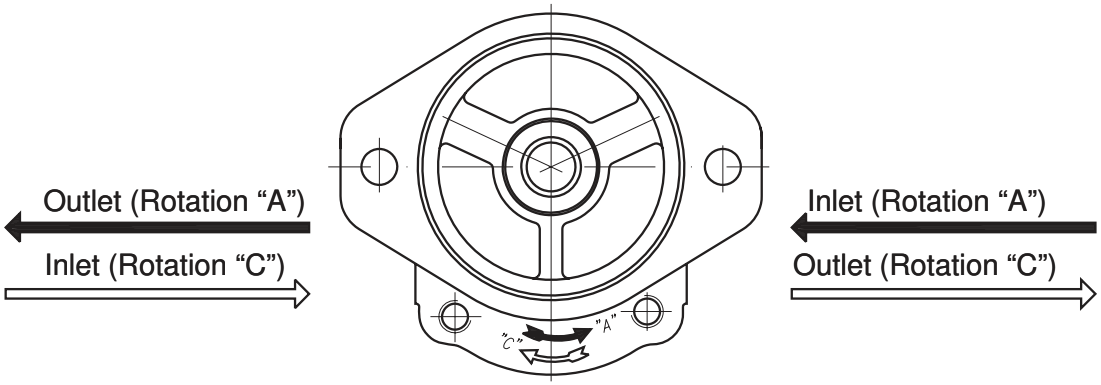

How to order:

Group	Rotation	Displacement code	Drive shaft	Pump code	Ports
00 **10** **20** **30** **40**	**A** ↺ **C** ↻ **R** Ω		**X** - Through the front cover **Y** - Through the both covers	***(*)	- A flange with metric threads **P4**- A flange with UNC threads **M** - Metric **G** - GAS **U** - SAE J475

Group 00	
Code	cm^3
0,25	0,25
0,3	0,3
0,5	0,5
0,75	0,75
1	1
1,25	1,25
1,5	1,5
1,75	1,75
2	2

Group 10	
Code	cm^3
1	1
1,25	1,25
1,6	1,6
2	2
2,5	2,5
*2,65**	*2,65*
3,15	3,15
3,65	3,65
4,2	4,2
4,7*	*4,7*
5	5
5,7	5,7
6,1	6,1
7,4	7,4
8*	*8*
8,5	8,5
9,8	9,8

Group 20	
Code	cm^3
4,5	4,5
6,3	6,3
7*	7
8,2	8,2
10	10
11	11,3
12	12
14	14
15	15
16	16
17*	*17,3*
19	19
22	22
25	25
28	28
32	32
36	36

Group 20H	
Code	cm^3
15	15
16	16
19	19
22	22
25	25
28	28
32	32
36	36

Group 30	
Code	cm^3
20	20
22,5	22,5
25	25
28	28
32	32
36	36
42	42
46	46
50	50
55	55
60	60

Group 40	
Code	cm^3
36	36
42	42
46	46
50	50
55	55
60	60

Example: 20A14X073 - Hydraulic gear pump, 20 group, direction of rotation - counter clockwise, displacement 14 cm^3, modification 073.

* - These pumps - only under a special order

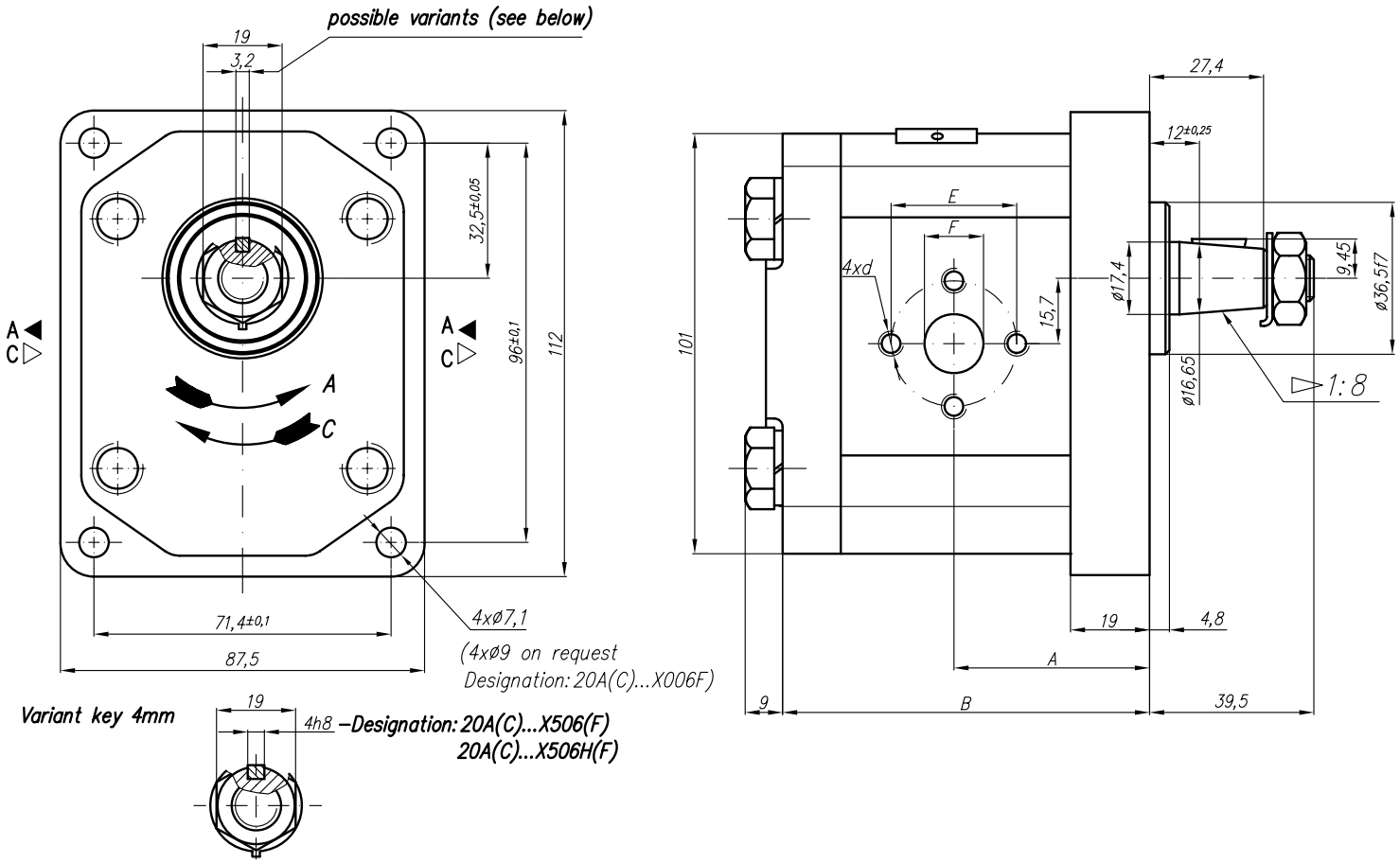

Type	Displacement	Flow		Pressure	max Speed	Dimension							
		at 1500 rpm	at max rpm	P_{nom}	n	A	B	Inlet			Outlet		
	cm^3/rev	l/min	l/min	bar	rpm	mm	mm	E	F	d	E	F	d
20A(C)4,5X006	4,5	6,14	14,33	250	3500	42,5	80	30,2	13,1	M6-6H	30,2	13,1	M6-6H
20A(C)6,3X006	6,3	8,69	20,29	250	3500	42,5	80						
20A(C)8,2X006	8,2	11,32	26,40	250	3500	42,5	80						
20A(C)10X006	10	13,95	32,55	250	3500	47	89	39,7	19	M8-6H		14,2	
20A(C)11X006	11,3	15,76	36,78	250	3500	48	91,1						
20A(C)12X006	12	16,92	39,48	250	3500	48,6	92,3						
20A(C)14X006	14	19,95	46,55	250	3500	50	95,4						
20A(C)15X006	15	21,60	36,00	250	2500	51	96,9						
20A(C)16X006	16	23,04	38,40	250	2500	52	98,6						
20A(C)19X006	19	27,36	45,60	200	2500	54	103,5						
20A(C)22X006	22	31,68	42,24	180	2000	57	108,5						
20A(C)25X006	25	36,00	48,00	160	2000	59,2	113,4				39,7	19	M8
20A(C)14X006H	14	20,16	47,04	250	3500	55,3	105,7	39,7	19	M8-6H	30,2	14,2	M6-6H
20A(C)15X006H	15	21,60	43,20	250	3000	56	107,2						
20A(C)16X006H	16	23,04	46,08	250	3000	56,9	108,8						
20A(C)17,3X006H	17,3	24,91	49,82	230	3000	58	110,9						
20A(C)18,2X006H	18,2	26,21	52,42	210	3000	58,8	112,5						
20A(C)19X006H	19	27,36	54,72	200	3000	59,4	113,8						
20A(C)22X006H	22	31,68	52,80	180	2500	61,9	118,8						
20A(C)25X006H	25	36,00	60,00	160	2500	64,3	123,7				39,7	19	M8-6H
20A(C)28X006H	28	40,32	67,20	130	2500	66,8	128,5						
20A(C)32X006H	32	46,08	61,44	120	2000	70	134,8						
20A(C)36X006H	36	51,84	69,12	100	2000	73,2	141,4						

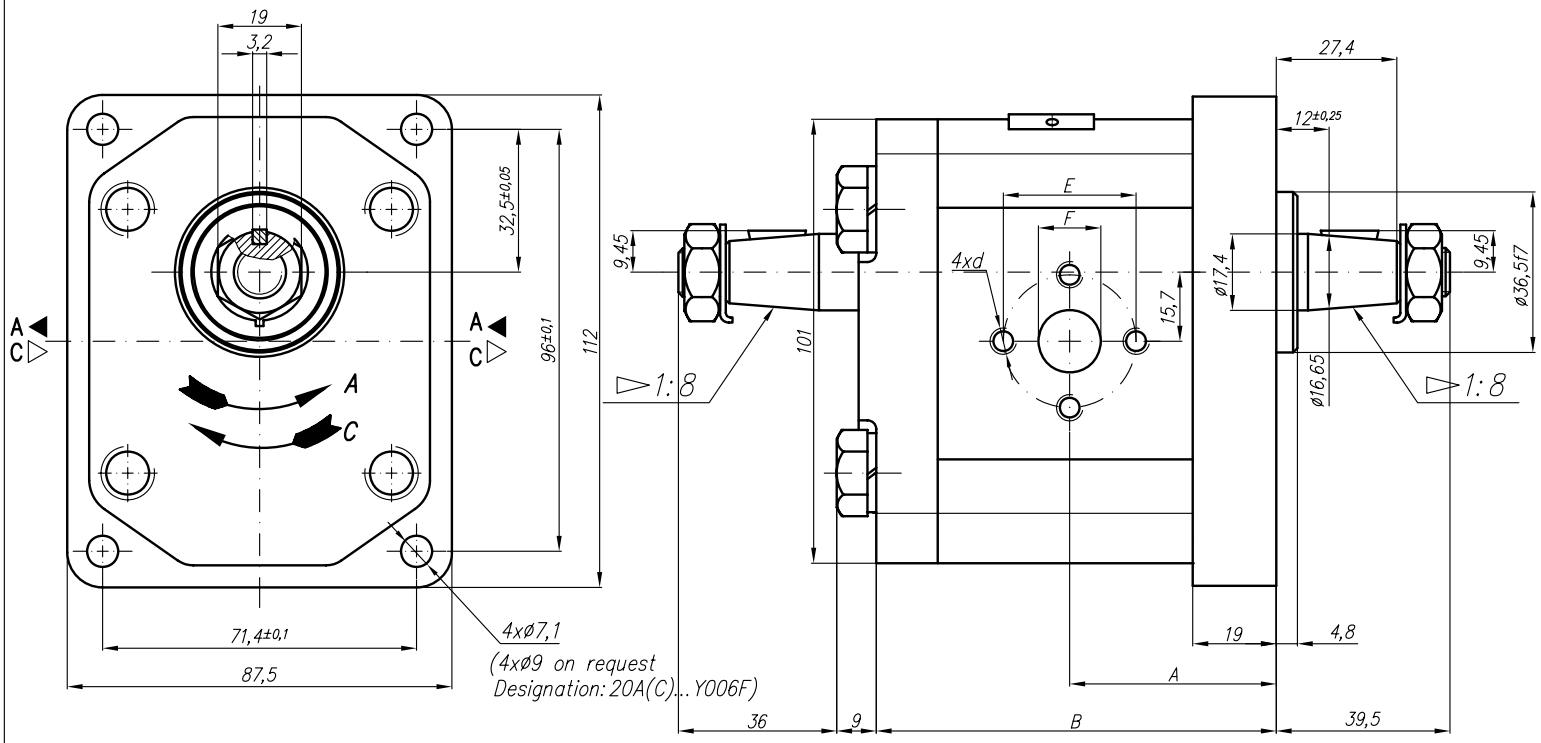

Type	Displacement	Flow		Pressure	max Speed	Dimension							
		at 1500 rpm	at max rpm	P_{nom}	n	A	B	Inlet			Outlet		
	cm^3/rev	l/min	l/min	bar	rpm	mm	mm	E	F	d	E	F	d
20A(C)4,5Y006	4,5	6,14	14,33	250	3500	42,5	80	30,2	13,1	M6-6H	30,2	13,1	M6-6H
20A(C)6,3Y006	6,3	8,69	20,29	250	3500	42,5	80						
20A(C)8,2Y006	8,2	11,32	26,40	250	3500	42,5	80						
20A(C)10Y006	10	13,95	32,55	250	3500	47	89	39,7	19	M8-6H		14,2	
20A(C)11Y006	11,3	15,76	36,78	250	3500	48	91,1						
20A(C)12Y006	12	16,92	39,48	250	3500	48,6	92,3						
20A(C)14Y006	14	19,95	46,55	250	3500	50	95,4						
20A(C)15Y006	15	21,60	36,00	250	2500	51	96,9						
20A(C)16Y006	16	23,04	38,40	250	2500	52	98,6						
20A(C)19Y006	19	27,36	45,60	200	2500	54	103,5						
20A(C)22Y006	22	31,68	42,24	180	2000	57	108,5						
20A(C)25Y006	25	36,00	48,00	160	2000	59,2	113,4				39,7	19	M8

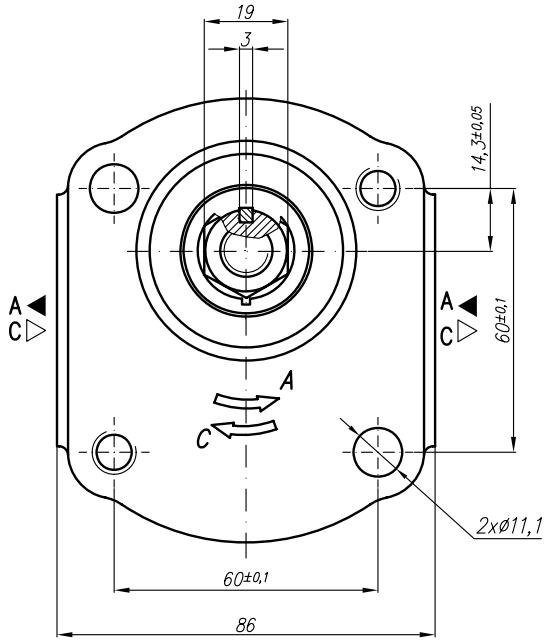

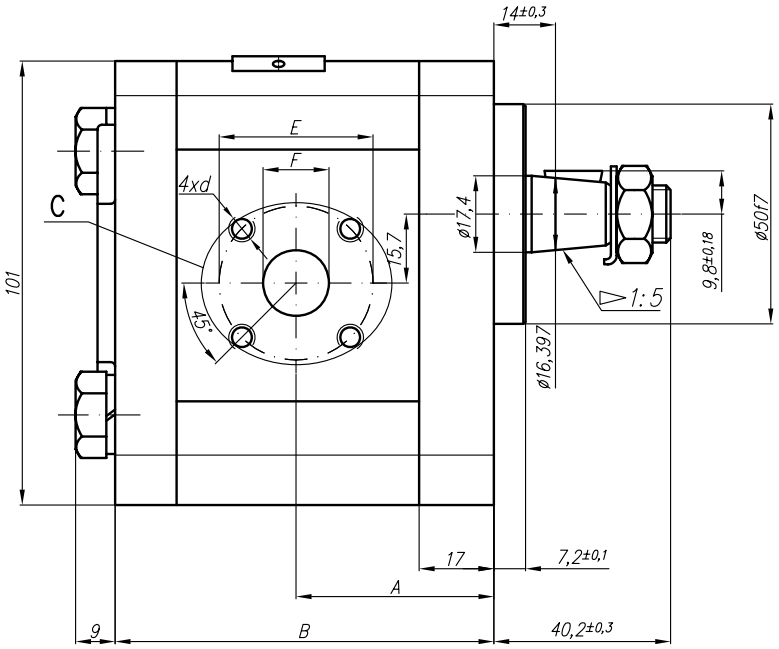

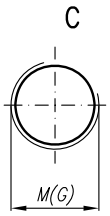

Variants M(G):
Designation 20A(C)...X007M(G)

Type	Displacement	Flow		Pressure	max Speed	Dimension															
		at 1500 rpm	at max rpm	P_{nom}	n	A	B	Inlet						Outlet					
	cm^3/rev	l/min	l/min	bar	rpm	mm	mm	E	F	d	M	G	U	E	F	d	M	G	U
20A(C)4,5X007...	4,5	6,14	14,33	250	3500	37,3	75,1	40	15	M6-6H	M20x1,5	G1/2		35	15	M6-6H	M16x1,5	G1/2	
20A(C)6,3X007...	6,3	8,69	20,29	250	3500	38,6	78												
20A(C)7X007...	7	9,66	22,54	250	3500	42,5	82,1		20			G3/4							
20A(C)8,2X007...	8,2	11,32	26,40	250	3500	40,6	78												
20A(C)10X007...	10	13,95	32,55	250	3500	45	87												
20A(C)11X007...	11,3	15,76	36,78	250	3500	45	89,1												
20A(C)12X007...	12	16,92	39,48	250	3500	45	90,3												
20A(C)14X007...	14	19,95	46,55	250	3500	45	93,4												
20A(C)15X007...	15	21,60	36,00	250	2500	45	94,9												
20A(C)16X007...	16	23,04	38,40	250	2500	45	96,5												
20A(C)19X007...	19	27,36	45,60	200	2500	45	101,5										M20x1,5		
20A(C)22X007...	22	31,68	42,24	180	2000	52,5	106,5												
20A(C)25X007...	25	36,00	48,00	160	2000	57,2	111,4												
20A(C)14X007H...	14	20,16	47,04	250	3500	53,3	103,7	40	20	M6-6H	M20x1,5	G3/4	G3/4	35	15	M6-6H	M16x1,5	G1/2	
20A(C)15X007H...	15	21,60	43,20	250	3000	54	105,2												
20A(C)16X007H...	16	23,04	46,08	250	3000	54,9	106,8												
20A(C)17,3X007H.	17,3	24,91	49,82	230	3000	56	108,9												
20A(C)18,2X007H.	18,2	26,21	52,42	210	3000	56,8	110,5										M20x1,5		
20A(C)19X007H...	19	27,36	54,72	200	3000	57,4	111,8												
20A(C)22X007H...	22	31,68	52,80	180	2500	59,9	116,8												
20A(C)25X007H...	25	36,00	60,00	160	2500	62,3	121,7												
20A(C)28X007H...	28	40,32	67,20	130	2500	64,8	126,5				M27x2			40	20			G3/4	
20A(C)32X007H...	32	46,08	61,44	120	2000	68	132,8												
20A(C)36X007H...	36	51,84	69,12	100	2000	71,2	139,4												

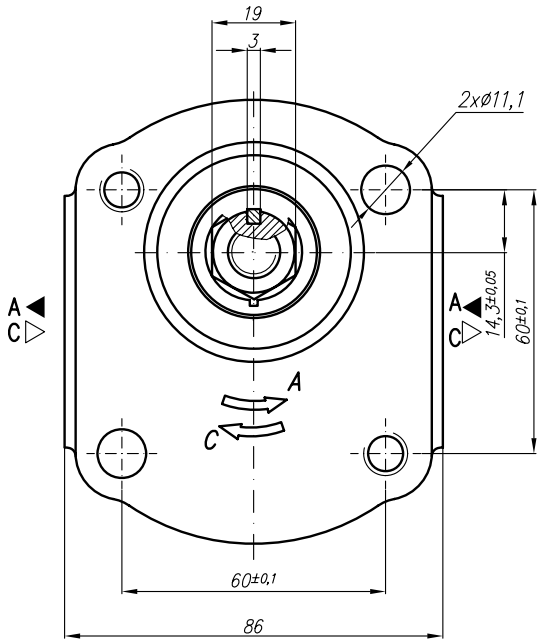

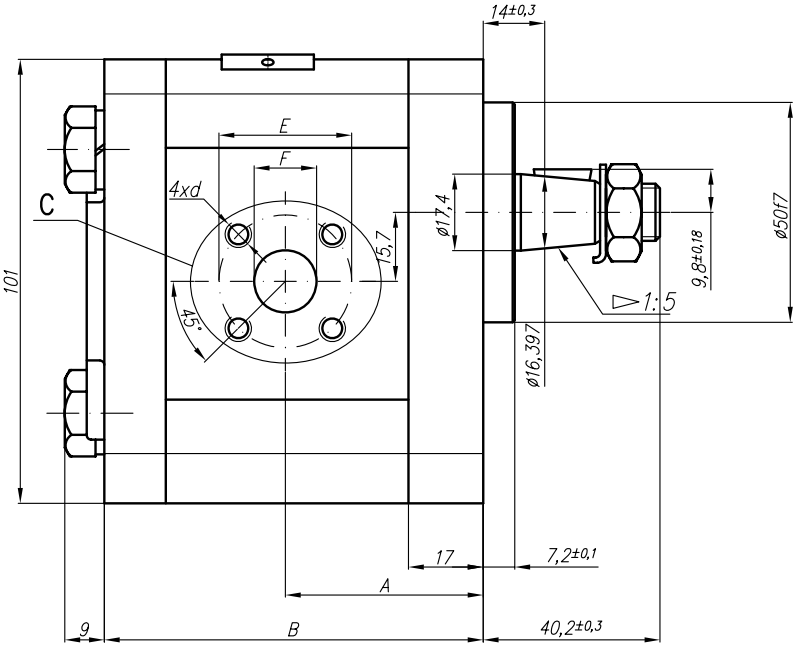

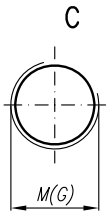

Variants M(G):
Designation 20A(C)...X008M(G)

Type	Displacement	Flow		Pressure	max Speed	Dimension														
		at 1500 rpm	at max rpm	P_{nom}	n	A	B	Inlet						Outlet						
	cm^3/rev	l/min	l/min	bar	rpm	mm	mm	E	F	d	M	G	U	E	F	d	M	G	U
20A(C)4,5X008...	4,5	6,14	14,33	250	3500	37,3	75,1	40	15	M6-6H	M20x1,5	G1/2		35	15	M6-6H	M16x1,5	G1/2	
20A(C)6,3X008...	6,3	8,69	20,29	250	3500	38,6	78												
20A(C)8,2X008...	8,2	11,32	26,40	250	3500	40,6	78		20			G3/4							
20A(C)10X008...	10	13,95	32,55	250	3500	45	87												
20A(C)11X008...	11,3	15,76	36,78	250	3500	45	89,1												
20A(C)12X008...	12	16,92	39,48	250	3500	45	90,3												
20A(C)14X008...	14	19,95	46,55	250	3500	45	93,4												
20A(C)15X008...	15	21,60	36,00	250	2500	45	94,9												
20A(C)16X008...	16	23,04	38,40	250	2500	45	96,5												
20A(C)19X008...	19	27,36	45,60	200	2500	45	101,5										M20x1,5		
20A(C)22X008...	22	31,68	42,24	180	2000	52,5	106,5												
20A(C)25X008...	25	36,00	48,00	160	2000	57,2	111,4												

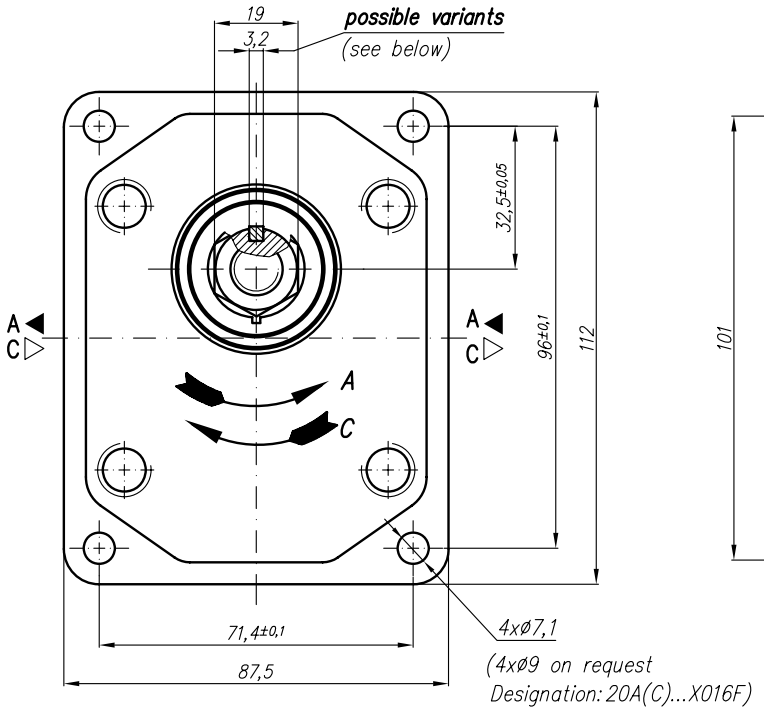

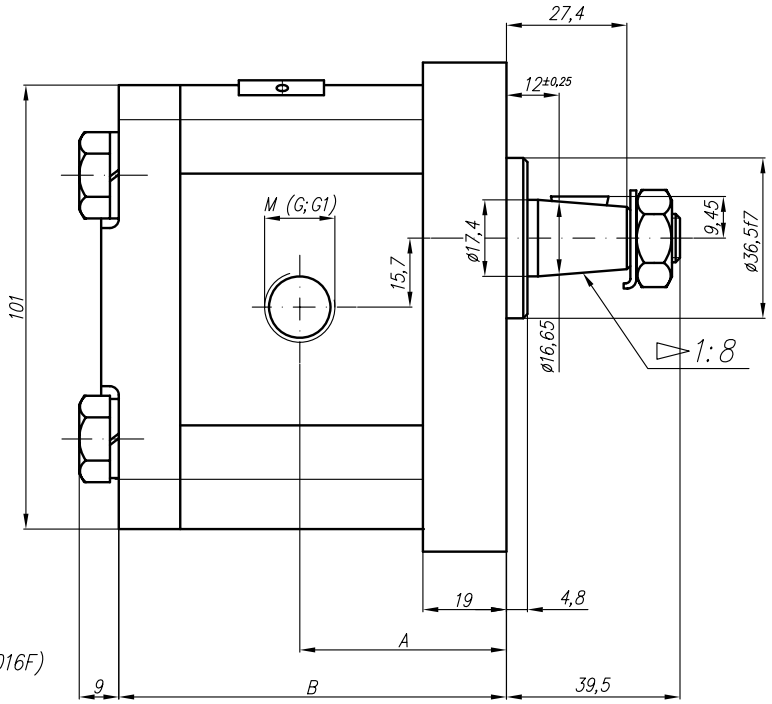

Variant key 4mm

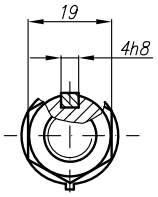

–Designation: 20A(C)...X516(F)
20A(C)...X516H(F)

Type	Displacement	Flow		Pressure	max Speed	Dimension							
		at 1500 rpm	at max rpm	P_{nom}	n	A	B	Inlet			Outlet		
	cm^3/rev	l/min	l/min	bar	rpm	mm	mm	M	G	G1	M	G	G1
20A(C)4,5X016…	4,5	6,14	14,33	250	3500	42,5	80	M20x1,5	G1/2	G1	M16x1,5	G1/2	G3/4
20A(C)6,3X016...	6,3	8,69	20,29	250	3500	42,5	80						
20A(C)8,2X016...	8,2	11,32	26,40	250	3500	42,5	80						
20A(C)10X016...	10	13,95	32,55	250	3500	47	89		G3/4				
20A(C)11X016...	11,3	15,76	36,78	250	3500	48	91,1						
20A(C)12X016...	12	16,92	39,48	250	3500	48,6	92,3						
20A(C)14X016...	14	19,95	46,55	250	3500	50	95,4						
20A(C)15X016...	15	21,60	36,00	250	2500	51	96,9						
20A(C)16X016...	16	23,04	38,40	250	2500	52	98,6						
20A(C)19X016...	19	27,36	45,60	200	2500	54	103,5				M20X1,5		
20A(C)22X016...	22	31,68	42,24	180	2000	57	108,5						
20A(C)25X016...	25	36,00	48,00	160	2000	59,2	113,4						
20A(C)14X016H	14	20,16	47,04	250	3500	55,3	105,7	M20x1,5	G3/4		M16x1,5	G1/2	
20A(C)15X016H...	15	21,60	43,20	250	3000	56	107,2						
20A(C)16X016H...	16	23,04	46,08	250	3000	56,9	108,8						
20A(C)17,3X016H..	17,3	24,91	49,82	230	3000	58	110,9						
20A(C)18,2X016H..	18,2	26,21	52,42	210	3000	58,8	112,5						
20A(C)19X016H...	19	27,36	54,72	200	3000	59,4	113,8						
20A(C)22X016H...	22	31,68	52,80	180	2500	61,9	118,8						
20A(C)25X016H...	25	36,00	60,00	160	2500	64,3	123,7						
20A(C)28X016H...	28	40,32	67,20	130	2500	66,8	128,5	M27x2	G1		M20x1,5	G3/4	
20A(C)32X016H...	32	46,08	61,44	120	2000	70	134,8						
20A(C)36X016H...	36	51,84	69,12	100	2000	73,2	141,4						

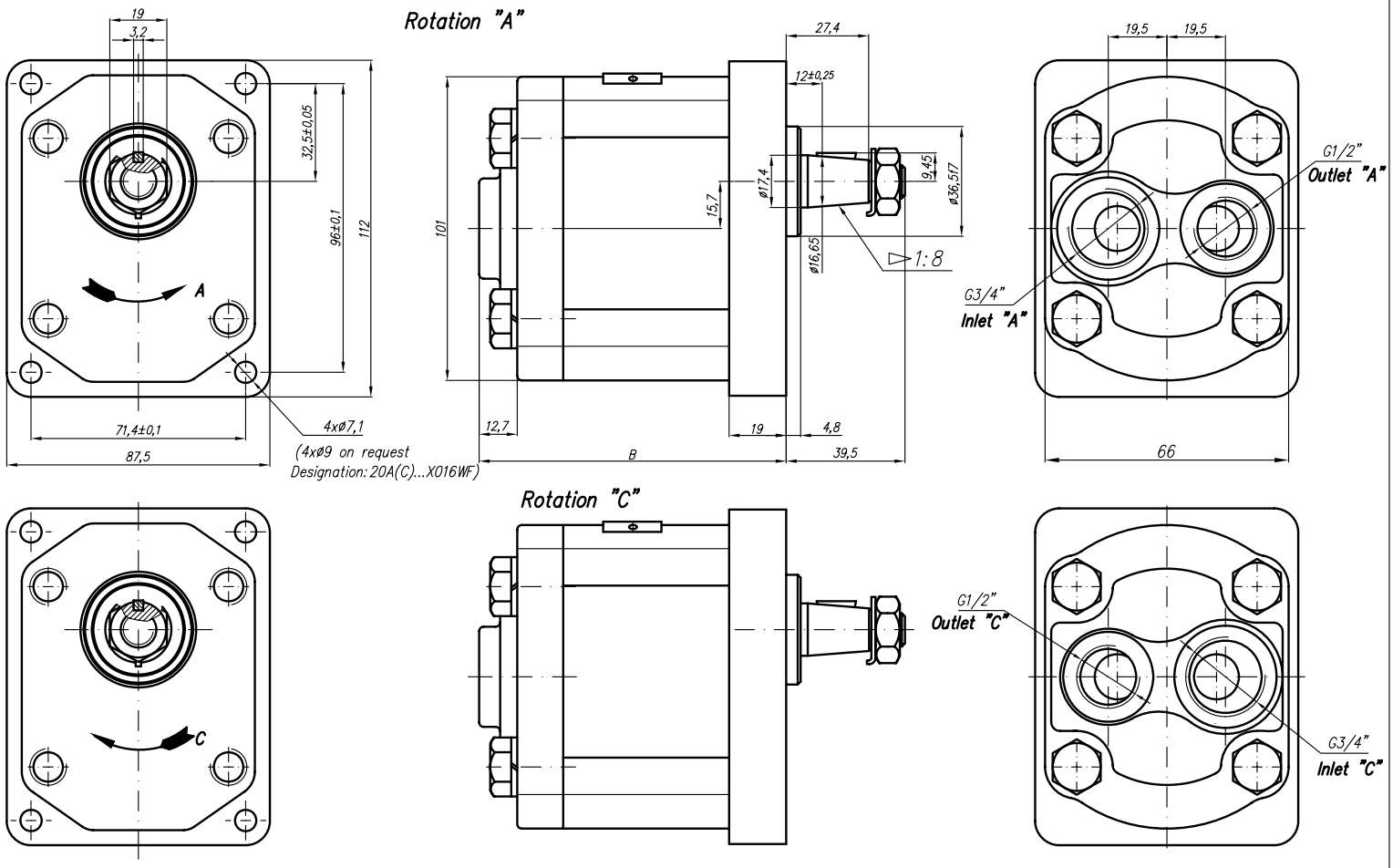

Type	Displacement	Flow		Pressure	max Speed	Dimension							
		at 1500 rpm	at max rpm	P_{nom}	n	A	B	Inlet			Outlet		
	cm^3/rev	l/min	l/min	bar	rpm	mm	mm	M	G	G1	M	G	G1
20A(C)4,5X016W	4,5	6,14	14,33	250	3500		94						
20A(C)6,3X016W	6,3	8,69	20,29	250	3500		97						
20A(C)8,2X016W	8,2	11,32	26,40	250	3500		99,9						
20A(C)10X016W	10	13,95	32,55	250	3500		102,9						
20A(C)11X016W	11,3	15,76	36,78	250	3500		105						
20A(C)12X016W	12	16,92	39,48	250	3500		106,3		G3/4			G1/2	
20A(C)14X016W	14	19,95	46,55	250	3500		109,4						
20A(C)15X016W	15	21,60	36,00	250	2500		110,9						
20A(C)16X016W	16	23,04	38,40	250	2500		112,5						
20A(C)19X016W	19	27,36	45,60	200	2500		117,5						
20A(C)22X016W	22	31,68	42,24	180	2000		122,5						
20A(C)25X016W	25	36,00	48,00	160	2000		127,5						
20A(C)14X106WH	14	20,16	47,04	250	3500		119,7						
20A(C)15X016HW	15	21,60	43,20	250	3000		121,2						
20A(C)16X016HW	16	23,04	46,08	250	3000		122,8						
0A(C)17,3X016HW	17,3	24,91	49,82	230	3000		124,9						
0A(C)18,2X016HW	18,2	26,21	52,42	210	3000		126,5						
20A(C)19X016HW	19	27,36	54,72	200	3000		127,8		G3/4			G1/2	
20A(C)22X016HW	22	31,68	52,80	180	2500		132,8						
20A(C)25X016HW	25	36,00	60,00	160	2500		137,7						
20A(C)28X016HW	28	40,32	67,20	130	2500								
20A(C)32X016HW	32	46,08	61,44	120	2000								
20A(C)36X016HW	36	51,84	69,12	100	2000								

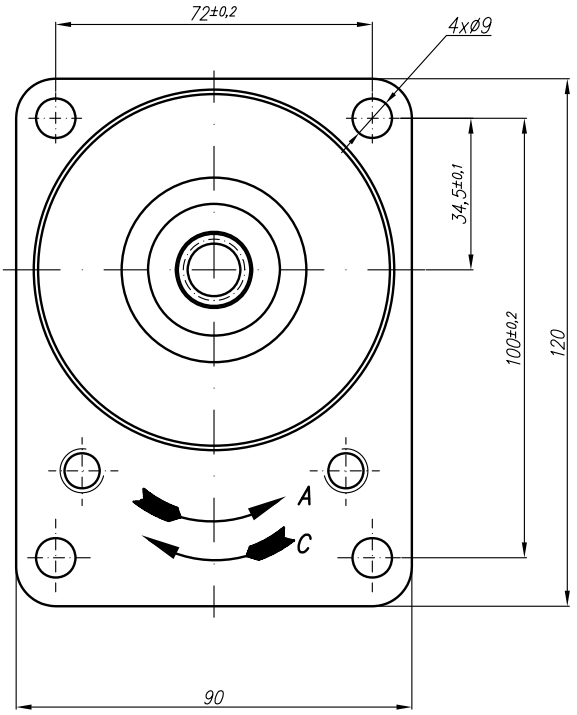

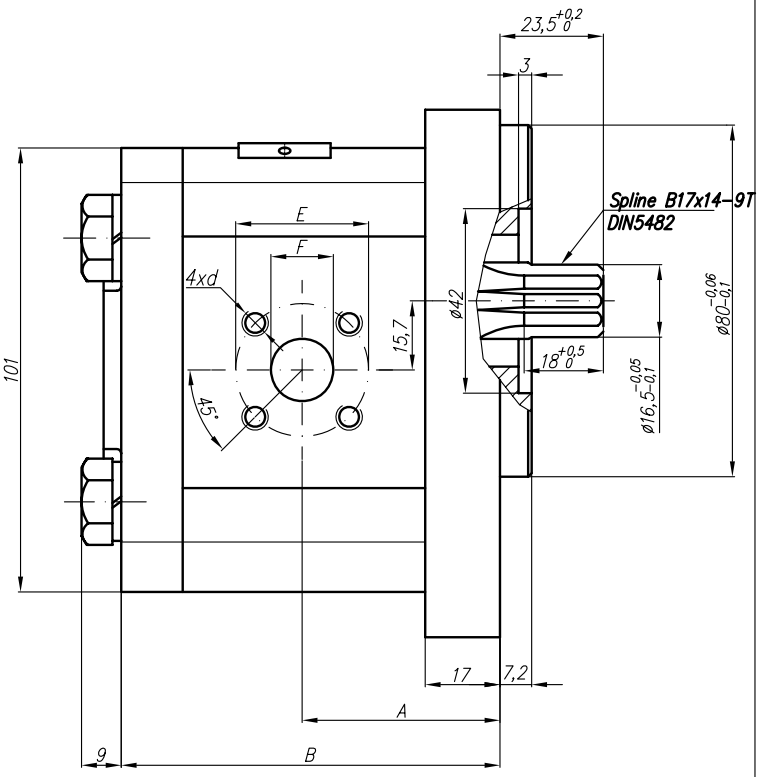

Type	Displacement	Flow		Pressure	max Speed	Dimension							
		at 1500 rpm	at max rpm	P_{nom}	n	A	B	Inlet			Outlet		
	cm^3/rev	l/min	l/min	bar	rpm	mm	mm	E	F	d	E	F	d
20A(C)4,5X021	4,5	6,14	14,33	250	3500	39,8	78	40	15	M6-6H	35	15	M6-6H
20A(C)6,3X021	6,3	8,69	20,29	250	3500	41	81						
20A(C)8,2X021	8,2	11,32	26,40	250	3500	43,1	83,9		20				
20A(C)10X021	10	13,95	32,55	250	3500	47,5	87						
20A(C)11X021	11,3	15,76	36,78	250	3500	47,5	89,1						
20A(C)12X021	12	16,92	39,48	250	3500	47,5	90,3						
20A(C)14X021	14	19,95	46,55	250	3500	47,5	93,4						
20A(C)15X021	15	21,60	36,00	250	2500	47,5	94,9						
20A(C)16X021	16	23,04	38,40	250	2500	47,5	96,6						
20A(C)19X021	19	27,36	45,60	200	2500	47,5	101,5						
20A(C)22X021	22	31,68	42,24	180	2000	55	106,5						
20A(C)25X021	25	36,00	48,00	160	2000	57,2	111,4				40	20	

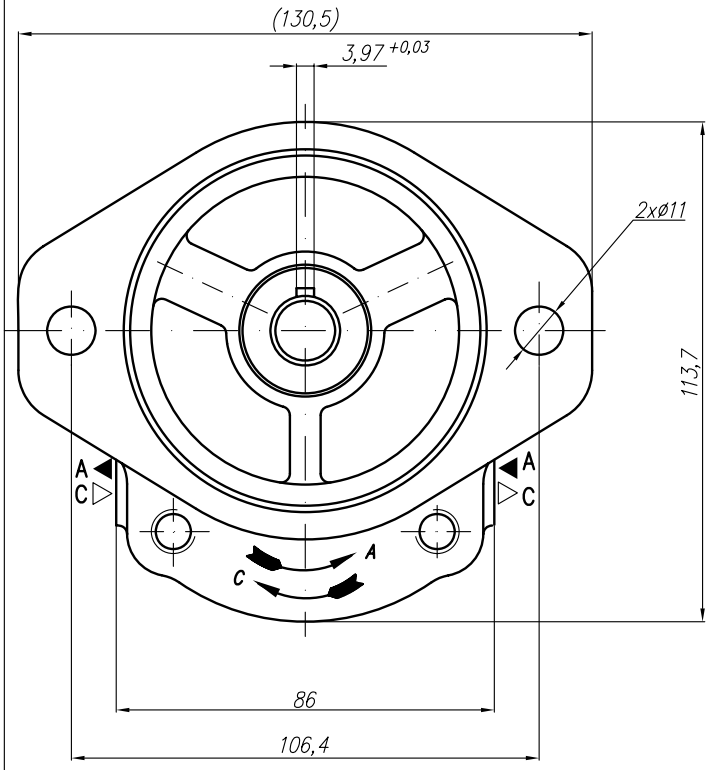

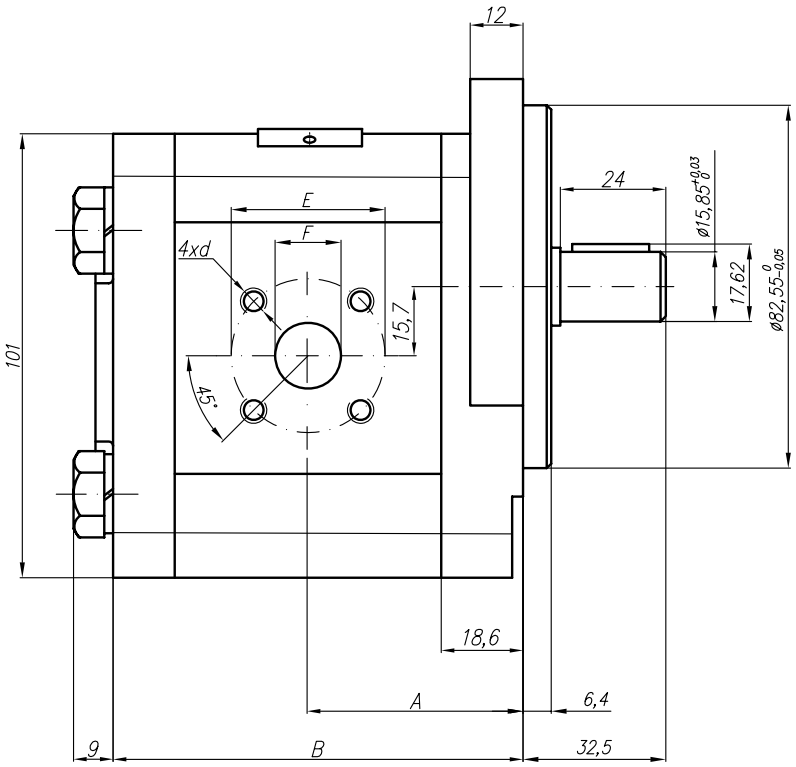

Type	Displacement	Flow		Pressure	max Speed	Dimension							
		at 1500 rpm	at max rpm	P_{nom}	n	A	B	Inlet			Outlet		
	cm^3/rev	l/min	l/min	bar	rpm	mm	mm	E	F	d	E	F	d
20A(C)4,5X022	4,5	6,14	14,33	250	3500	41,4	79,6	40	15	M6-6H	35	15	M6-6H
20A(C)6,3X022	6,3	8,69	20,29	250	3500	42,6	82,6						
20A(C)8,2X022	8,2	11,32	26,40	250	3500	44,7	85,5		20				
20A(C)10X022	10	13,95	32,55	250	3500	49,1	88,6						
20A(C)11X022	11,3	15,76	36,78	250	3500	49,1	90,7						
20A(C)12X022	12	16,92	39,48	250	3500	49,1	91,9						
20A(C)14X022	14	19,95	46,55	250	3500	49,1	95						
20A(C)15X022	15	21,60	36,00	250	2500	49,1	96,5						
20A(C)16X022	16	23,04	38,40	250	2500	49,1	98,2						
20A(C)19X022	19	27,36	45,60	200	2500	49,1	103,1						
20A(C)22X022	22	31,68	42,24	180	2000	56,6	108,1						
20A(C)25X022	25	36,00	48,00	160	2000	58,8	113						

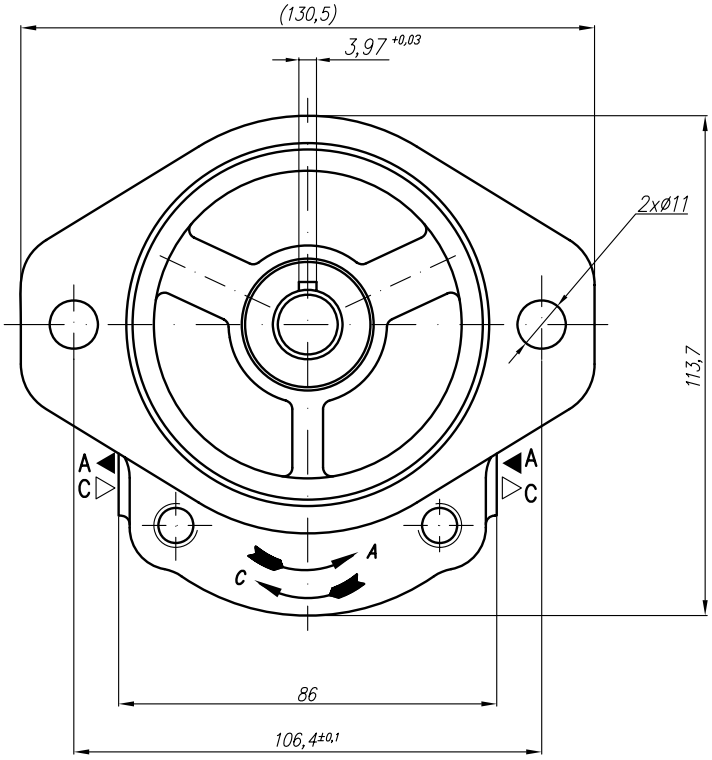

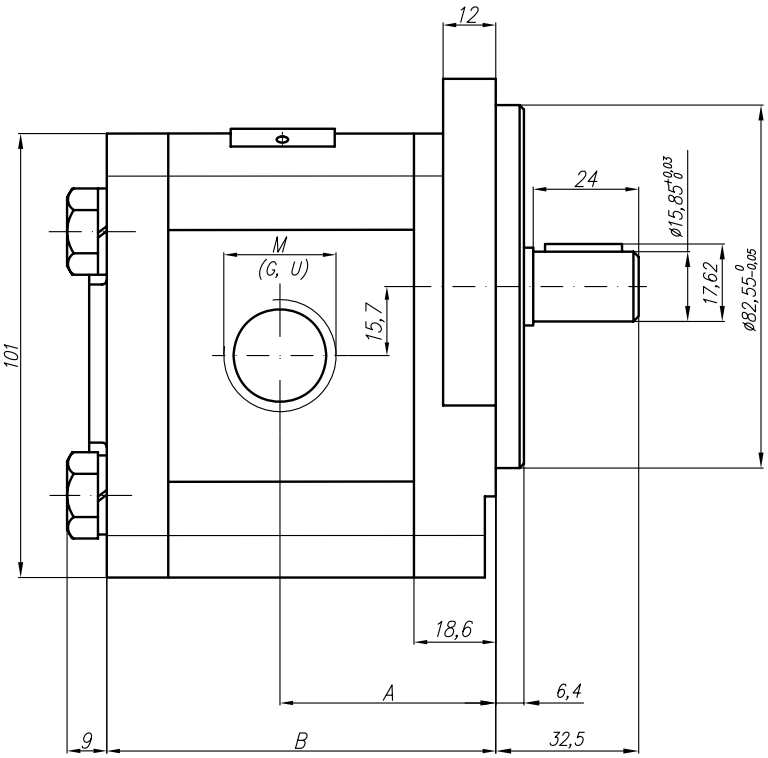

Type	Displacement	Flow		Pressure	max Speed	Dimension							
		at 1500 rpm	at max rpm	P_{nom}	n	A	B	Inlet			Outlet		
	cm^3/rev	l/min	l/min	bar	rpm	mm	mm	M	G	U	M	G	U
20A(C)4,5X030...	4,5	6,14	14,33	250	3500	41,4	79,6	M20x1,5	G1/2	1 1/16"-12UNF	M16x1,5	G1/2	7/8"-14UNF
20A(C)6,3X030...	6,3	8,69	20,29	250	3500	42,6	82,6						
20A(C)8,2X030...	8,2	11,32	26,40	250	3500	44,7	85,5						
20A(C)10X030...	10	13,95	32,55	250	3500	49,1	88,6		G3/4				
20A(C)11X030...	11,3	15,76	36,78	250	3500	49,1	90,7						
20A(C)12X030...	12	16,92	39,48	250	3500	49,1	91,9						
20A(C)14X030...	14	19,95	46,55	250	3500	49,1	95						
20A(C)15X030...	15	21,60	36,00	250	2500	49,1	96,5						
20A(C)16X030...	16	23,04	38,40	250	2500	49,1	98,2						
20A(C)19X030...	19	27,36	45,60	200	2500	49,1	103,1				M20X1,5		
20A(C)22X030...	22	31,68	42,24	180	2000	56,6	108,1						
20A(C)25X030...	25	36,00	48,00	160	2000	58,8	113						
20A(C)14X030H...	14	20,16	47,04	250	3500	55,3	105,7	M20x1,5	G3/4	1 1/16"-12UNF	M16x1,5	G1/2	7/8"-14UNF
20A(C)15X030H...	15	21,60	43,20	250	3000	55,6	106,8						
20A(C)16X030H...	16	23,04	46,08	250	3000	56,5	108,4						
20A(C)17,3X030H...	17,3	24,91	49,82	230	3000	57,6	110,5						
20A(C)18,2X030H...	18,2	26,21	52,42	210	3000	58,4	112,1						
20A(C)19X030H...	19	27,36	54,72	200	3000	59	113,4						
20A(C)22X030H...	22	31,68	52,80	180	2500	61,5	118,4						
20A(C)25X030H...	25	36,00	60,00	160	2500	63,9	123,3						
20A(C)28X030H...	28	40,32	67,20	130	2500	66,4	128,1	M27x2	G1	1 5/16"-12UNF	M20x1,5	G3/4	1 1/16"-12UNF
20A(C)32X030H...	32	46,08	61,44	120	2000	69,6	134,4						
20A(C)36X030H...	36	51,84	69,12	100	2000	72,8	141						

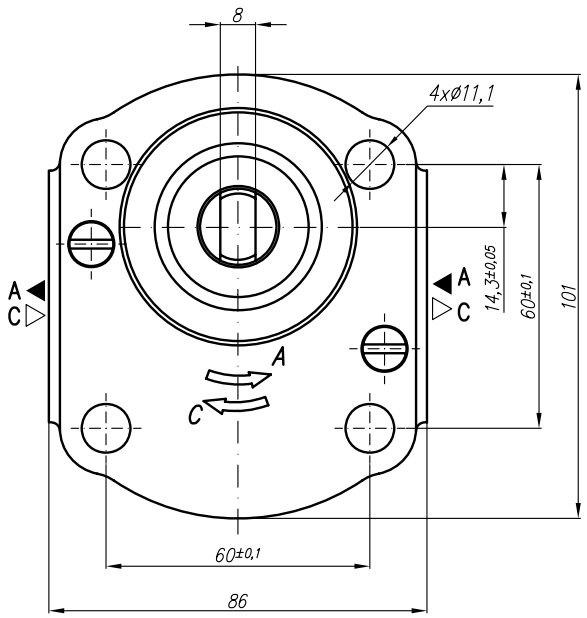

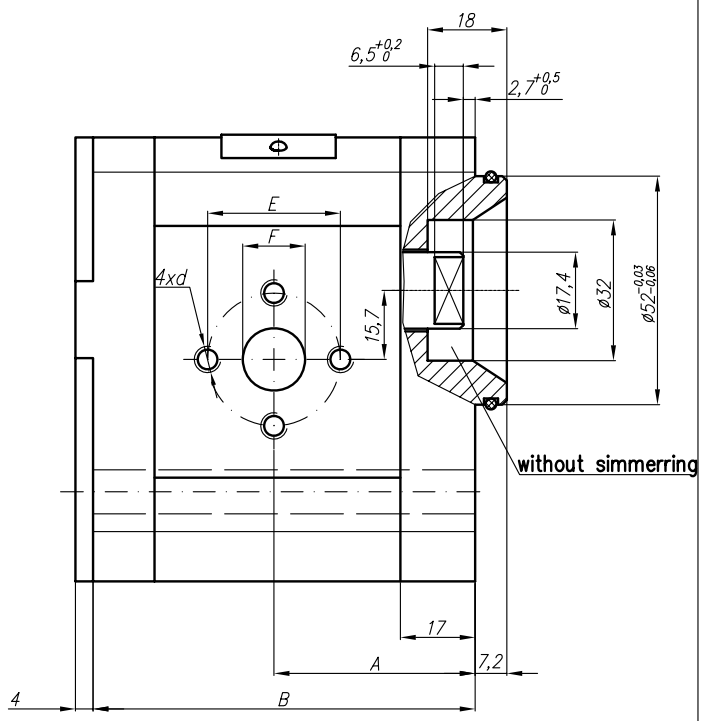

Type	Displacement	Flow		Pressure	max Speed	Dimension							
		at 1500 rpm	at max rpm	P_{nom}	n	A	B	Inlet			Outlet		
	cm^3/rev	l/min	l/min	bar	rpm	mm	mm	E	F	d	E	F	d
20A(C)4,5X066	4,5	6,14	14,33	250	3500	40,5	78	30,2	13,1	M6-6H	30,2	13,1	M6-6H
20A(C)6,3X066	6,3	8,69	20,29	250	3500	42	81						
20A(C)8,2X066	8,2	11,32	26,40	250	3500	43,5	83,9						
20A(C)10X066	10	13,95	32,55	250	3500	45	87	39,7	19	M8-6H		14,2	
20A(C)11X066	11,3	15,76	36,78	250	3500	46	89,1						
20A(C)12X066	12	16,92	39,48	250	3500	46,6	90,3						
20A(C)14X066	14	19,95	46,55	250	3500	48	93,4						
20A(C)15X066	15	21,60	36,00	250	2500	49	95						
20A(C)16X066	16	23,04	38,40	250	2500	50	96,6						
20A(C)19X066	19	27,36	45,60	200	2500	52	101,5						
20A(C)22X066	22	31,68	42,24	180	2000	55	106,5						
20A(C)25X066	25	36,00	48,00	160	2000	57,2	111,4				39,7	19	M8
20A(C)14X066H	14	20,16	47,04	250	3500	55,3	105,7	39,7	19	M8-6H	30,2	14,2	M6-6H
20A(C)15X066H	15	21,60	43,20	250	3000	56	107,2						
20A(C)16X066H	16	23,04	46,08	250	3000	56,9	108,8						
20A(C)17,3X066H	17,3	24,91	49,82	230	3000	58	110,9						
20A(C)18,2X066H	18,2	26,21	52,42	210	3000	58,8	112,5						
20A(C)19X066H	19	27,36	54,72	200	3000	59,4	113,8						
20A(C)22X066H	22	31,68	52,80	180	2500	61,9	118,8						
20A(C)25X066H	25	36,00	60,00	160	2500	64,3	123,7				39,7	19	M8-6H
20A(C)28X066H	28	40,32	67,20	130	2500	66,8	128,5						
20A(C)32X066H	32	46,08	61,44	120	2000	70	134,8						
20A(C)36X066H	36	51,84	69,12	100	2000	73,2	141,4						

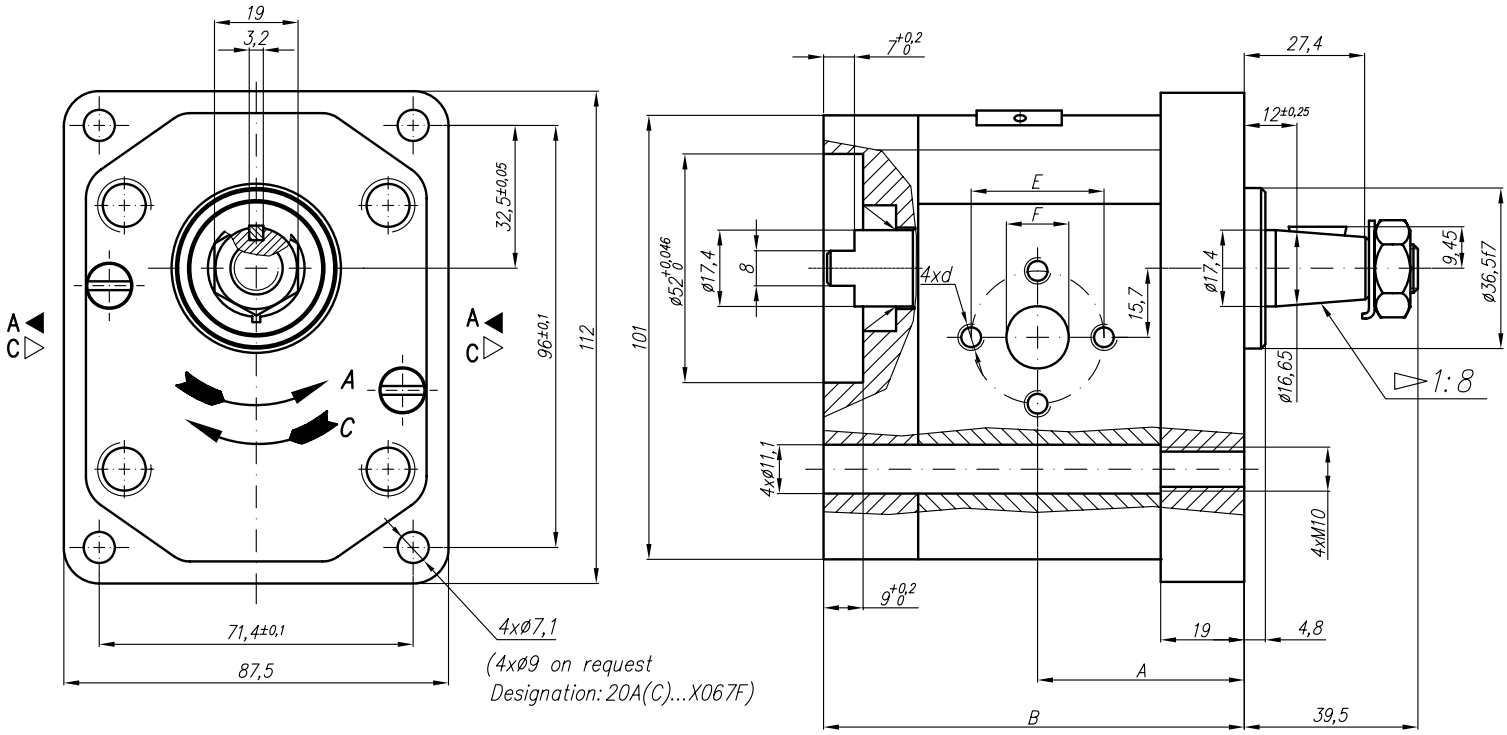

Type	Displacement	Flow		Pressure	max Speed	Dimension							
		at 1500 rpm	at max rpm	P_{nom}	n	A	B	Inlet			Outlet		
	cm^3/rev	l/min	l/min	bar	rpm	mm	mm	E	F	d	E	F	d
20A(C)4,5X067	4,5	6,14	14,33	250	3500	42,5	87,2	30,2	13,1	M6-6H	30,2	13,1	M6-6H
20A(C)6,3X067	6,3	8,69	20,29	250	3500	44	90,2						
20A(C)8,2X067	8,2	11,32	26,40	250	3500	45,5	93,1						
20A(C)10X067	10	13,95	32,55	250	3500	47	96,2	39,7	19	M8-6H		14,2	
20A(C)11X067	11,3	15,76	36,78	250	3500	48	98,2						
20A(C)12X067	12	16,92	39,48	250	3500	48,6	99,5						
20A(C)14X067	14	19,95	46,55	250	3500	50	102,6						
20A(C)15X067	15	21,60	36,00	250	2500	51	104,1						
20A(C)16X067	16	23,04	38,40	250	2500	52	105,8						
20A(C)19X067	19	27,36	45,60	200	2500	54	110,7						
20A(C)22X067	22	31,68	42,24	180	2000	57	115,7						
20A(C)25X067	25	36,00	48,00	160	2000	59,2	120,6				39,7	19	M8
20A(C)14X067H	14	20,16	47,04	250	3500	55,3	112,9	39,7	19	M8-6H	30,2	14,2	M6-6H
20A(C)15X067H	15	21,60	43,20	250	3000	56	114,4						
20A(C)16X067H	16	23,04	46,08	250	3000	56,9	116						
20A(C)17,3X067H	17,3	24,91	49,82	230	3000	58	118,1						
20A(C)18,2X067H	18,2	26,21	52,42	210	3000	58,8	119,7						
20A(C)19X067H	19	27,36	54,72	200	3000	59,4	121						
20A(C)22X067H	22	31,68	52,80	180	2500	61,9	126						
20A(C)25X067H	25	36,00	60,00	160	2500	64,3	130,9				39,7	19	M8-6H
20A(C)28X067H	28	40,32	67,20	130	2500	66,8	135,7						
20A(C)32X067H	32	46,08	61,44	120	2000	70	142						
20A(C)36X067H	36	51,84	69,12	100	2000	73,2	148,6						

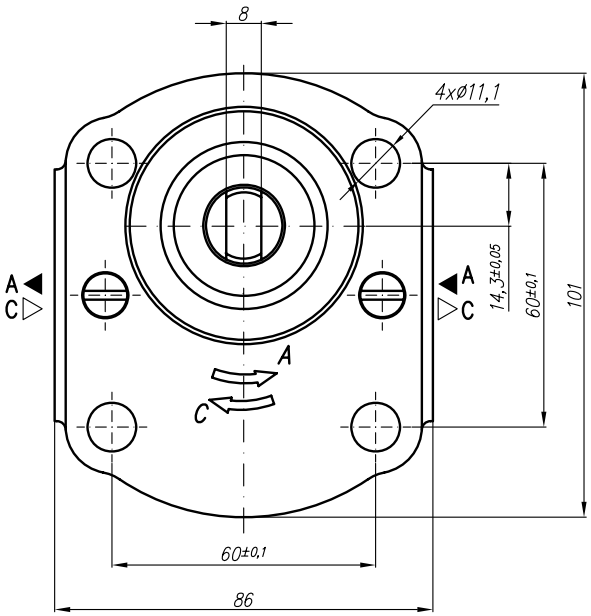

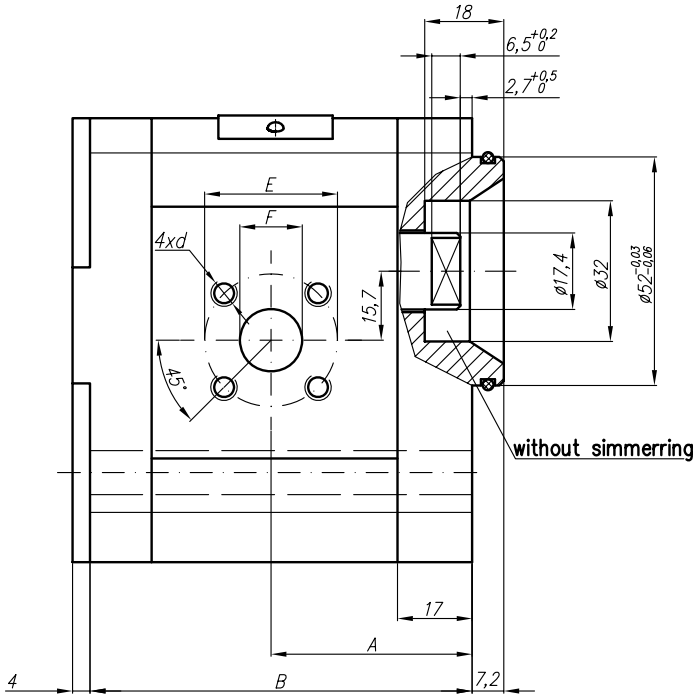

Variant with simmerring in front cover

Designation: 20A(C)...X188AS

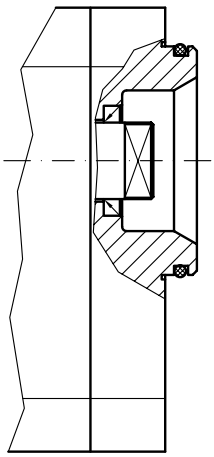

Type	Displacement	Flow		Pressure	max Speed	Dimension							
		at 1500 rpm	at max rpm	P_{nom}	n	A	B	Inlet			Outlet		
	cm^3/rev	l/min	l/min	bar	rpm	mm	mm	E	F	d	E	F	d
20A(C)4,5X072	4,5	6,14	14,33	250	3500	37,3	75,1	40	15	M6-6H	35	15	M6-6H
20A(C)6,3X072	6,3	8,69	20,29	250	3500	38,6	78						
20A(C)8,2X072	8,2	11,32	26,40	250	3500	40,6	78		20				
20A(C)10X072	10	13,95	32,55	250	3500	45	87						
20A(C)11X072	11,3	15,76	36,78	250	3500	45	89,1						
20A(C)12X072	12	16,92	39,48	250	3500	45	90,3						
20A(C)14X072	14	19,95	46,55	250	3500	45	93,4						
20A(C)15X072	15	21,60	36,00	250	2500	45	94,9						
20A(C)16X072	16	23,04	38,40	250	2500	45	96,5						
20A(C)19X072	19	27,36	45,60	200	2500	45	101,5						
20A(C)22X072	22	31,68	42,24	180	2000	52,5	106,5						
20A(C)25X072	25	36,00	48,00	160	2000	57,2	111,4						

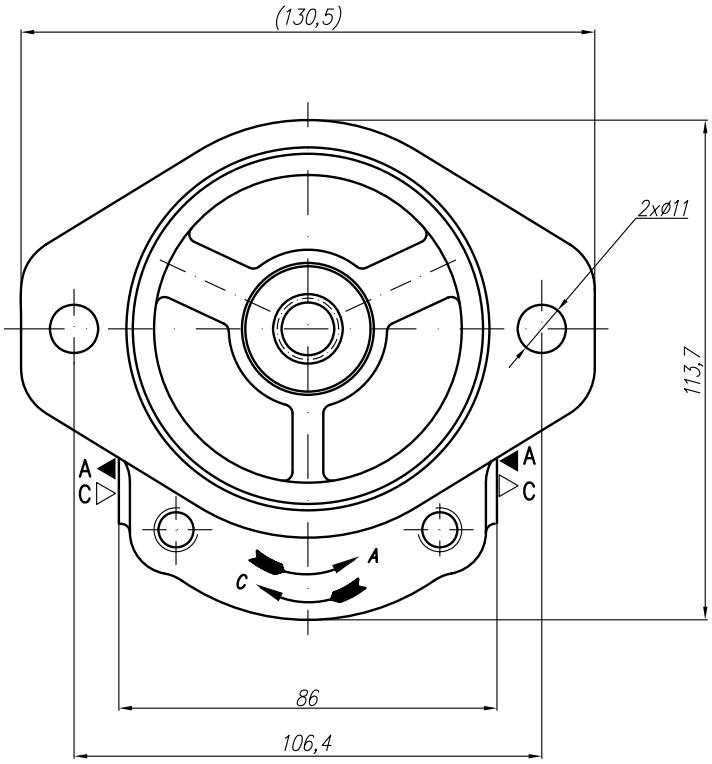

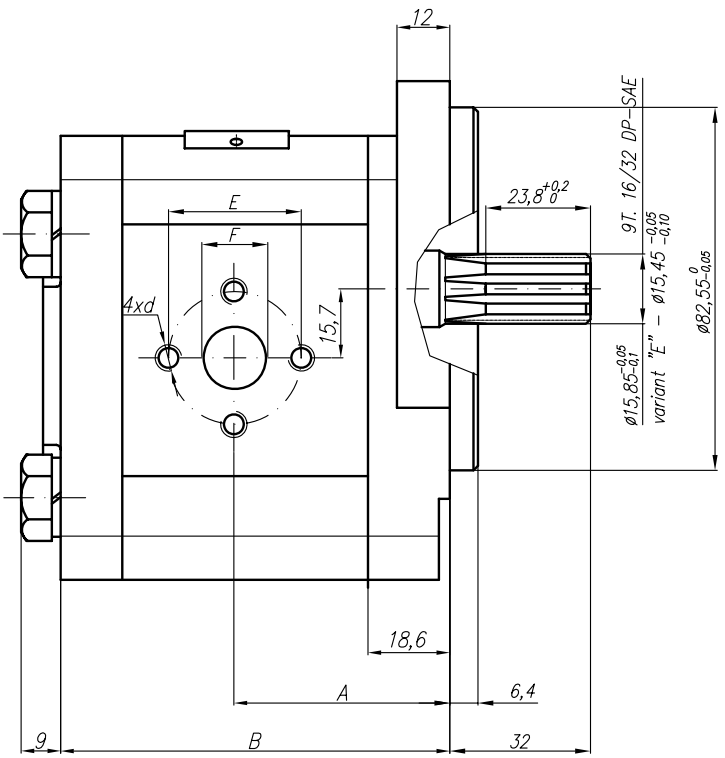

Type	Displacement	Flow		Pressure	max Speed	Dimension							
		at 1500 rpm	at max rpm	P_{nom}	n	A	B	Inlet			Outlet		
	cm^3/rev	l/min	l/min	bar	rpm	mm	mm	E	F	d	E	F	d
20A(C)4,5X073	4,5	6,14	14,33	250	3500	42,1	79,6	30,2	13,1	M6-6H	30,2	13,1	M6-6H
20A(C)6,3X073	6,3	8,69	20,29	250	3500	42,1	79,6						
20A(C)8,2X073	8,2	11,32	26,40	250	3500	42,1	79,6						
20A(C)10X073	10	13,95	32,55	250	3500	46,6	88,7	39,7	19	M8-6H		14,2	
20A(C)11X073	11,3	15,76	36,78	250	3500	47,6	90,7						
20A(C)12X073	12	16,92	39,48	250	3500	48,2	91,9						
20A(C)14X073	14	19,95	46,55	250	3500	49,6	95						
20A(C)15X073	15	21,60	36,00	250	2500	50,6	96,5						
20A(C)16X073	16	23,04	38,40	250	2500	51,6	98,2						
20A(C)19X073	19	27,36	45,60	200	2500	53,6	103,1						
20A(C)22X073	22	31,68	42,24	180	2000	56,6	108,1						
20A(C)25X073	25	36,00	48,00	160	2000	58,8	113				39,7	19	M8
20A(C)14X073H	14	20,16	47,04	250	3500	54,9	105,3	39,7	19	M8-6H	30,2	14,2	M6-6H
20A(C)15X073H	15	21,60	43,20	250	3000	55,6	106,8						
20A(C)16X073H	16	23,04	46,08	250	3000	56,5	108,4						
20A(C)17,3X073H	17,3	24,91	49,82	230	3000	57,6	110,5						
20A(C)18,2X073H	18,2	26,21	52,42	210	3000	58,4	112,1						
20A(C)19X073H	19	27,36	54,72	200	3000	59	113,4						
20A(C)22X073H	22	31,68	52,80	180	2500	61,5	118,4						
20A(C)25X073H	25	36,00	60,00	160	2500	63,9	123,3				39,7	19	M8-6H
20A(C)28X073H	28	40,32	67,20	130	2500	66,4	128,1						
20A(C)32X073H	32	46,08	61,44	120	2000	69,6	134,4						
20A(C)36X073H	36	51,84	69,12	100	2000	72,8	141						

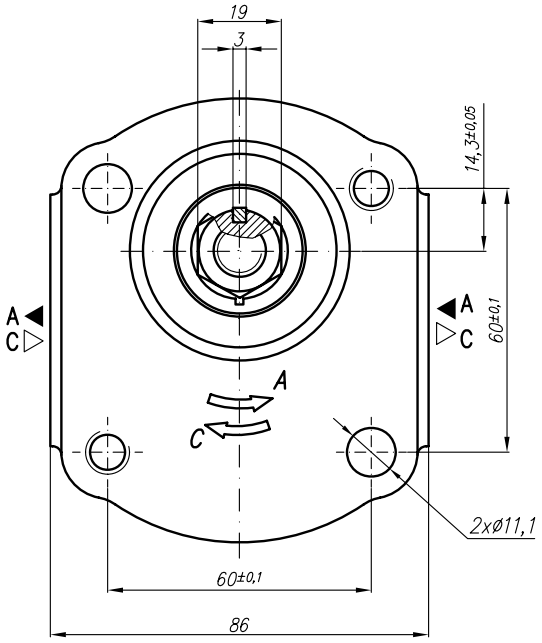

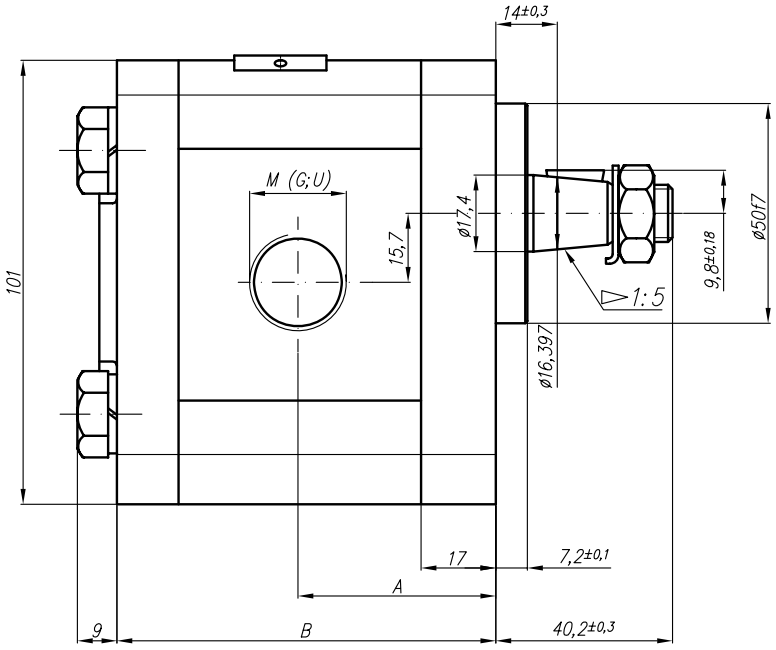

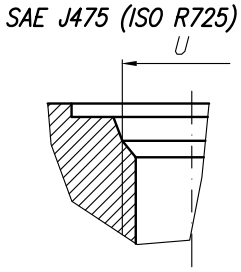

Type	Displacement	Flow		Pressure	max Speed	Dimension							
		at 1500 rpm	at max rpm	P_{nom}	n	A	B	Inlet			Outlet		
	cm^3/rev	l/min	l/min	bar	rpm	mm	mm	M	G	U	M	G	U
20A(C)4,5X074...	4,5	6,14	14,33	250	3500	37,3	75,1	M20x1,5	G1/2	1 1/16"-12UNF	M16x1,5	G1/2	7/8"-14UNF
20A(C)6,3X074...	6,3	8,69	20,29	250	3500	38,6	78						
20A(C)8,2X074...	8,2	11,32	26,40	250	3500	40,6	78		G3/4				
20A(C)10X074...	10	13,95	32,55	250	3500	45	87						
20A(C)11X074...	11,3	15,76	36,78	250	3500	45	89,1						
20A(C)12X074...	12	16,92	39,48	250	3500	45	90,3						
20A(C)14X074...	14	19,95	46,55	250	3500	45	93,4						
20A(C)15X074...	15	21,60	36,00	250	2500	45	94,9						
20A(C)16X074...	16	23,04	38,40	250	2500	45	96,5						
20A(C)19X074...	19	27,36	45,60	200	2500	45	101,5				M20x1,5		
20A(C)22X074...	22	31,68	42,24	180	2000	52,5	106,5						
20A(C)25X074...	25	36,00	48,00	160	2000	57,2	111,4						

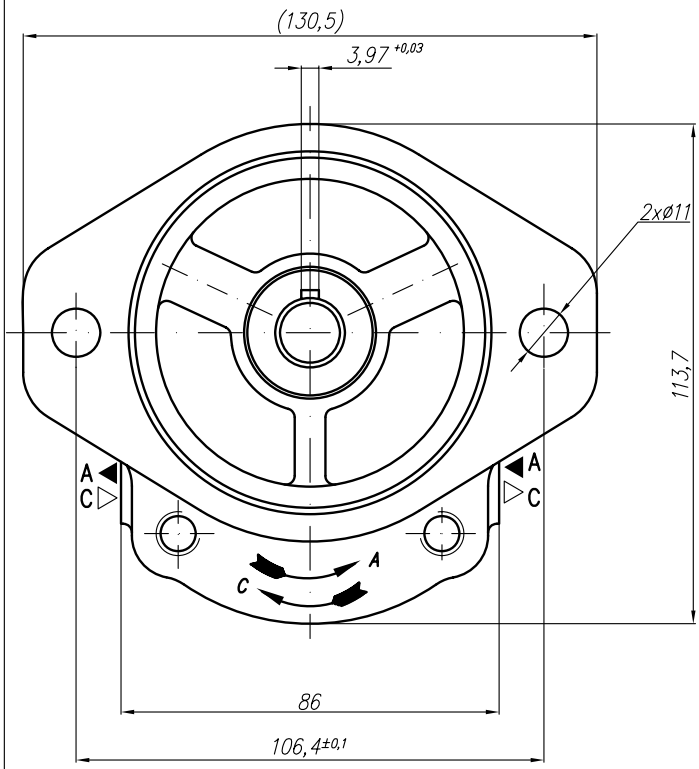

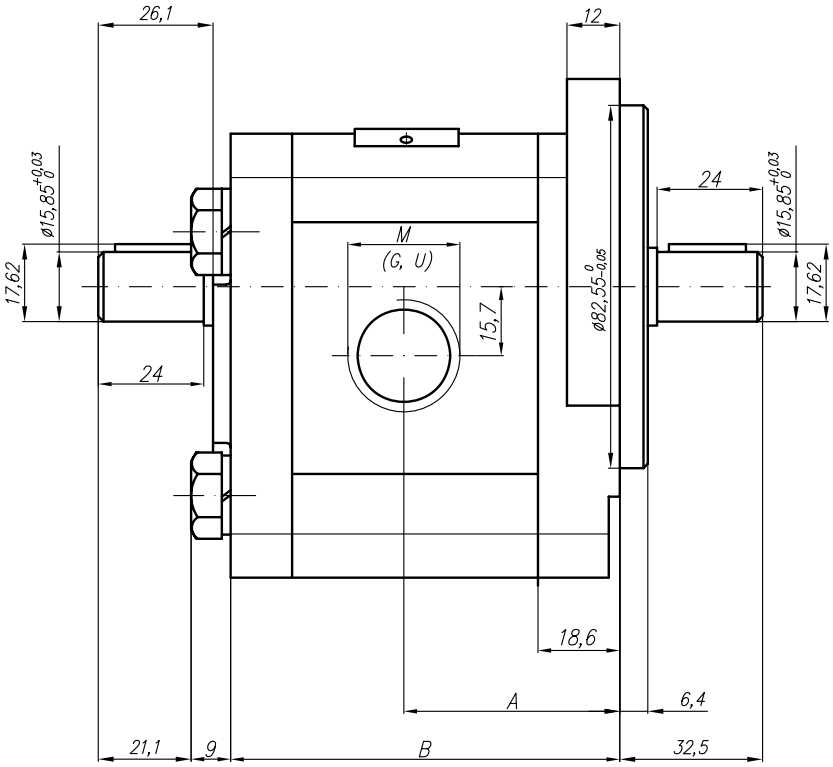

SAE J475 (ISO R725)

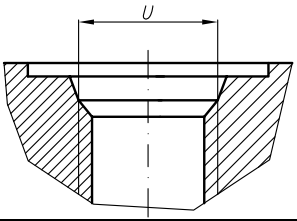

Type	Displacement	Flow		Pressure	max Speed	Dimension							
		at 1500 rpm	at max rpm	P_{nom}	n	A	B	Inlet			Outlet		
	cm^3/rev	l/min	l/min	bar	rpm	mm	mm	M	G	U	M	G	U
20A(C)4,5Y075...	4,5	6,14	14,33	250	3500	42	79,6	M20x1,5	G1/2	1 1/16"-12UNF	M16x1,5	G1/2	7/8"-14UNF
20A(C)6,3Y075...	6,3	8,69	20,29	250	3500	43,6	82,6						
20A(C)8,2Y075...	8,2	11,32	26,40	250	3500	45	85,6						
20A(C)10Y075...	10	13,95	32,55	250	3500	46,6	88,7		G3/4				
20A(C)11Y075...	11,3	15,76	36,78	250	3500	47,6	90,7						
20A(C)12Y075...	12	16,92	39,48	250	3500	48,2	91,9						
20A(C)14Y075...	14	19,95	46,55	250	3500	49,6	95						
20A(C)15Y075...	15	21,60	36,00	250	2500	50,6	96,5						
20A(C)16Y075...	16	23,04	38,40	250	2500	51,6	98,2						
20A(C)19Y075...	19	27,36	45,60	200	2500	53,6	103,1				M20X1,5		
20A(C)22Y075...	22	31,68	42,24	180	2000	56,6	108,1						
20A(C)25Y075...	25	36,00	48,00	160	2000	58,8	113						

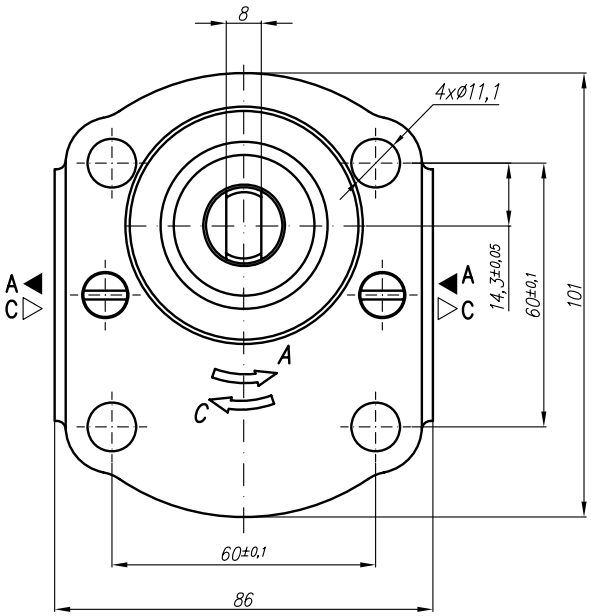

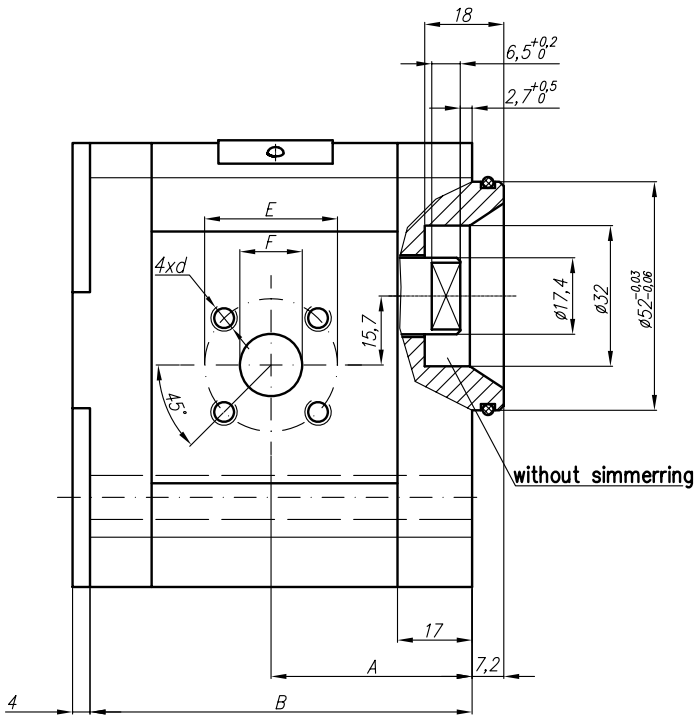

Type	Displacement	Flow		Pressure	max Speed	Dimension							
		at 1500 rpm	at max rpm	P_{nom}	n	A	B	Inlet			Outlet		
	cm^3/rev	l/min	l/min	bar	rpm	mm	mm	E	F	d	E	F	d
20A(C)4,5X077	4,5	6,14	14,33	250	3500	37,3	78	40	15	M6-6H	35	15	M6-6H
20A(C)6,3X077	6,3	8,69	20,29	250	3500	38,6	81						
20A(C)8,2X077	8,2	11,32	26,40	250	3500	40,6	83,9		20				
20A(C)10X077	10	13,95	32,55	250	3500	45	87						
20A(C)11X077	11,3	15,76	36,78	250	3500	45	89						
20A(C)12X077	12	16,92	39,48	250	3500	45	90,3						
20A(C)14X077	14	19,95	46,55	250	3500	45	93,4						
20A(C)15X077	15	21,60	36,00	250	2500	45	95						
20A(C)16X077	16	23,04	38,40	250	2500	45	96,5						
20A(C)19X077	19	27,36	45,60	200	2500	45	101,5						
20A(C)22X077	22	31,68	42,24	180	2000	52,5	106,5						
20A(C)25X077	25	36,00	48,00	160	2000	57,2	111,4						
20A(C)14X077H	14	20,16	47,04	250	3500	50	103,7	40	20	M6-6H	35	15	M6-6H
20A(C)4,5X077H	15	21,60	43,20	250	3000	54	105,2						
20A(C)6,3X077H	16	23,04	46,08	250	3000	54,9	106,8						
20A(C)8,2X077H	17,3	24,91	49,82	230	3000	56	108,9						
20A(C)10X077H	18,2	26,21	52,42	210	3000	56,8	110,5						
20A(C)11X077H	19	27,36	54,72	200	3000	57,4	111,8						
20A(C)12X077H	22	31,68	52,80	180	2500	59,9	116,8						
20A(C)14X077H	25	36,00	60,00	160	2500	62,3	121,7				40	20	
20A(C)15X077H	28	40,32	67,20	130	2500	64,8	126,5						
20A(C)16X077H	32	46,08	61,44	120	2000	68	132,8						
20A(C)19X077H	36	51,84	69,12	100	2000	71,2	139,4						

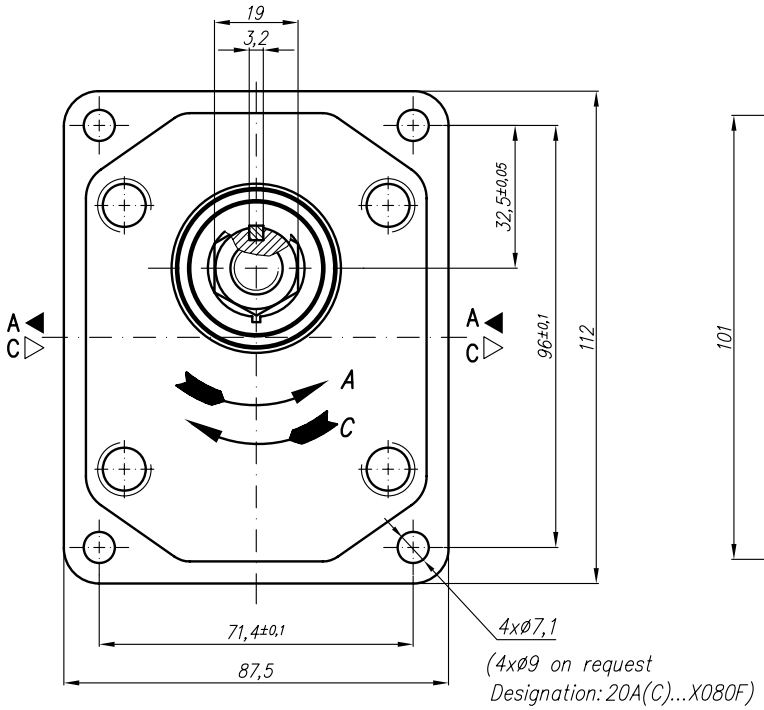

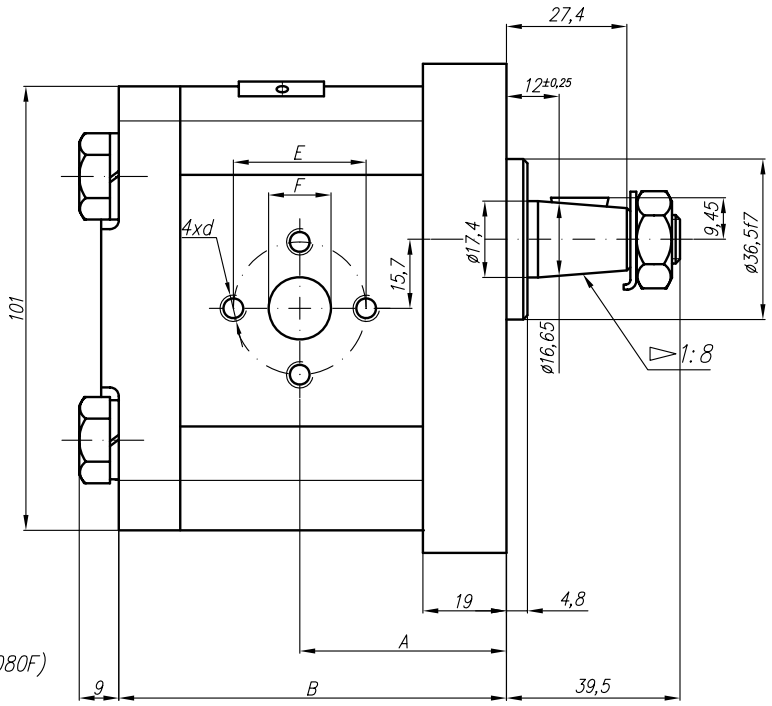

Type	Displacement	Flow		Pressure	max Speed	Dimension							
		at 1500 rpm	at max rpm	P_{nom}	n	A	B	Inlet			Outlet		
	cm^3/rev	l/min	l/min	bar	rpm	mm	mm	E	F	d	E	F	d
20A(C)4,5X080	4,5	6,14	14,33	250	3500	42,5	80	30,2	13,1	1/4-20UNC	30,2	13,1	1/4"-20UNC
20A(C)6,3X080	6,3	8,69	20,29	250	3500	42,5	80						
20A(C)8,2X080	8,2	11,32	26,40	250	3500	42,5	80						
20A(C)10X080	10	13,95	32,55	250	3500	47	89	39,7	19	5/16"-18UNC		14,2	
20A(C)11X080	11,3	15,76	36,78	250	3500	48	91,1						
20A(C)12X080	12	16,92	39,48	250	3500	48,6	92,3						
20A(C)14X080	14	19,95	46,55	250	3500	50	95,4						
20A(C)15X080	15	21,60	36,00	250	2500	51	96,9						
20A(C)16X080	16	23,04	38,40	250	2500	52	98,6						
20A(C)19X080	19	27,36	45,60	200	2500	54	103,5						
20A(C)22X080	22	31,68	42,24	180	2000	57	108,5						
20A(C)25X080	25	36,00	48,00	160	2000	59,2	113,4				39,7	19	5/16"
20A(C)14X080H	14	20,16	47,04	250	3500	55,3	105,7	39,7	19	5/16"-18UNC	30,2	14,2	1/4"-20UNC
20A(C)15X080H	15	21,60	43,20	250	3000	56	107,2						
20A(C)16X080H	16	23,04	46,08	250	3000	56,9	108,8						
20A(C)17,3X080H	17,3	24,91	49,82	230	3000	58	110,9						
20A(C)18,2X080H	18,2	26,21	52,42	210	3000	58,8	112,5						
20A(C)19X080H	19	27,36	54,72	200	3000	59,4	113,8						
20A(C)22X080H	22	31,68	52,80	180	2500	61,9	118,8						
20A(C)25X080H	25	36,00	60,00	160	2500	64,3	123,7				39,7	19	5/16"-18UNC
20A(C)28X080H	28	40,32	67,20	130	2500	66,8	128,5						
20A(C)32X080H	32	46,08	61,44	120	2000	70	134,8						
20A(C)36X080H	36	51,84	69,12	100	2000	73,2	141,4						

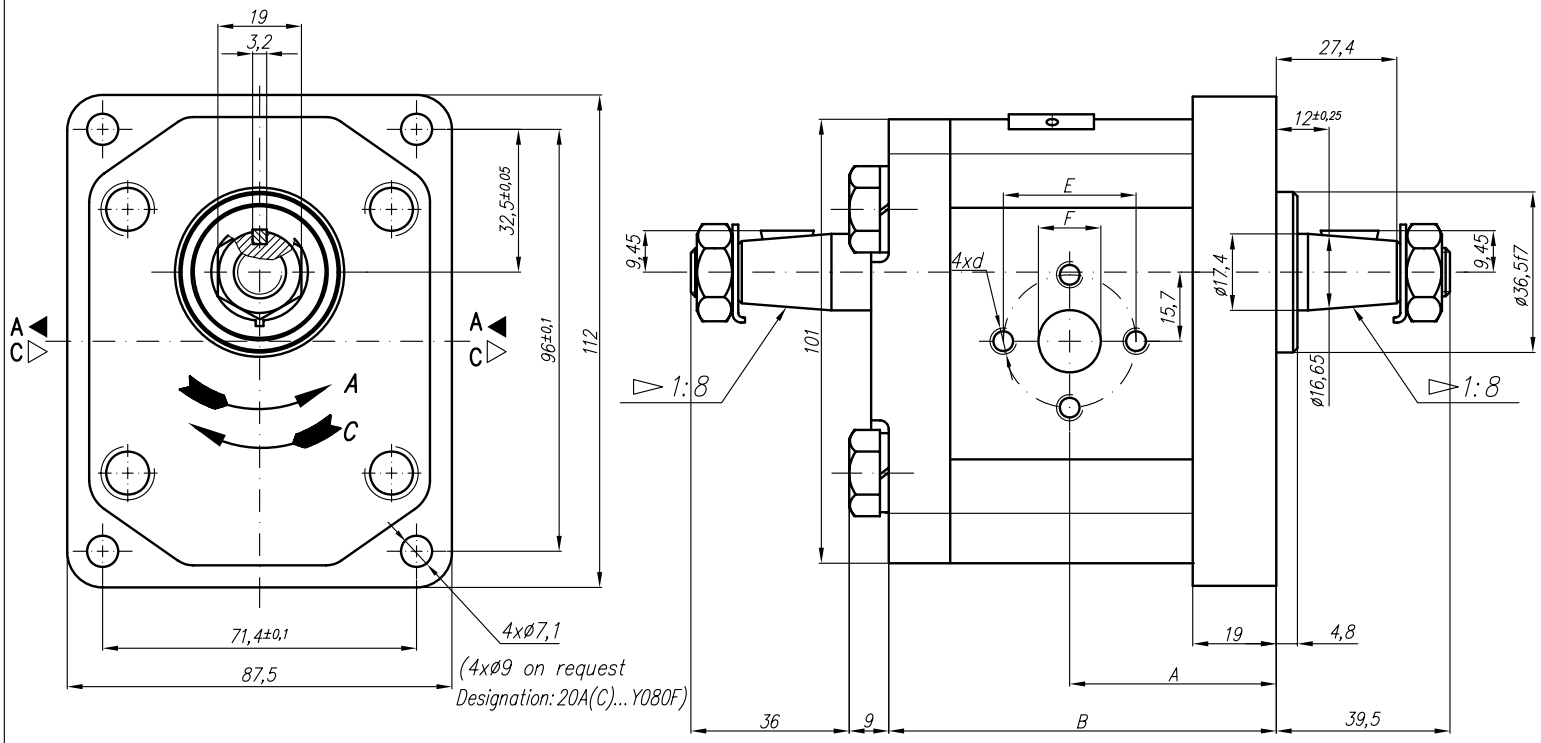

Type	Displacement	Flow		Pressure	max Speed	Dimension							
		at 1500 rpm	at max rpm	P_{nom}	n	A	B	Inlet			Outlet		
	cm^3/rev	l/min	l/min	bar	rpm	mm	mm	E	F	d	E	F	d
20A(C)4,5Y080	4,5	6,14	14,33	250	3500	42,5	80	30,2	13,1	1/4-20UNC	30,2	13,1	1/4"-20UNC
20A(C)6,3Y080	6,3	8,69	20,29	250	3500	42,5	80						
20A(C)8,2Y080	8,2	11,32	26,40	250	3500	42,5	80						
20A(C)10Y080	10	13,95	32,55	250	3500	47	89	39,7	19	5/16"-18UNC		14,2	
20A(C)11Y080	11,3	15,76	36,78	250	3500	48	91,1						
20A(C)12Y080	12	16,92	39,48	250	3500	48,6	92,3						
20A(C)14Y080	14	19,95	46,55	250	3500	50	95,4						
20A(C)15Y080	15	21,60	36,00	250	2500	51	96,9						
20A(C)16Y080	16	23,04	38,40	250	2500	52	98,6						
20A(C)19Y080	19	27,36	45,60	200	2500	54	103,5						
20A(C)22Y080	22	31,68	42,24	180	2000	57	108,5						
20A(C)25Y080	25	36,00	48,00	160	2000	59,2	113,4				39,7	19	5/16"

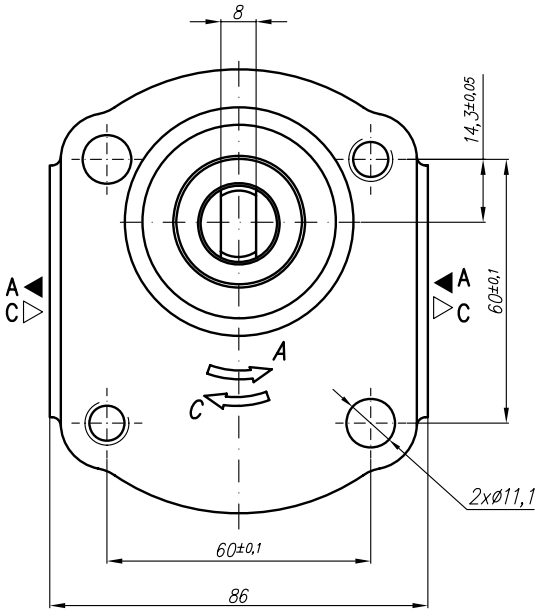

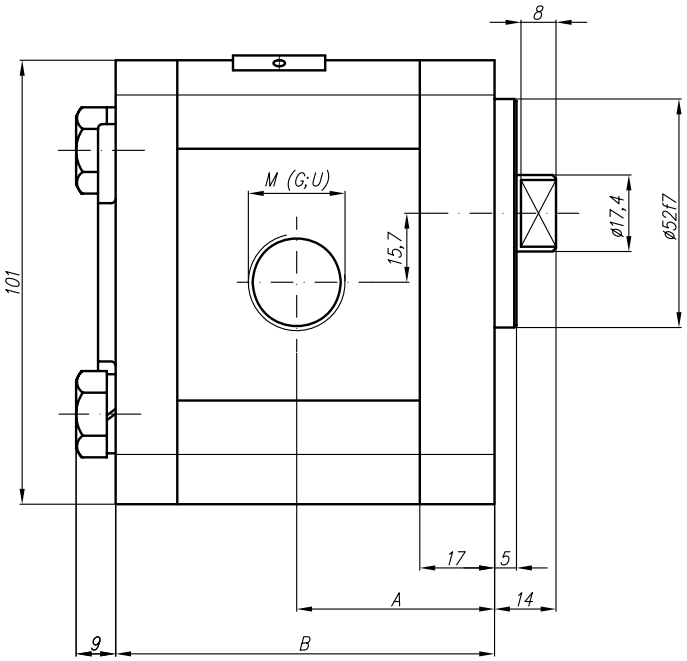

SAE J475 (ISO R725)

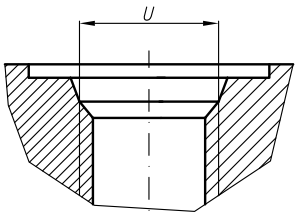

Type	Displacement	Flow		Pressure	max Speed	Dimension							
		at 1500 rpm	at max rpm	P_{nom}	n	A	B	Inlet			Outlet		
	cm^3/rev	l/min	l/min	bar	rpm	mm	mm	M	G	U	M	G	U
20A(C)4,5X083...	4,5	6,14	14,33	250	3500	37,3	75,1	M20x1,5	G1/2	1 1/16"-12UNF	M16x1,5	G1/2	7/8"-14UNF
20A(C)6,3X083...	6,3	8,69	20,29	250	3500	38,6	78						
20A(C)8,2X083...	8,2	11,32	26,40	250	3500	40,6	78						
20A(C)10X083...	10	13,95	32,55	250	3500	45	87		G3/4				
20A(C)11X083...	11,3	15,76	36,78	250	3500	45	89,1						
20A(C)12X083...	12	16,92	39,48	250	3500	45	90,3						
20A(C)14X083...	14	19,95	46,55	250	3500	45	93,4						
20A(C)15X083...	15	21,60	36,00	250	2500	45	94,9						
20A(C)16X083...	16	23,04	38,40	250	2500	45	96,5						
20A(C)19X083...	19	27,36	45,60	200	2500	45	101,5				M20X1,5		
20A(C)22X083...	22	31,68	42,24	180	2000	52,5	106,5						
20A(C)25X083...	25	36,00	48,00	160	2000	57,2	111,4						

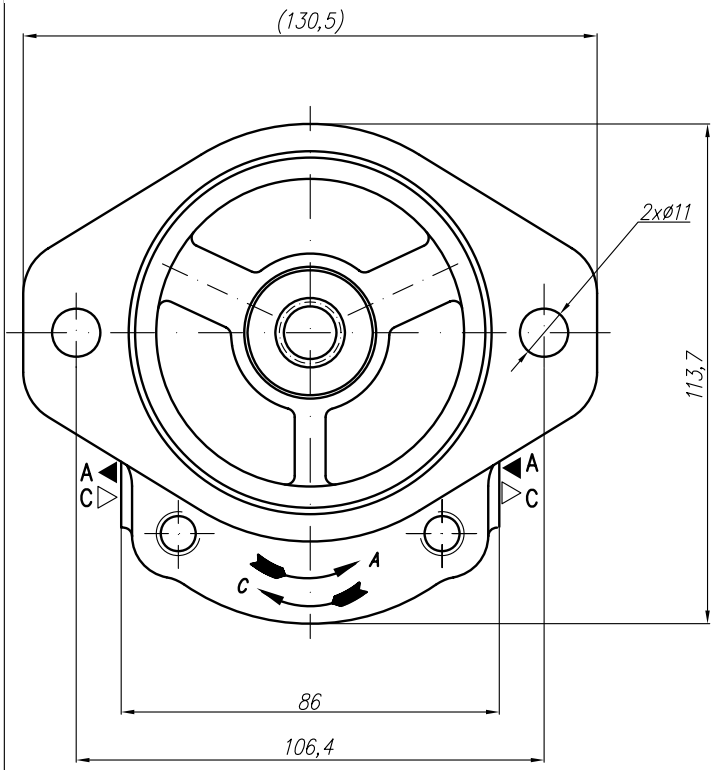

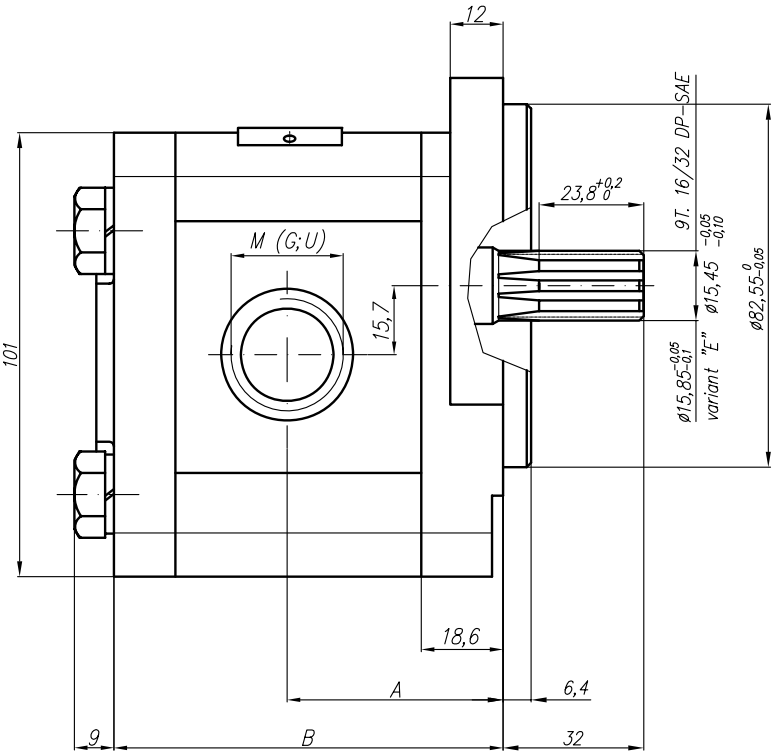

SAE J475 (ISO R725)

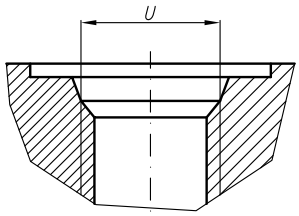

Type	Displacement	Flow		Pressure	max Speed	Dimension							
		at 1500 rpm	at max rpm	P_{nom}	n	A	B	Inlet			Outlet		
	cm^3/rev	l/min	l/min	bar	rpm	mm	mm	M	G	U	M	G	U
20A(C)4,5X085...	4,5	6,14	14,33	250	3500	42	79,6	M20x1,5	G1/2	1 1/16"-12UNF	M16x1,5	G1/2	7/8"-14UNF
20A(C)6,3X085...	6,3	8,69	20,29	250	3500	43,6	82,6						
20A(C)8,2X085...	8,2	11,32	26,40	250	3500	45	85,6						
20A(C)10X085...	10	13,95	32,55	250	3500	46,6	88,7		G3/4				
20A(C)11X085...	11,3	15,76	36,78	250	3500	47,6	90,7						
20A(C)12X085...	12	16,92	39,48	250	3500	48,2	91,9						
20A(C)14X085...	14	19,95	46,55	250	3500	49,6	95						
20A(C)15X085...	15	21,60	36,00	250	2500	50,6	96,5						
20A(C)16X085...	16	23,04	38,40	250	2500	51,6	98,2						
20A(C)19X085...	19	27,36	45,60	200	2500	53,6	103,1				M20X1,5		
20A(C)22X085...	22	31,68	42,24	180	2000	56,6	108,1						
20A(C)25X085...	25	36,00	48,00	160	2000	58,8	113						
20A(C)14X085H...	14	20,16	47,04	250	3500	54,8	105,7	M20x1,5	G3/4	1 1/16"-12UNF	M16x1,5	G1/2	7/8"-14UNF
20A(C)15X085H...	15	21,60	43,20	250	3000	55,6	106,8						
20A(C)16X085H...	16	23,04	46,08	250	3000	56,5	108,4						
20A(C)17,3X085H...	17,3	24,91	49,82	230	3000	57,6	110,5						
20A(C)18,2X085H...	18,2	26,21	52,42	210	3000	58,4	112,1						
20A(C)19X085H...	19	27,36	54,72	200	3000	59	113,4						
20A(C)22X085H...	22	31,68	52,80	180	2500	61,5	118,4						
20A(C)25X085H...	25	36,00	60,00	160	2500	63,9	123,3						
20A(C)28X085H...	28	40,32	67,20	130	2500	66,4	128,1	M27x2	G1	1 5/16"-12	M20x1,5	G3/4	1 1/16"-12
20A(C)32X085H...	32	46,08	61,44	120	2000	69,6	134,4						
20A(C)36X085H...	36	51,84	69,12	100	2000	72,8	141						

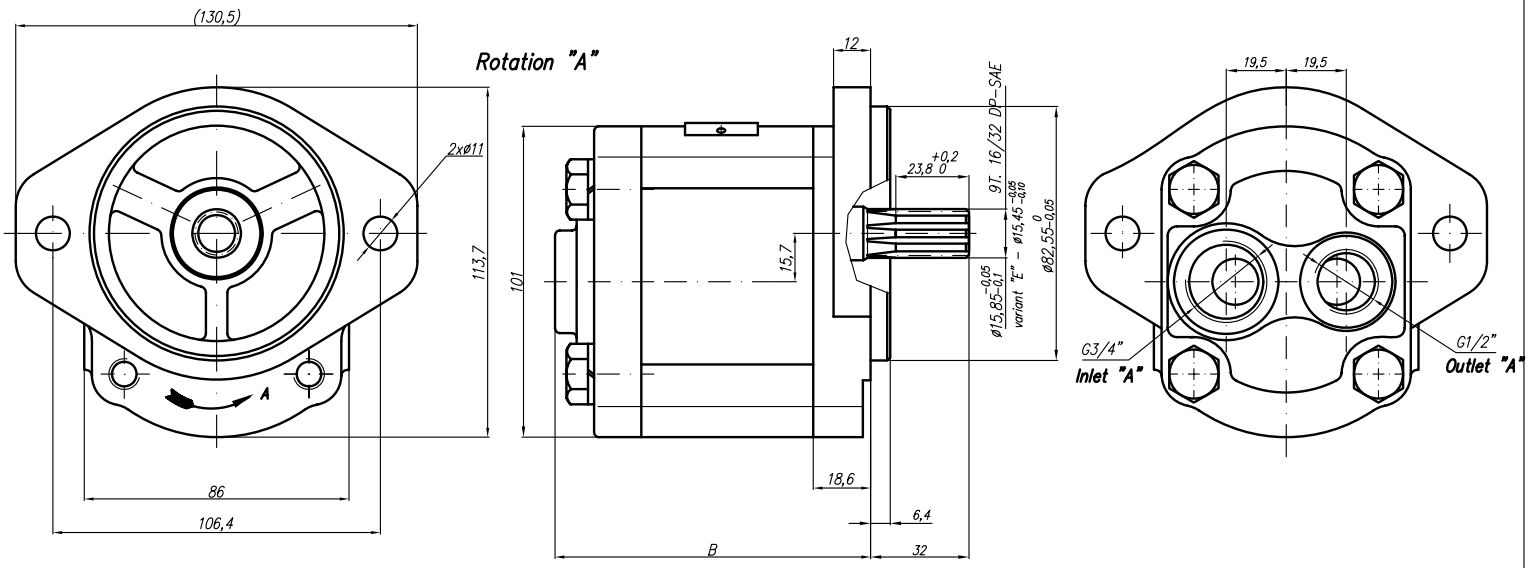

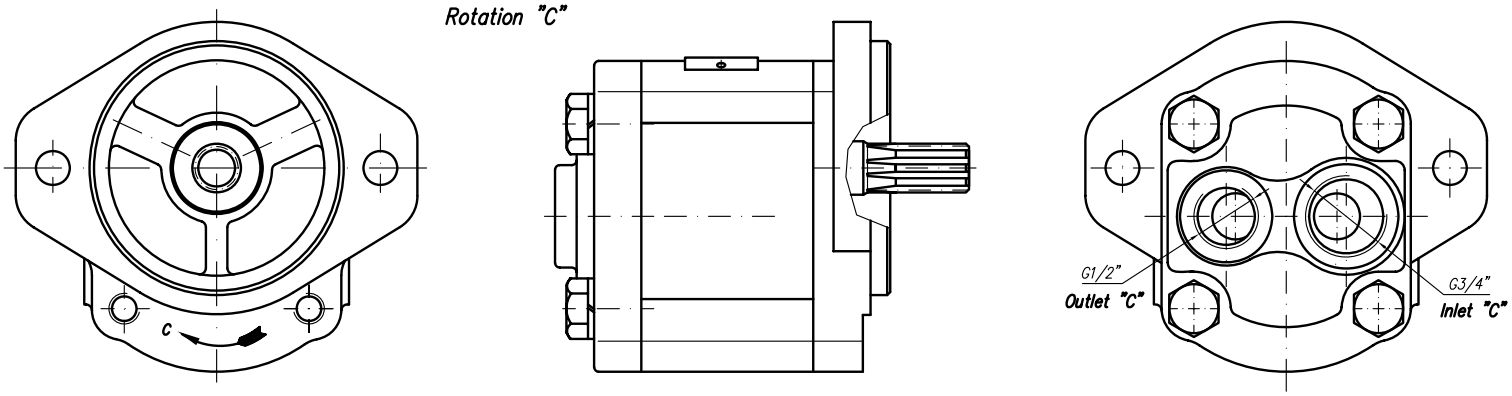

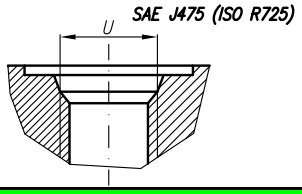

Type	Displacement	Flow		Pressure	max Speed	Dimension							
		at 1500 rpm	at max rpm	P_{nom}	n	A	B	Inlet			Outlet		
	cm^3/rev	l/min	l/min	bar	rpm	mm	mm	M	G	U	M	G	U
20A(C)4,5X085W	4,5	6,14	14,33	250	3500		93,6						
20A(C)6,3X085W	6,3	8,69	20,29	250	3500		96,6						
20A(C)8,2X085W	8,2	11,32	26,40	250	3500		99,5						
20A(C)10X085W	10	13,95	32,55	250	3500		102,5						
20A(C)11X085W	11,3	15,76	36,78	250	3500		104,6						
20A(C)12X085W	12	16,92	39,48	250	3500		105,9		G3/4	1 1/16"-12UNF		G1/2	7/8"-14UNF
20A(C)14X085W	14	19,95	46,55	250	3500		108,9						
20A(C)15X085W	15	21,60	36,00	250	2500		110,5						
20A(C)16X085W	16	23,04	38,40	250	2500		112,1						
20A(C)19X085W	19	27,36	45,60	200	2500		117,1						
20A(C)22X085W	22	31,68	42,24	180	2000		122,1						
20A(C)25X085W	25	36,00	48,00	160	2000		127						

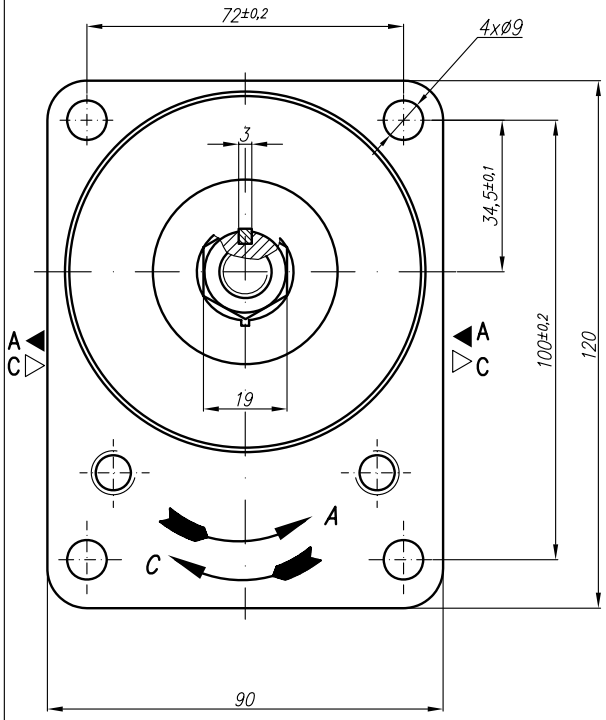

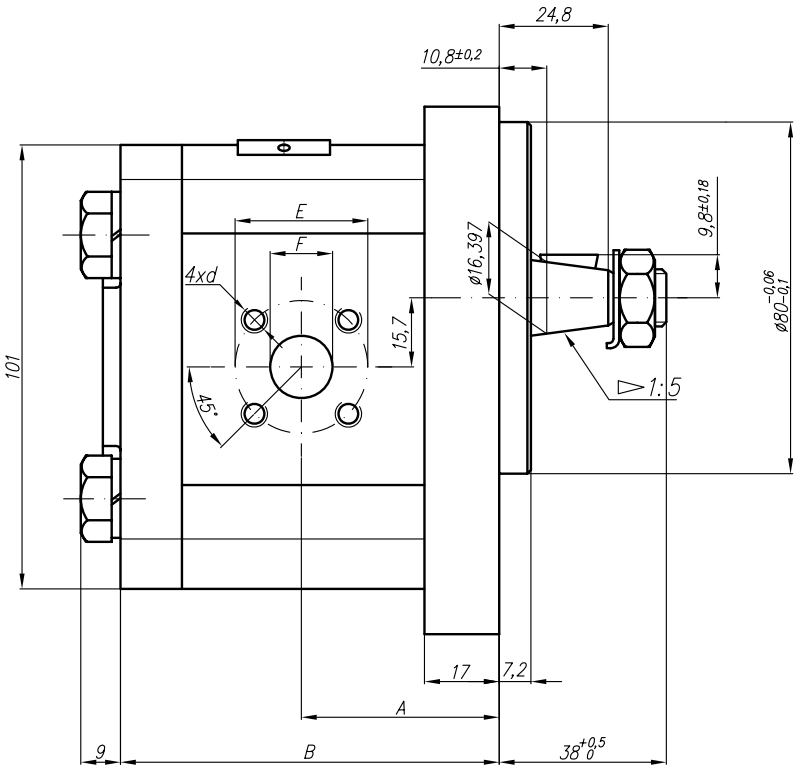

Type	Displacement	Flow		Pressure	max Speed	Dimension							
		at 1500 rpm	at max rpm	P_{nom}	n	A	B	Inlet			Outlet		
	cm^3/rev	l/min	l/min	bar	rpm	mm	mm	E	F	d	E	F	d
20A(C)4,5X086	4,5	6,14	14,33	250	3500	39,8	78	40	15	M6-6H	35	15	M6-6H
20A(C)6,3X086	6,3	8,69	20,29	250	3500	41	81						
20A(C)8,2X086	8,2	11,32	26,40	250	3500	43,1	83,9		20				
20A(C)10X086	10	13,95	32,55	250	3500	47,5	87						
20A(C)11X086	11,3	15,76	36,78	250	3500	47,5	89						
20A(C)12X086	12	16,92	39,48	250	3500	47,5	90,3						
20A(C)14X086	14	19,95	46,55	250	3500	47,5	93,4						
20A(C)15X086	15	21,60	36,00	250	2500	47,5	95						
20A(C)16X086	16	23,04	38,40	250	2500	47,5	96,5						
20A(C)19X086	19	27,36	45,60	200	2500	47,5	101,5						
20A(C)22X086	22	31,68	42,24	180	2000	55	106,5						
20A(C)25X086	25	36,00	48,00	160	2000	57,2	111,4						
20A(C)14X086H	14	20,16	47,04	250	3500	47,5	103,7	40	20	M6-6H	35	15	M6-6H
20A(C)15X086H	15	21,60	43,20	250	3000	47,5	105,2						
20A(C)16X086H	16	23,04	46,08	250	3000	47,5	106,8						
20A(C)17,3X086H	17,3	24,91	49,82	230	3000	47,5	108,9						
20A(C)18,2X086H	18,2	26,21	52,42	210	3000	47,5	110,5						
20A(C)19X086H	19	27,36	54,72	200	3000	47,5	111,8						
20A(C)22X086H	22	31,68	52,80	180	2500	55	116,8						
20A(C)25X086H	25	36,00	60,00	160	2500	57,2	121,7						
20A(C)28X086H	28	40,32	67,20	130	2500	64,8	126,5				40	20	
20A(C)32X086H	32	46,08	61,44	120	2000	68	132,8						
20A(C)36X086H	36	51,84	69,12	100	2000	71,2	139,4						

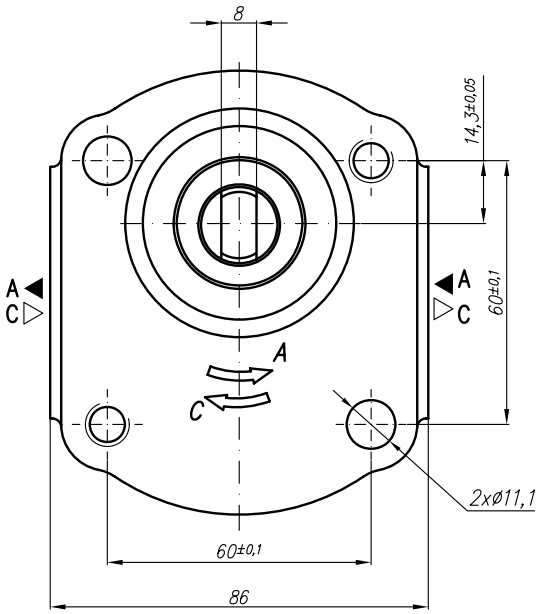

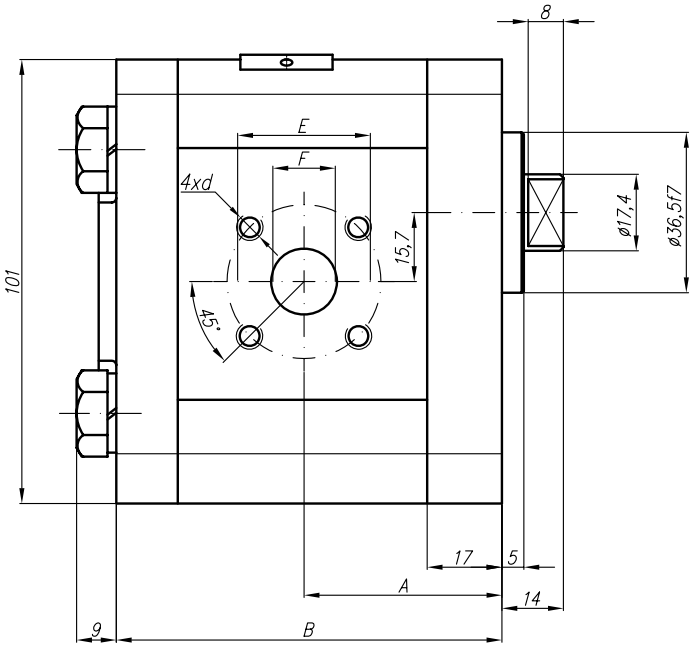

Type	Displacement	Flow		Pressure	max Speed	Dimension							
		at 1500 rpm	at max rpm	P_{nom}	n	A	B	Inlet			Outlet		
	cm^3/rev	l/min	l/min	bar	rpm	mm	mm	E	F	d	E	F	d
20A(C)4,5X087	4,5	6,14	14,33	250	3500	37,3	75,1	40	15	M6-6H	35	15	M6-6H
20A(C)6,3X087	6,3	8,69	20,29	250	3500	38,6	78						
20A(C)8,2X087	8,2	11,32	26,40	250	3500	40,6	78		20				
20A(C)10X087	10	13,95	32,55	250	3500	45	87						
20A(C)11X087	11,3	15,76	36,78	250	3500	45	89,1						
20A(C)12X087	12	16,92	39,48	250	3500	45	90,3						
20A(C)14X087	14	19,95	46,55	250	3500	45	93,4						
20A(C)15X087	15	21,60	36,00	250	2500	45	94,9						
20A(C)16X087	16	23,04	38,40	250	2500	45	96,5						
20A(C)19X087	19	27,36	45,60	200	2500	45	101,5						
20A(C)22X087	22	31,68	42,24	180	2000	52,5	106,5						
20A(C)25X087	25	36,00	48,00	160	2000	57,2	111,4						

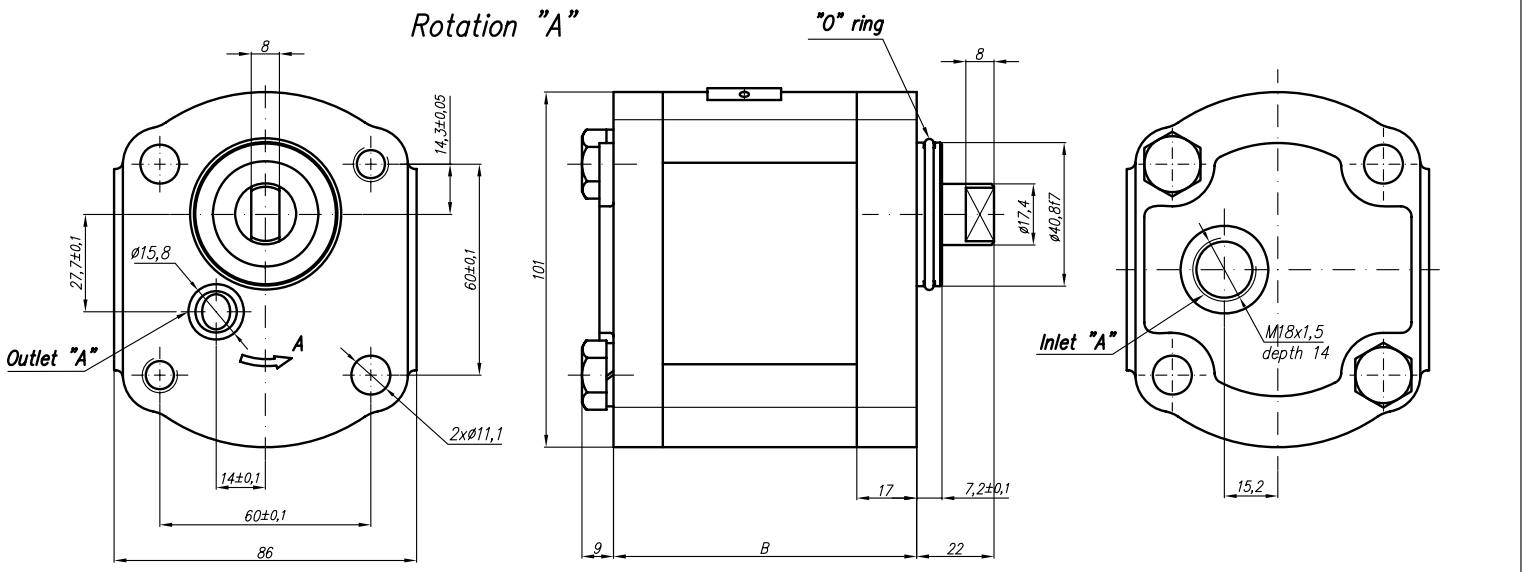

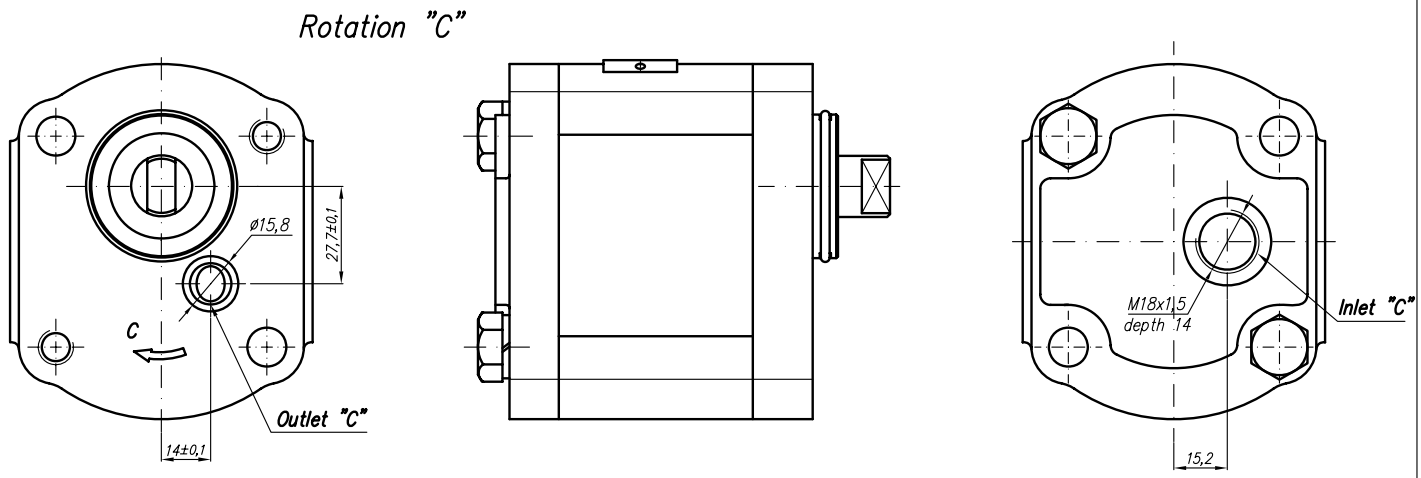

* It's reqiured inlet overpresure 0,2...0,3 bar.

Type	Displacement	Flow		Pressure	max Speed	Dimension							
		at 1500 rpm	at max rpm	P_{nom}	n*	A	B	Inlet			Outlet		
	cm^3/rev	l/min	l/min	bar	rpm	mm	mm	M	G	U			
20A(C)4,5X091	4,5	6,14	14,33	250	3500		75,1	M18x1,5			ø15,8		
20A(C)6,3X091	6,3	8,69	20,29	250	3500		78						
20A(C)8,2X091	8,2	11,32	26,40	250	3500		78						
20A(C)10X091	10	13,95	32,55	250	3500		87						
20A(C)11X091	11,3	15,76	36,78	250	3500		89,1						
20A(C)12X091	12	16,92	39,48	250	3500		90,3						
20A(C)14X091	14	19,95	46,55	250	3500		93,4						
20A(C)15X091	15	21,60	36,00	250	2500		94,9						
20A(C)16X091	16	23,04	38,40	250	2500		96,5						
20A(C)19X091	19	27,36	45,60	200	2500		101,5						
20A(C)22X091	22	31,68	42,24	180	2000		106,5						
20A(C)25X091	25	36,00	48,00	160	2000		111,4						

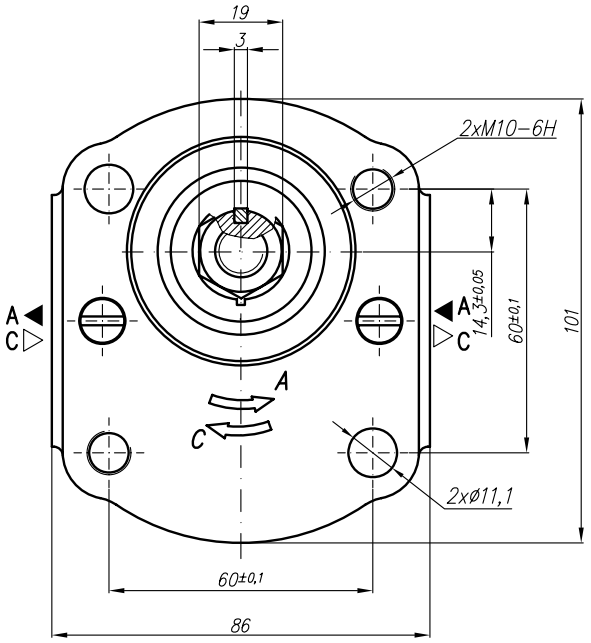

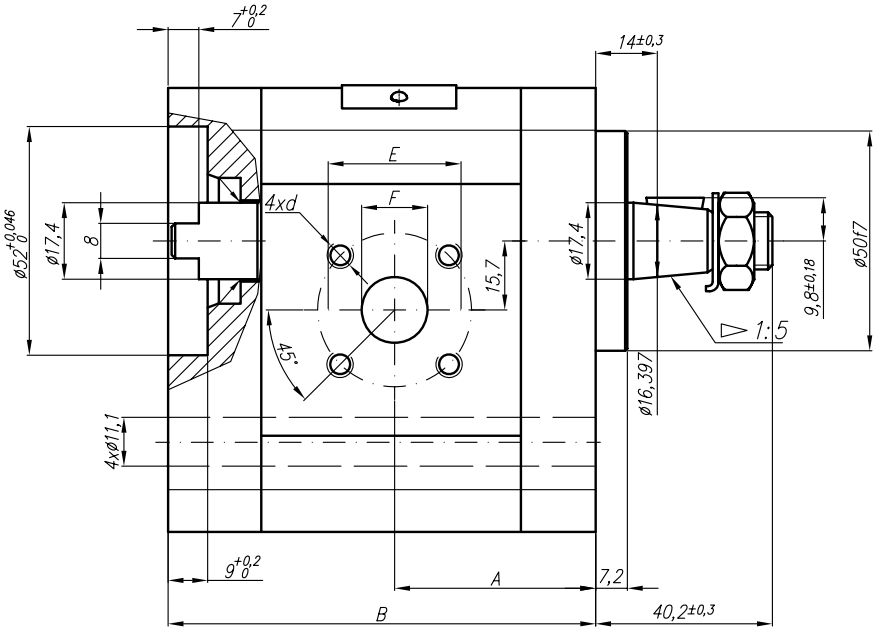

Type	Displacement	Flow		Pressure	max Speed	Dimension							
		at 1500 rpm	at max rpm	P_{nom}	n	A	B	Inlet			Outlet		
	cm^3/rev	l/min	l/min	bar	rpm	mm	mm	E	F	d	E	F	d
20A(C)4,5X095	4,5	6,14	14,33	250	3500	40,5	85,2	40	15	M6-6H	35	15	M6-6H
20A(C)6,3X095	6,3	8,69	20,29	250	3500	42	88,2						
20A(C)8,2X095	8,2	11,32	26,40	250	3500	43,5	91,1		20				
20A(C)10X095	10	13,95	32,55	250	3500	45	94,1						
20A(C)11X095	11,3	15,76	36,78	250	3500	46	96,2						
20A(C)12X095	12	16,92	39,48	250	3500	46,5	97,5						
20A(C)14X095	14	19,95	46,55	250	3500	48	100,6						
20A(C)15X095	15	21,60	36,00	250	2500	49	102,1						
20A(C)16X095	16	23,04	38,40	250	2500	50	103,8						
20A(C)19X095	19	27,36	45,60	200	2500	52	108,7						
20A(C)22X095	22	31,68	42,24	180	2000	55	113,7						
20A(C)25X095	25	36,00	48,00	160	2000	57,2	118,5						
20A(C)14X095H	14	20,16	47,04	250	3500	53,3	110,9	40	20	M6-6H	35	15	M6-6H
20A(C)15X095H	15	21,60	43,20	250	3000	54	112,4						
20A(C)16X095H	16	23,04	46,08	250	3000	54,9	114						
20A(C)17,3X095H	17,3	24,91	49,82	230	3000	56	116,1						
20A(C)18,2X095H	18,2	26,21	52,42	210	3000	56,8	117,7						
20A(C)19X095H	19	27,36	54,72	200	3000	57,4	119						
20A(C)22X095H	22	31,68	52,80	180	2500	59,9	124						
20A(C)25X095H	25	36,00	60,00	160	2500	62,3	128,9						
20A(C)28X095H	28	40,32	67,20	130	2500	64,8	133,7				40	20	
20A(C)32X095H	32	46,08	61,44	120	2000	68	140						
20A(C)36X095H	36	51,84	69,12	100	2000	71,2	146,6						

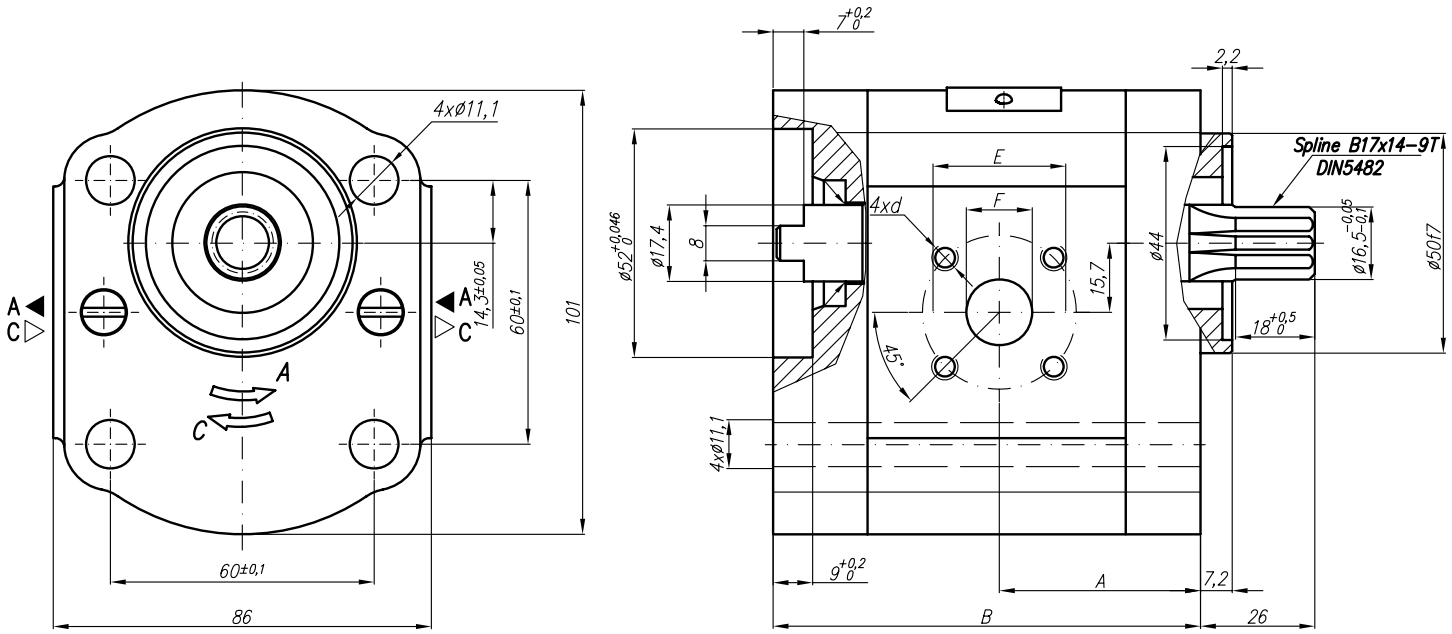

Type	Displacement	Flow		Pressure	max Speed	Dimension							
		at 1500 rpm	at max rpm	P_{nom}	n	A	B	Inlet			Outlet		
	cm^3/rev	l/min	l/min	bar	rpm	mm	mm	E	F	d	E	F	d
20A(C)4,5X096	4,5	6,14	14,33	250	3500	40,5	85,2	40	15	M6-6H	35	15	M6-6H
20A(C)6,3X096	6,3	8,69	20,29	250	3500	42	88,2						
20A(C)8,2X096	8,2	11,32	26,40	250	3500	43,5	91,1		20				
20A(C)10X096	10	13,95	32,55	250	3500	45	94,1						
20A(C)11X096	11,3	15,76	36,78	250	3500	46	96,2						
20A(C)12X096	12	16,92	39,48	250	3500	46,5	97,5						
20A(C)14X096	14	19,95	46,55	250	3500	48	100,6						
20A(C)15X096	15	21,60	36,00	250	2500	49	102,1						
20A(C)16X096	16	23,04	38,40	250	2500	50	103,8						
20A(C)19X096	19	27,36	45,60	200	2500	52	108,7						
20A(C)22X096	22	31,68	42,24	180	2000	55	113,7						
20A(C)25X096	25	36,00	48,00	160	2000	57,2	118,5						
20A(C)14X096H	14	20,16	47,04	250	3500	53,1	110,9	40	20	M6-6H	35	15	M6-6H
20A(C)15X096H	15	21,60	43,20	250	3000	54	112,4						
20A(C)16X096H	16	23,04	46,08	250	3000	54,9	114						
20A(C)17,3X096H	17,3	24,91	49,82	230	3000	56	116,1						
20A(C)18,2X096H	18,2	26,21	52,42	210	3000	56,8	117,7						
20A(C)19X096H	19	27,36	54,72	200	3000	57,4	119						
20A(C)22X096H	22	31,68	52,80	180	2500	59,9	124						
20A(C)25X096H	25	36,00	60,00	160	2500	62,3	128,9						
20A(C)28X096H	28	40,32	67,20	130	2500	64,8	133,7				40	20	
20A(C)32X096H	32	46,08	61,44	120	2000	68	140						
20A(C)36X096H	36	51,84	69,12	100	2000	71,2	146,6						

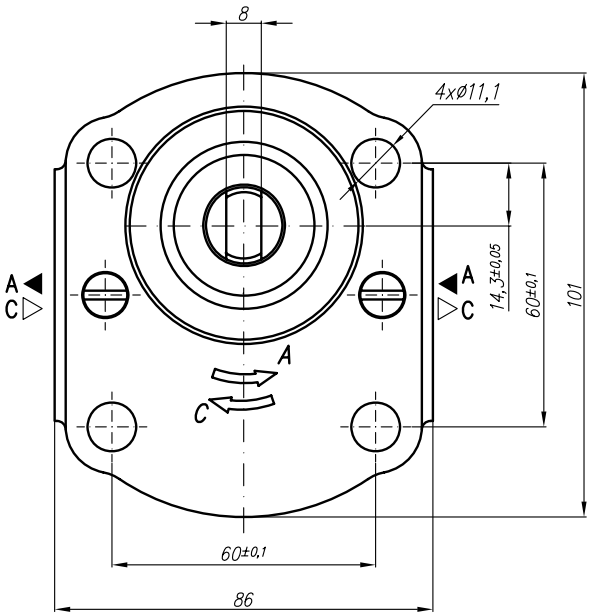

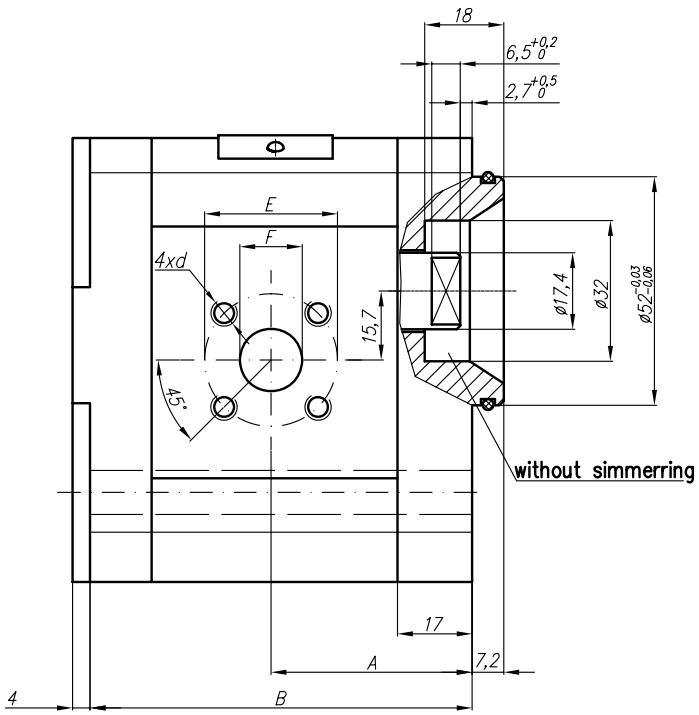

Type	Displacement	Flow		Pressure	max Speed	Dimension							
		at 1500 rpm	at max rpm	P_{nom}	n	A	B	Inlet			Outlet		
	cm^3/rev	l/min	l/min	bar	rpm	mm	mm	E	F	d	E	F	d
20A(C)4,5X097	4,5	6,14	14,33	250	3500	40,5	78	40	15	M6-6H	35	15	M6-6H
20A(C)6,3X097	6,3	8,69	20,29	250	3500	42	81						
20A(C)8,2X097	8,2	11,32	26,40	250	3500	43,5	83,9		20				
20A(C)10X097	10	13,95	32,55	250	3500	45	87						
20A(C)11X097	11,3	15,76	36,78	250	3500	46	89						
20A(C)12X097	12	16,92	39,48	250	3500	46,5	90,3						
20A(C)14X097	14	19,95	46,55	250	3500	48	93,4						
20A(C)15X097	15	21,60	36,00	250	2500	49	95						
20A(C)16X097	16	23,04	38,40	250	2500	50	96,5						
20A(C)19X097	19	27,36	45,60	200	2500	52	101,5						
20A(C)22X097	22	31,68	42,24	180	2000	55	106,5						
20A(C)25X097	25	36,00	48,00	160	2000	57,2	111,4						
20A(C)14X097H	14	20,16	47,04	250	3500	53	110,9	40	20	M6-6H	35	15	M6-6H
20A(C)15X097H	15	21,60	43,20	250	3000	54	105,2						
20A(C)16X097H	16	23,04	46,08	250	3000	54,9	106,8						
20A(C)17,3X097H	17,3	24,91	49,82	230	3000	56	108,9						
20A(C)18,2X097H	18,2	26,21	52,42	210	3000	56,8	110,5						
20A(C)19X097H	19	27,36	54,72	200	3000	57,4	111,8						
20A(C)22X097H	22	31,68	52,80	180	2500	59,9	116,8						
20A(C)25X097H	25	36,00	60,00	160	2500	62,3	121,7						
20A(C)28X097H	28	40,32	67,20	130	2500	64,8	126,5				40	20	
20A(C)32X097H	32	46,08	61,44	120	2000	68	132,8						
20A(C)36X097H	36	51,84	69,12	100	2000	71,2	139,4						

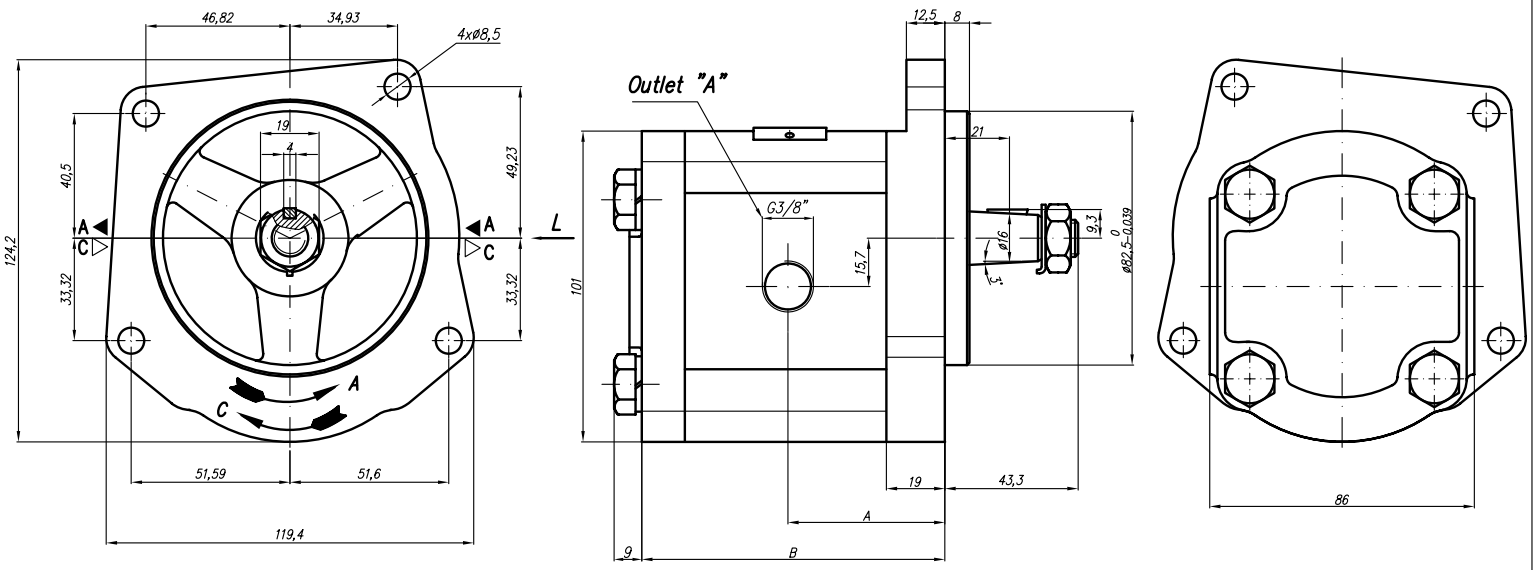

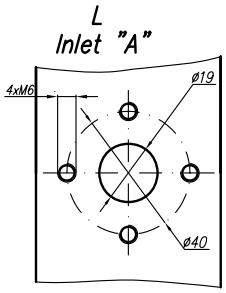

** These pressures recommended for direct drives with gear.*

Type	Displacement	Flow		Pressure	max Speed	Dimension							
		at 1500 rpm	at max rpm	P_{nom}	n	A	B	Inlet			Outlet		
	cm^3/rev	l/min	l/min	bar	rpm	mm	mm	E	F	d	M	G	U
20A(C)15X102	15	21,60	36,00	**250(175*)**	2500	51	96,9	40	19	M6-6H		G3/8	
20A(C)16X102	16	23,04	38,40	**250(175*)**	2500	51	98,5						
20A(C)25X102	25	36,00	48,00	**160(100*)**	2000	59,2	113,4						

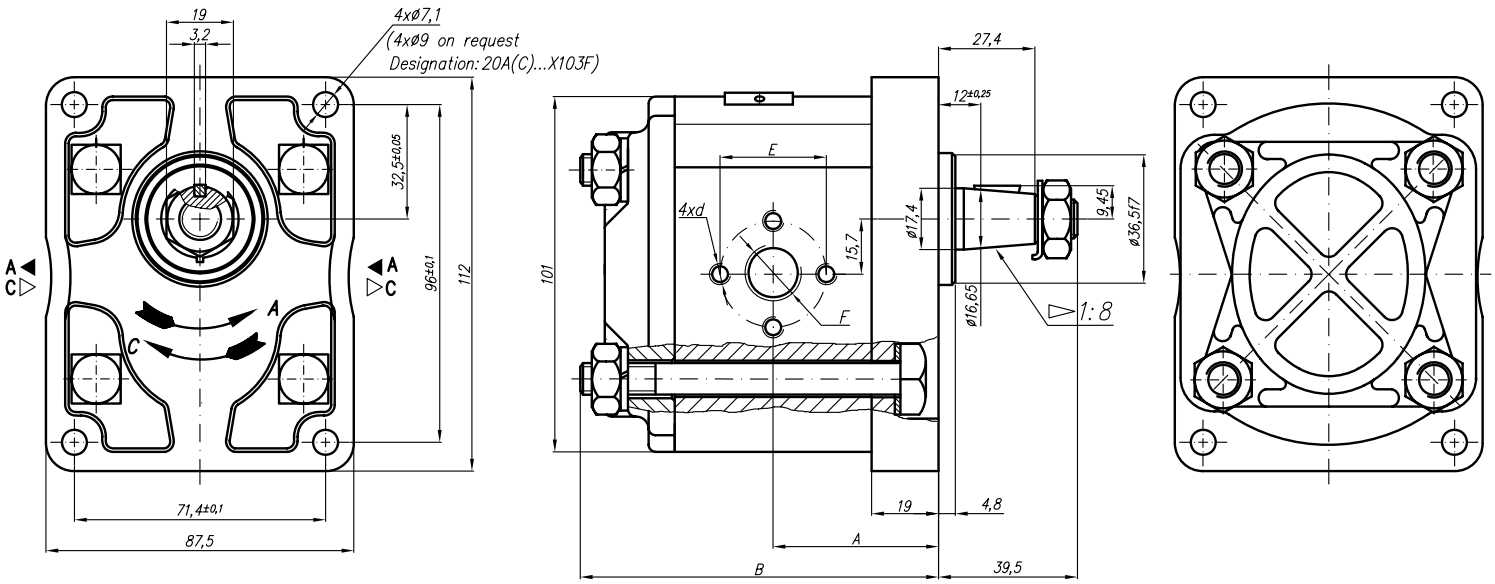

Type	Displacement	Flow		Pressure	max Speed	Dimension							
		at 1500 rpm	at max rpm	P_{nom}	n	A	B	Inlet			Outlet		
	cm^3/rev	l/min	l/min	bar	rpm	mm	mm	E	F	d	E	F	d
20A(C)4,5X103	4,5	6,14	14,33	250	3500						30,2		1/4"-20UNC
20A(C)6,3X103	6,3	8,69	20,29	250	3500								
20A(C)8,2X103	8,2	11,32	26,40	250	3500								
20A(C)10X103	10	13,95	32,55	250	3500			39,7	G1/2"	5/16"-18UNC		G3/8"	
20A(C)11X103	11,3	15,76	36,78	250	3500	48	102						
20A(C)12X103	12	16,92	39,48	250	3500								
20A(C)14X103	14	19,95	46,55	250	3500								
20A(C)15X103	15	21,60	36,00	250	2500								
20A(C)16X103	16	23,04	38,40	250	2500								
20A(C)19X103	19	27,36	45,60	200	2500								
20A(C)22X103	22	31,68	42,24	180	2000								
20A(C)25X103	25	36,00	48,00	160	2000								

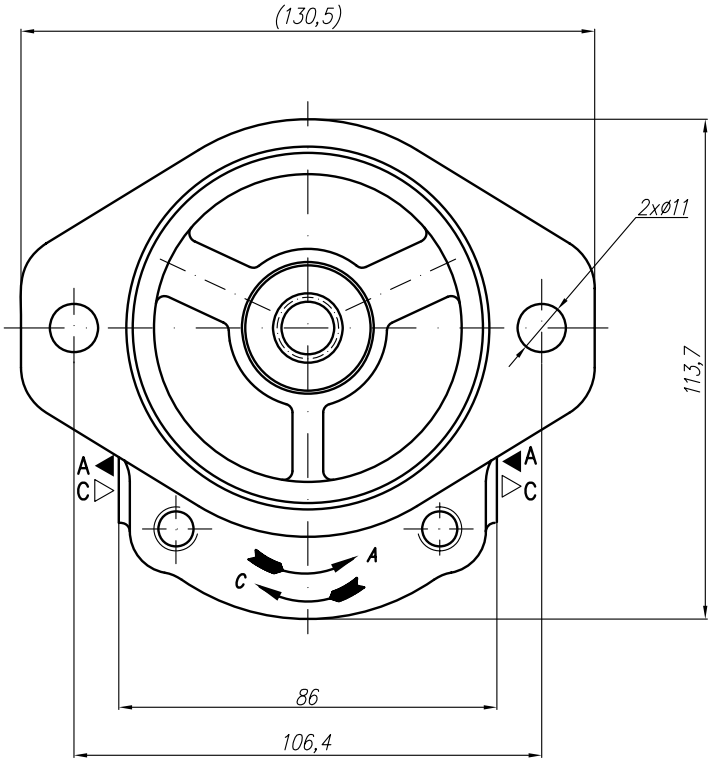

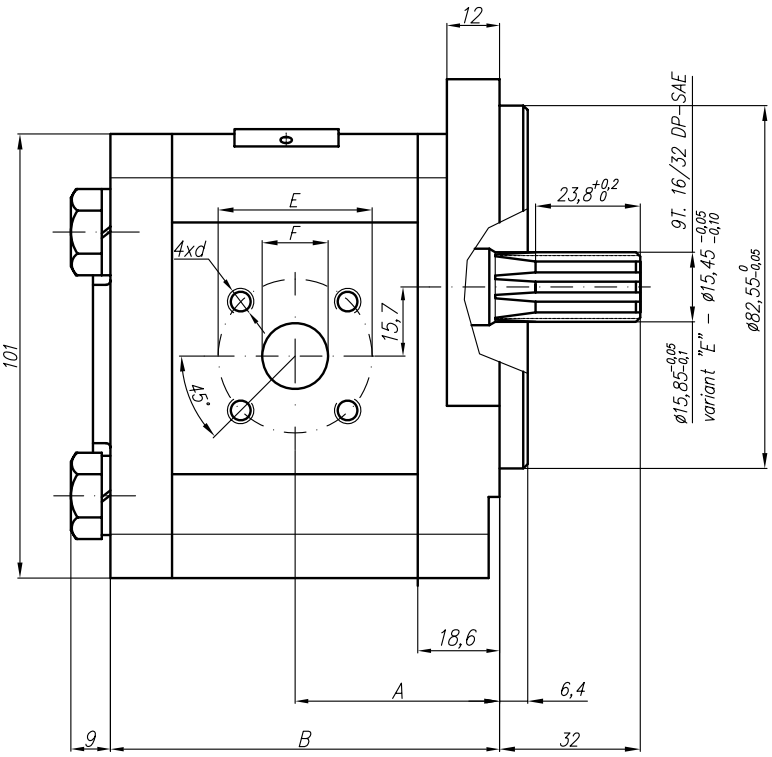

Type	Displacement	Flow		Pressure	max Speed	Dimension							
		at 1500 rpm	at max rpm	P_{nom}	n	A	B	Inlet			Outlet		
	cm^3/rev	l/min	l/min	bar	rpm	mm	mm	E	F	d	E	F	d
20A(C)4,5X104	4,5	6,14	14,33	250	3500	42	79,6	40	15	M6-6H	35	15	M6-6H
20A(C)6,3X104	6,3	8,69	20,29	250	3500	43,6	82,6						
20A(C)8,2X104	8,2	11,32	26,40	250	3500	45	85,6		20				
20A(C)10X104	10	13,95	32,55	250	3500	46,6	88,7						
20A(C)11X104	11,3	15,76	36,78	250	3500	47,6	90,7						
20A(C)12X104	12	16,92	39,48	250	3500	48,2	91,9						
20A(C)14X104	14	19,95	46,55	250	3500	49,6	95						
20A(C)15X104	15	21,60	36,00	250	2500	50,6	96,5						
20A(C)16X104	16	23,04	38,40	250	2500	51,6	98,2						
20A(C)19X104	19	27,36	45,60	200	2500	53,6	103,1						
20A(C)22X104	22	31,68	42,24	180	2000	56,6	108,1						
20A(C)25X104	25	36,00	48,00	160	2000	58,8	113						

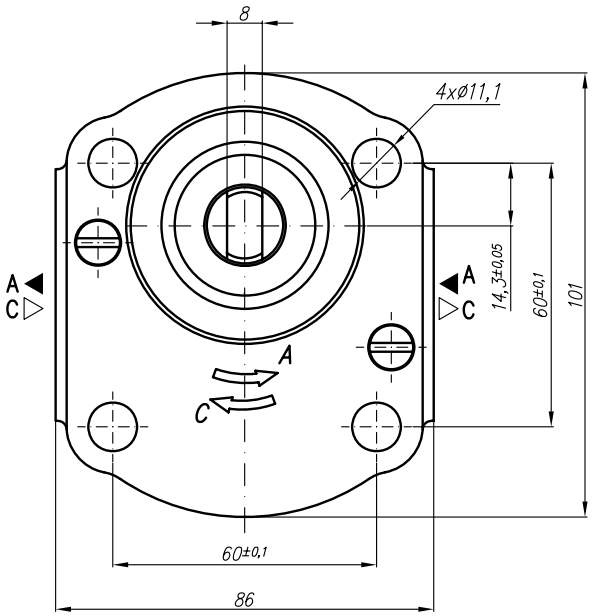

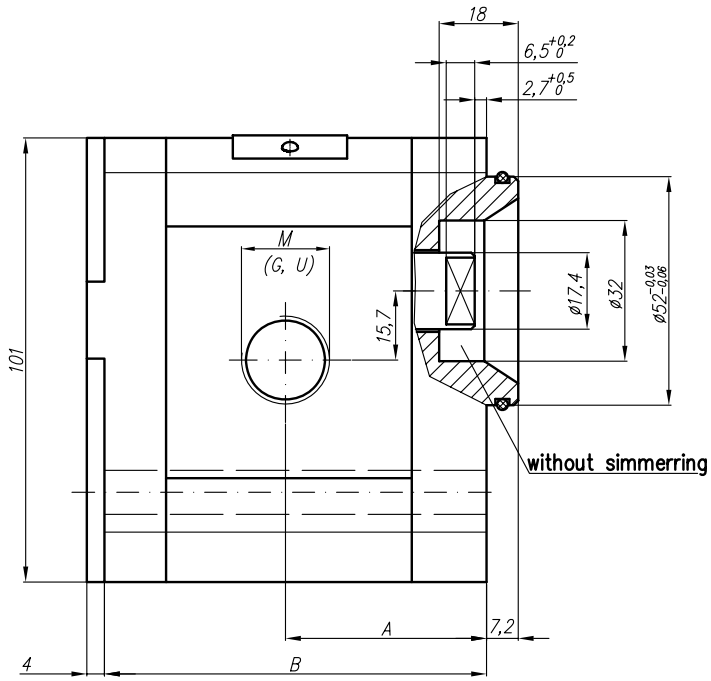

SAE J475 (ISO R725)

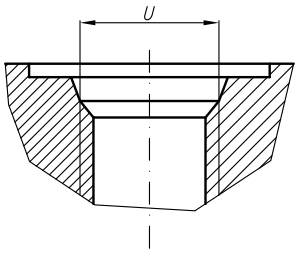

Type	Displacement	Flow		Pressure	max Speed	Dimension							
		at 1500 rpm	at max rpm	P_{nom}	n	A	B	Inlet			Outlet		
	cm^3/rev	l/min	l/min	bar	rpm	mm	mm	M	G	U	M	G	U
20A(C)4,5X110...	4,5	6,14	14,33	250	3500	40,5	78	M20x1,5	G1/2	1 1/16"-12UNF	M16x1,5	G1/2	7/8"-14UNF
20A(C)6,3X110...	6,3	8,69	20,29	250	3500	42	81						
20A(C)8,2X110...	8,2	11,32	26,40	250	3500	43,5	83,9						
20A(C)10X110...	10	13,95	32,55	250	3500	45	87		G3/4				
20A(C)11X110...	11,3	15,76	36,78	250	3500	46	89						
20A(C)12X110...	12	16,92	39,48	250	3500	46,5	90,3						
20A(C)14X110...	14	19,95	46,55	250	3500	48	93,4						
20A(C)15X110...	15	21,60	36,00	250	2500	49	95						
20A(C)16X110...	16	23,04	38,40	250	2500	50	96,5						
20A(C)19X110...	19	27,36	45,60	200	2500	52	101,5				M20x1,5		
20A(C)22X110...	22	31,68	42,24	180	2000	55	106,5						
20A(C)25X110...	25	36,00	48,00	160	2000	57,2	111,4						

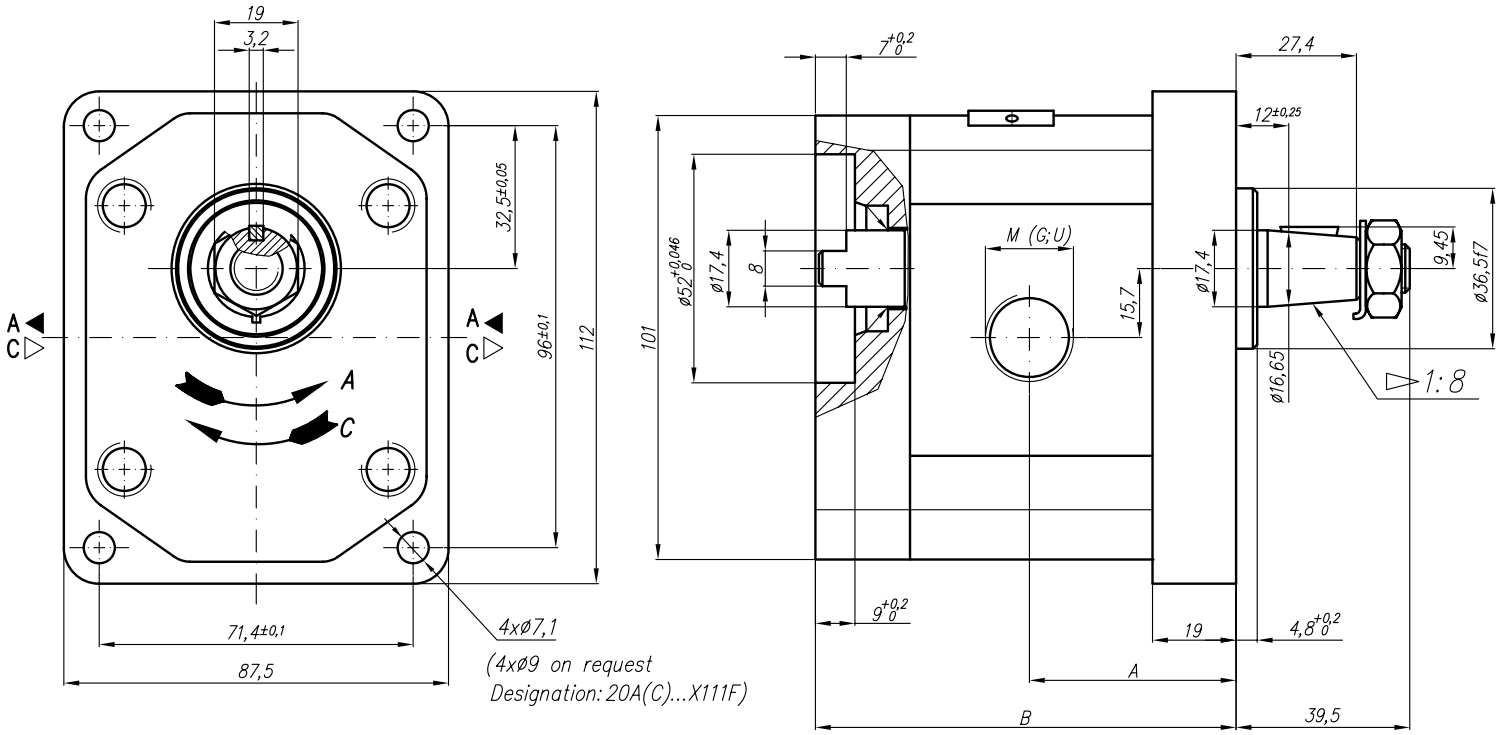

SAE J475 (ISO R725)

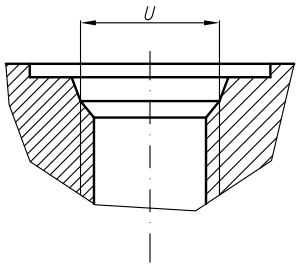

Type	Displacement	Flow		Pressure	max Speed	Dimension							
		at 1500 rpm	at max rpm	P_{nom}	n	A	B	Inlet			Outlet		
	cm^3/rev	l/min	l/min	bar	rpm	mm	mm	M	G	U	M	G	U
20A(C)4,5X111...	4,5	6,14	14,33	250	3500	42,5	87,2	M20x1,5	G1/2	1 1/16"-12UNF	M16x1,5	G1/2	7/8"-14UNF
20A(C)6,3X111...	6,3	8,69	20,29	250	3500	44	90,2						
20A(C)8,2X111...	8,2	11,32	26,40	250	3500	45,5	93,1						
20A(C)10X111...	10	13,95	32,55	250	3500	47	96,2		G3/4				
20A(C)11X111...	11,3	15,76	36,78	250	3500	48	98,2						
20A(C)12X111...	12	16,92	39,48	250	3500	48,6	99,5						
20A(C)14X111...	14	19,95	46,55	250	3500	50	102,6						
20A(C)15X111...	15	21,60	36,00	250	2500	51	104,1						
20A(C)16X111...	16	23,04	38,40	250	2500	52	105,8						
20A(C)19X111...	19	27,36	45,60	200	2500	54	110,7				M20x1,5		
20A(C)22X111...	22	31,68	42,24	180	2000	57	115,7						
20A(C)25X111...	25	36,00	48,00	160	2000	59,2	120,6						

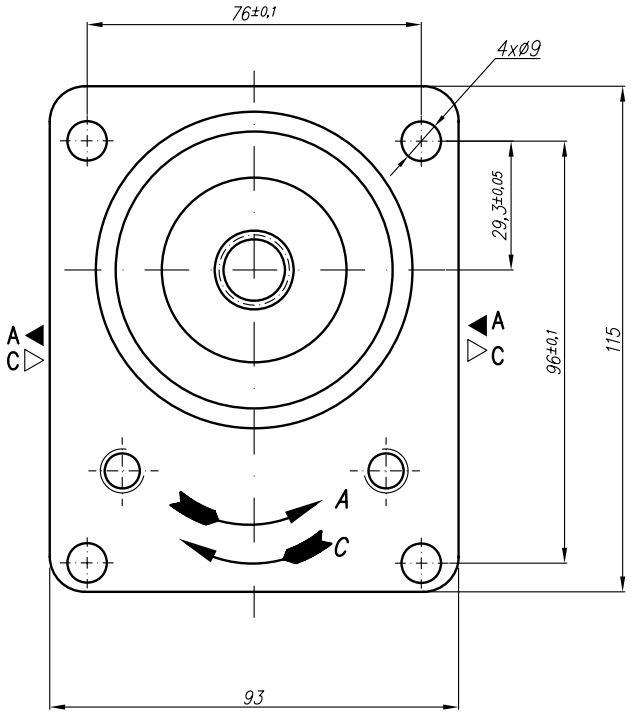

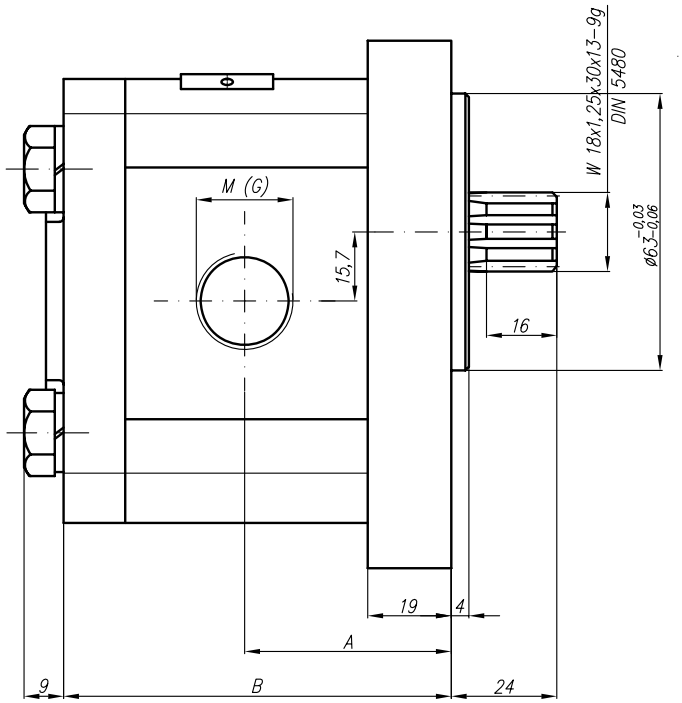

Type	Displacement	Flow		Pressure	max Speed	Dimension							
		at 1500 rpm	at max rpm	P_{nom}	n	A	B	Inlet			Outlet		
	cm^3/rev	l/min	l/min	bar	rpm	mm	mm	M	G	U	M	G	U
20A(C)4,5X114...	4,5	6,14	14,33	250	3500	42,5	80	M18x1,5	G1/2		M14x1,5	G1/2	
20A(C)6,3X114...	6,3	8,69	20,29	250	3500	42,5	80						
20A(C)8,2X114...	8,2	11,32	26,40	250	3500	42,5	80						
20A(C)10X114...	10	13,95	32,55	250	3500	47	89	M22x1,5	G3/4		M18x1,5		
20A(C)11X114...	11,3	15,76	36,78	250	3500	48,6	91,1						
20A(C)12X114...	12	16,92	39,48	250	3500	49	92,3						
20A(C)14X114...	14	19,95	46,55	250	3500	49	95,4	M27x2					
20A(C)15X114...	15	21,60	36,00	250	2500	49,5	96,9						
20A(C)16X114...	16	23,04	38,40	250	2500	52	98,6						
20A(C)19X114...	19	27,36	45,60	200	2500	53	103,5						
20A(C)22X114...	22	31,68	42,24	180	2000	57	108,5						
20A(C)25X114...	25	36,00	48,00	160	2000	59,2	113,4						

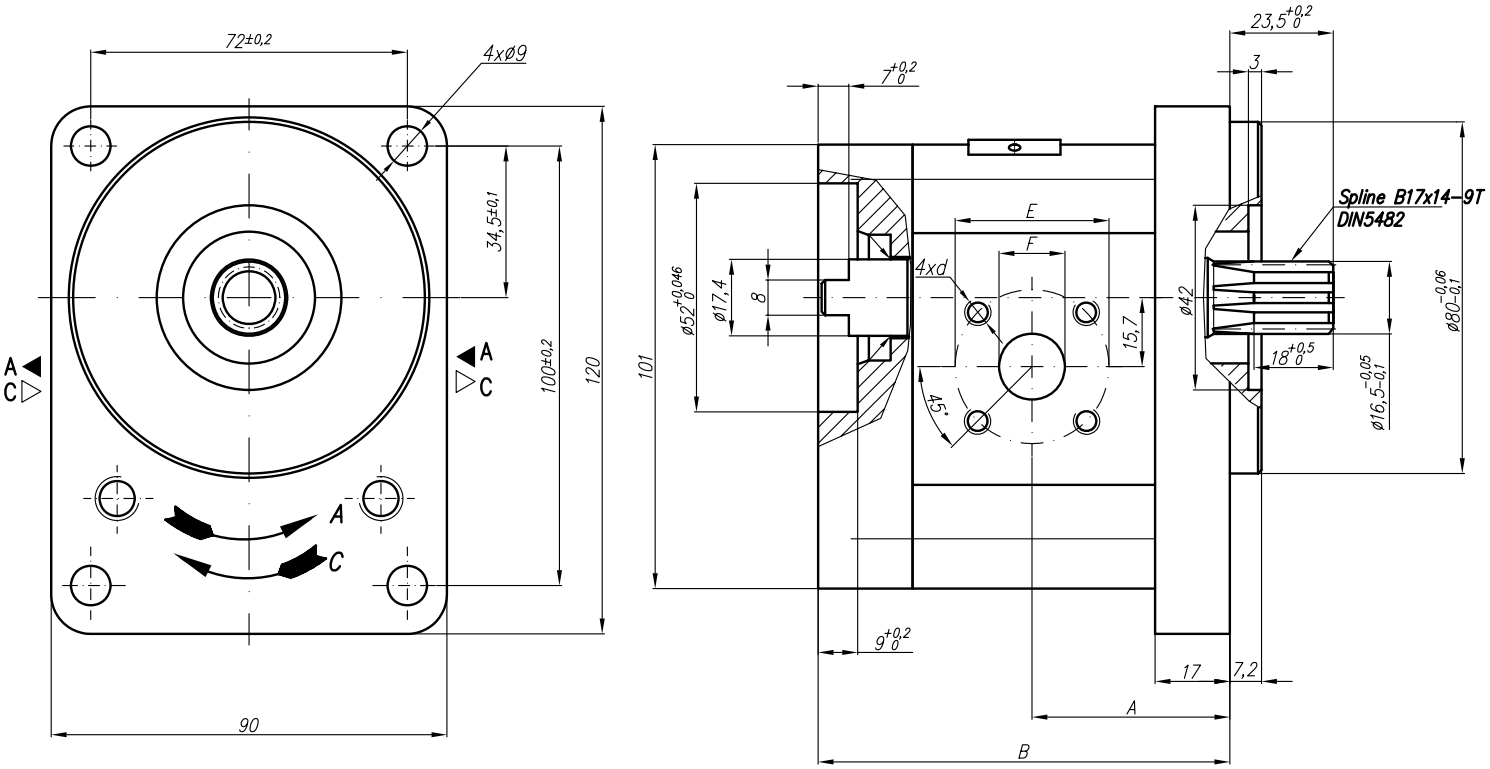

Type	Displacement	Flow		Pressure	max Speed	Dimension							
		at 1500 rpm	at max rpm	P_{nom}	n	A	B	Inlet			Outlet		
	cm^3/rev	l/min	l/min	bar	rpm	mm	mm	E	F	d	E	F	d
20A(C)4,5X124	4,5	6,14	14,33	250	3500	39,8	85,2	40	15	M6-6H	35	15	M6-6H
20A(C)6,3X124	6,3	8,69	20,29	250	3500	41	88,2						
20A(C)8,2X124	8,2	11,32	26,40	250	3500	43,1	91,1		20				
20A(C)10X124	10	13,95	32,55	250	3500	47,5	94,1						
20A(C)11X124	11,3	15,76	36,78	250	3500	47,5	96,2						
20A(C)12X124	12	16,92	39,48	250	3500	47,5	97,5						
20A(C)14X124	14	19,95	46,55	250	3500	47,5	100,6						
20A(C)15X124	15	21,60	36,00	250	2500	47,5	102,1						
20A(C)16X124	16	23,04	38,40	250	2500	47,5	103,8						
20A(C)19X124	19	27,36	45,60	200	2500	47,5	108,7						
20A(C)22X124	22	31,68	42,24	180	2000	55	113,7						
20A(C)25X124	25	36,00	48,00	160	2000	57,2	118,5						

20A(C)...X126

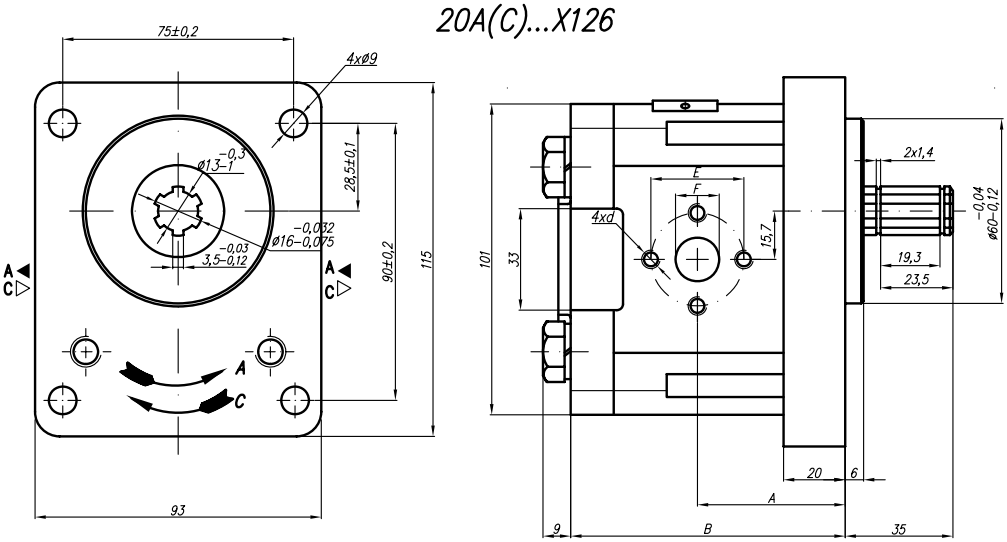

20A(C)...X126K

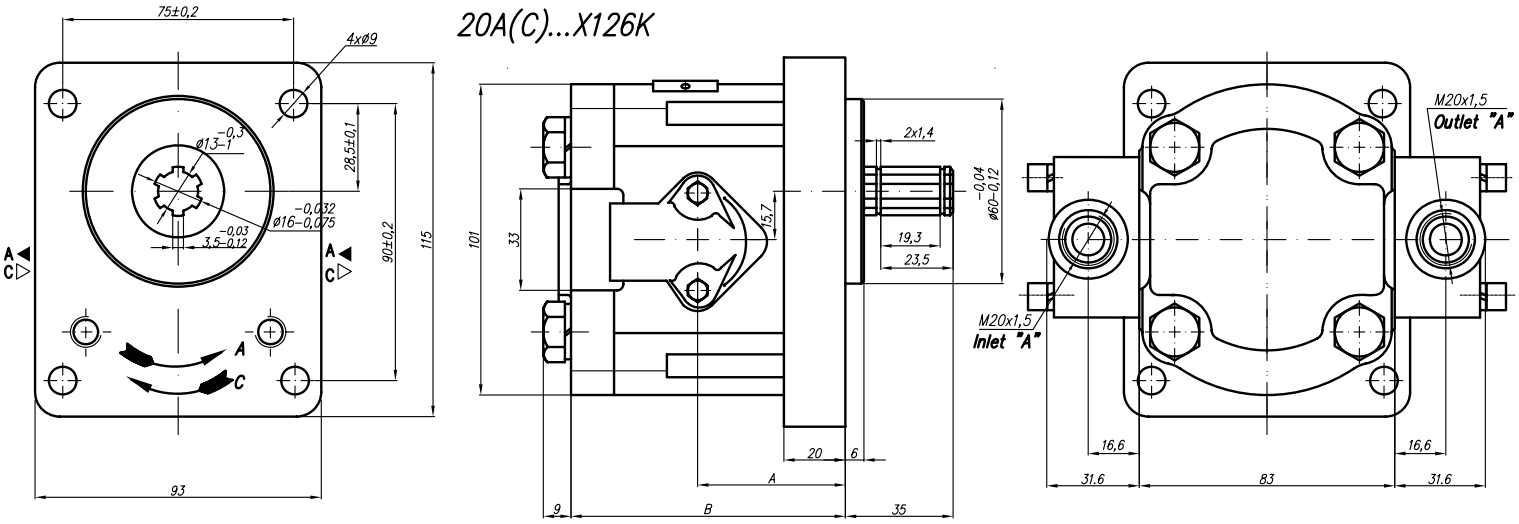

Type	Displacement	Flow		Pressure	max Speed	Dimension							
		at 1500 rpm	at max rpm	P_{nom}	n	A	B	Inlet			Outlet		
	cm^3/rev	l/min	l/min	bar	rpm	mm	mm	E	F	d	E	F	d
20A(C)6,3X126	6,3	8,69	20,29	250	3500	48	84	30,2	13	M6	30,2	13	M6
20A(C)8,2X126	8,2	11,32	26,40	250	3500	48	87						
20A(C)10X126	10	13,95	32,55	250	3500	48	90	38	15	M8-6H	38	15	M8-6H
20A(C)11X126	11,3	15,76	36,78	250	3500	48	92						
20A(C)14X126	14	19,95	46,55	250	3500	48	96,5						
20A(C)16X126	16	23,04	38,40	250	2500	48	99,5						
20A(C)19X126	19	27,36	45,60	200	2500	55,3	104,5						
20A(C)22X126	22	31,68	42,24	180	2000	57,8	109,5						
20A(C)6,3X126K	6,3	8,69	20,29	250	3500	48	84	M20x1,5			M20x1,5		
20A(C)8,2X126K	8,2	11,32	26,40	250	3500	48	87						
20A(C)10X126K	10	13,95	32,55	250	3500	48	90						
20A(C)11X126K	11,3	15,76	36,78	250	3500	48	92						
20A(C)14X126K	14	19,95	46,55	250	3500	48	96,5						
20A(C)16X126K	16	23,04	38,40	250	2500	48	99,5						
20A(C)19X126K	19	27,36	45,60	200	2500	55,3	104,5						
20A(C)22X126K	22	31,68	42,24	180	2000	57,8	109,5						

Rotation "A"

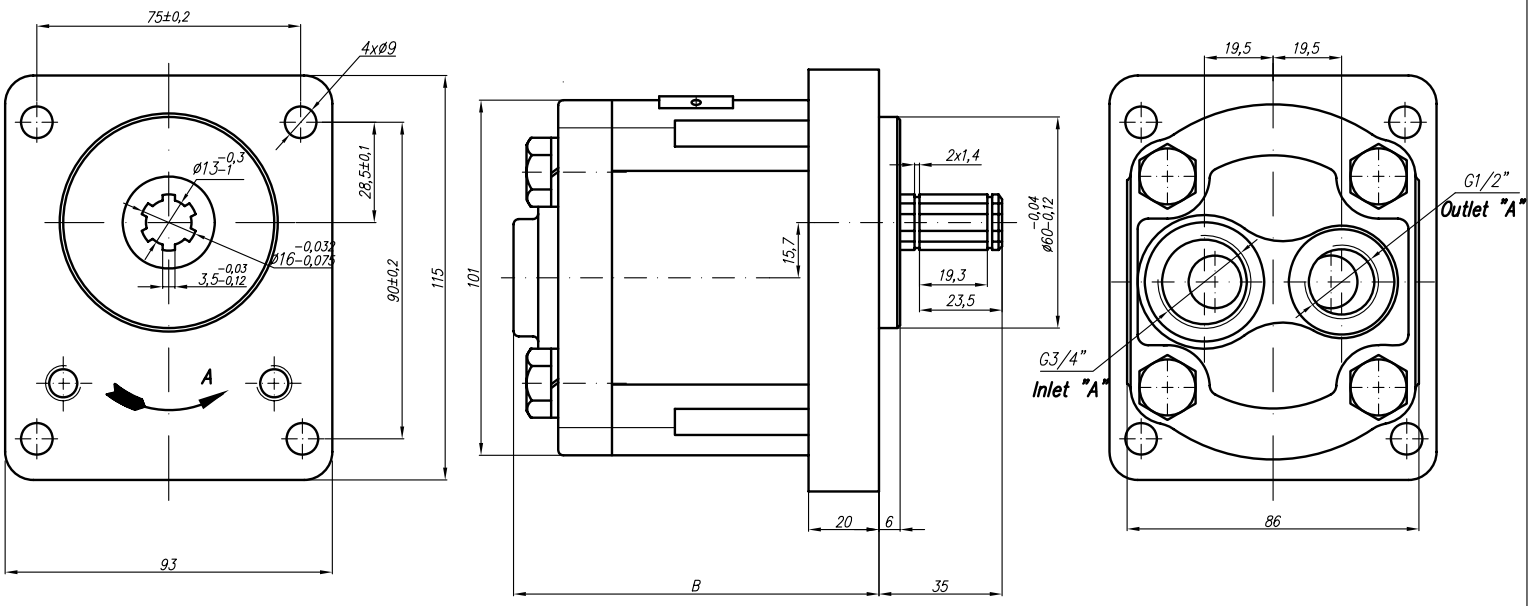

Rotation "C"

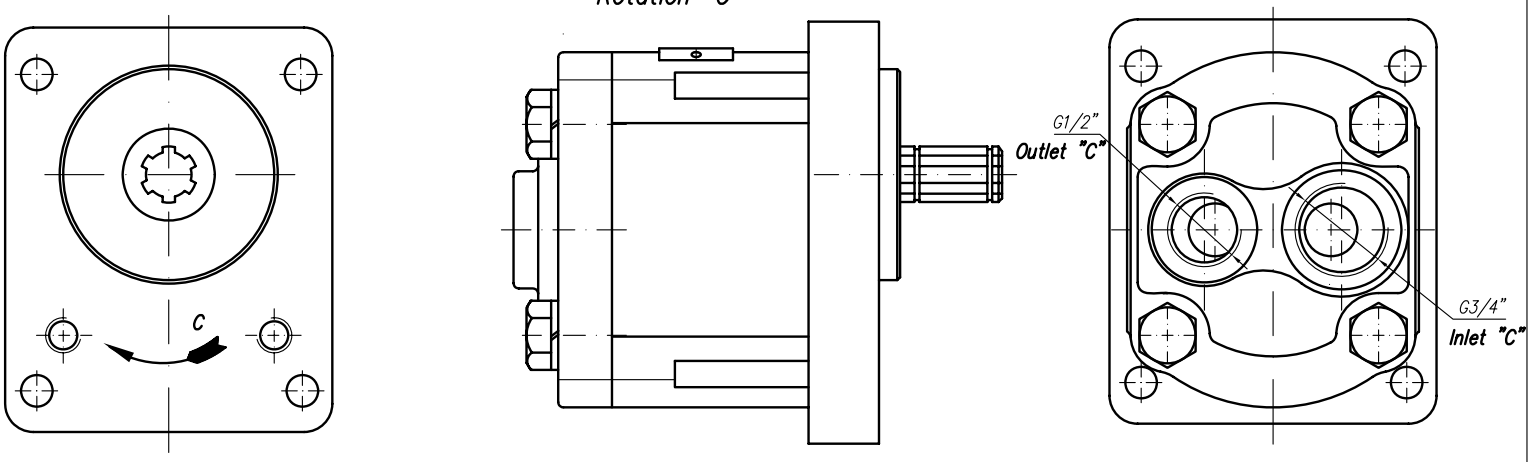

Type	Displacement	Flow		Pressure	max Speed	Dimension							
		at 1500 rpm	at max rpm	P_{nom}	n	A	B	Inlet			Outlet		
	cm^3/rev	l/min	l/min	bar	rpm	mm	mm		G			G	
20A(C)6,3X126W	6,3	8,69	20,29	250	3500		98		G3/4"			G1/2"	
20A(C)8,2X126W	8,2	11,32	26,40	250	3500		100,9						
20A(C)10X126W	10	13,95	32,55	250	3500		103,9						
20A(C)11X126W	11,3	15,76	36,78	250	3500		106						
20A(C)14X126W	14	19,95	46,55	250	3500		110,4						
20A(C)16X126W	16	23,04	38,40	250	2500		113,5						
20A(C)19X126W	19	27,36	45,60	200	2500		118,5						
20A(C)22X126W	22	31,68	42,24	180	2000		123,5						

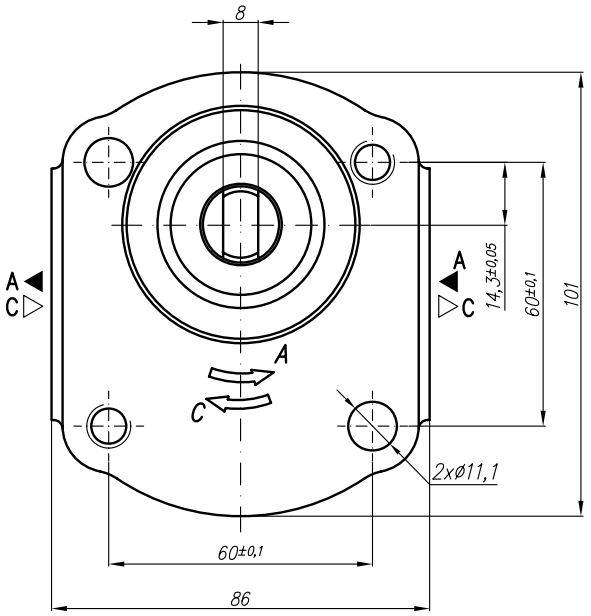

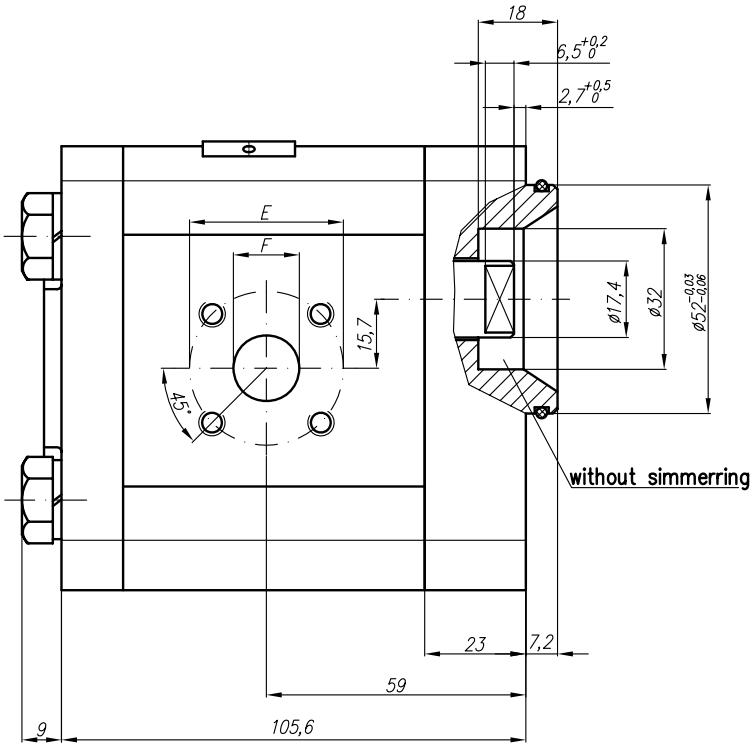

Type	Displacement	Flow		Pressure	max Speed	Dimension							
		at 1500 rpm	at max rpm	P_{nom}	n	A	B	Inlet			Outlet		
	cm^3/rev	l/min	l/min	bar	rpm	mm	mm	E	F	d	E	F	d
20A(C)11X127	16	23,04	53,76	250	3500	59	105,6	40	20	M6	35	15	M6

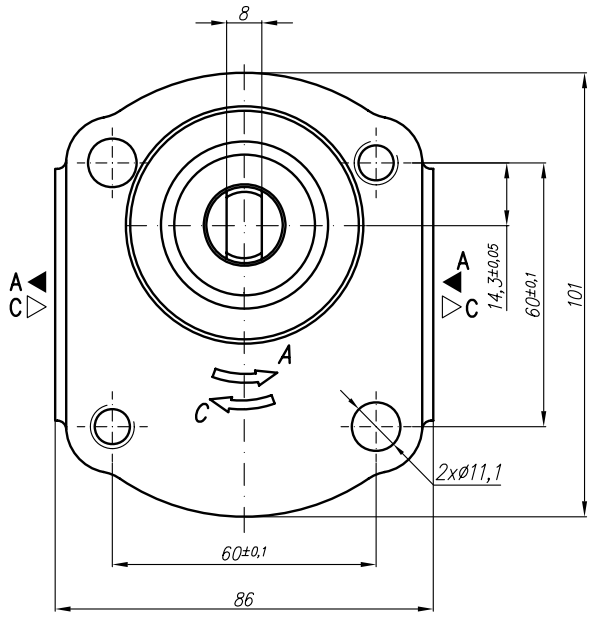

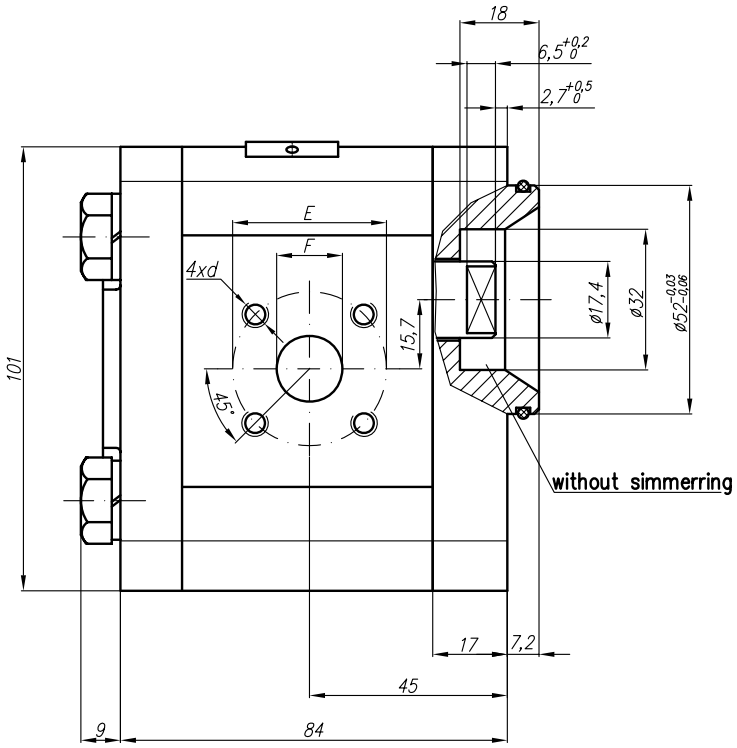

Type	Displacement	Flow		Pressure	max Speed	Dimension							
		at 1500 rpm	at max rpm	P_{nom}	n	A	B	Inlet			Outlet		
	cm^3/rev	l/min	l/min	bar	rpm	mm	mm	E	F	d	E	F	d
20A(C)11X128	11,3	15,76	36,78	250	3500	45	84	40	20	M6	35	15	M6

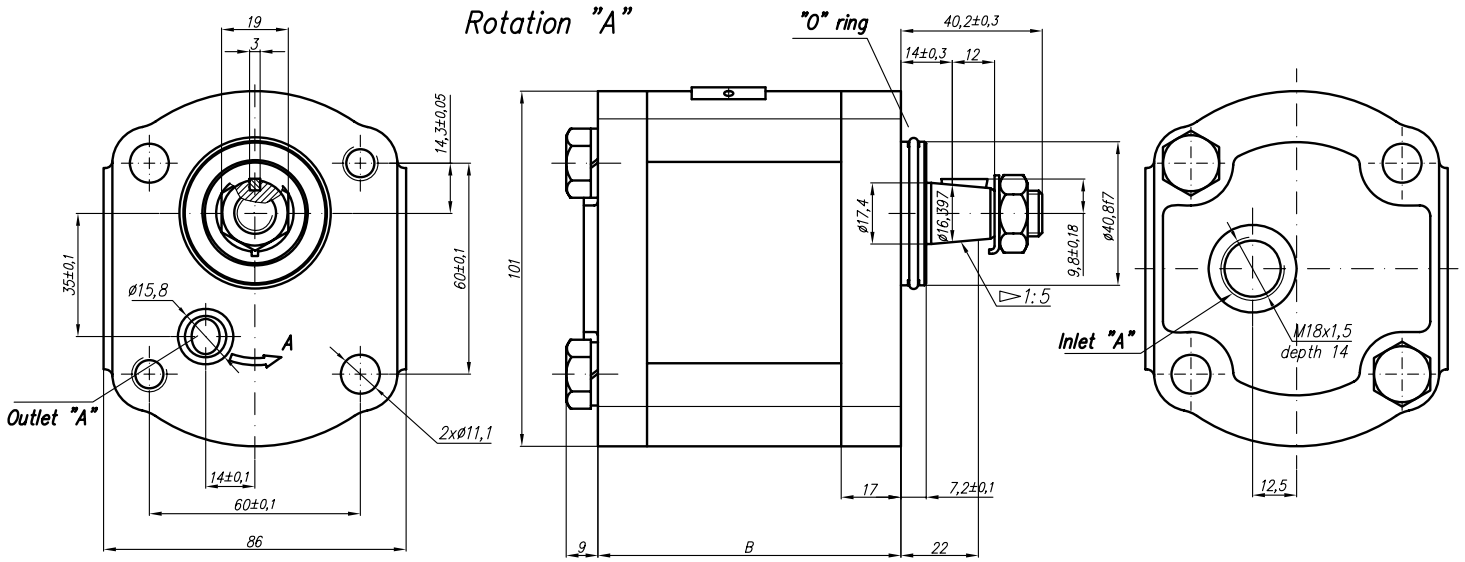

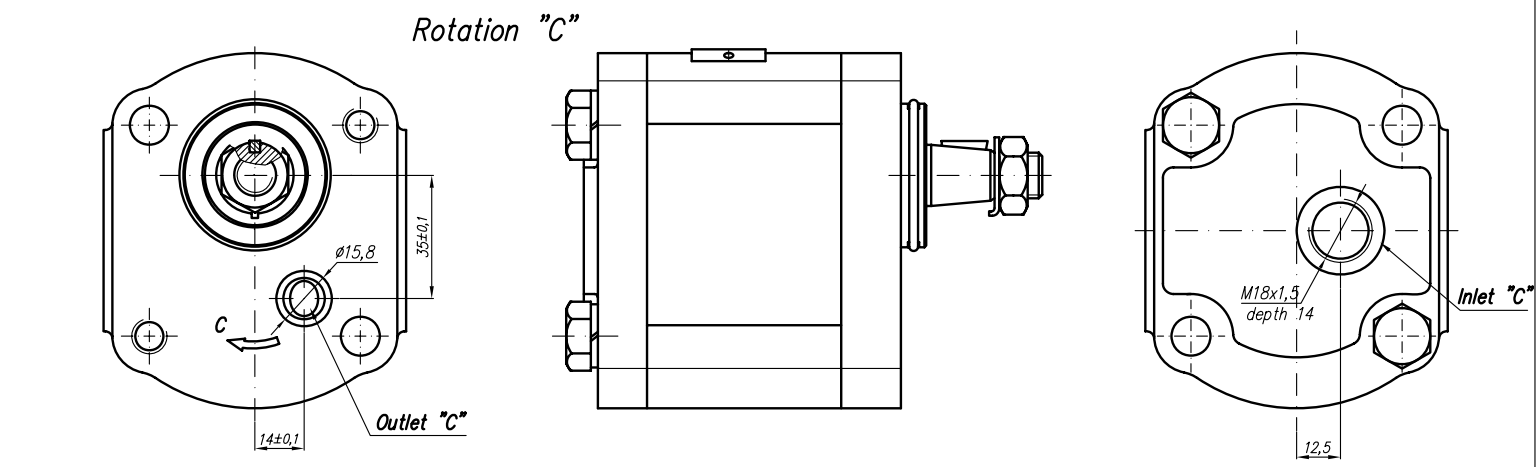

** It's reqiured inlet overpresure 0,2...0,3 bar at max speed.*

Type	Displacement	Flow		Pressure	max Speed	Dimension							
		at 1500 rpm	at max rpm	P_{nom}	n*	A	B	Inlet			Outlet		
	cm^3/rev	l/min	l/min	bar	rpm	mm	mm	M	G	U			
20A(C)4,5X132	4,5	6,14	14,33	250	3500		75,1	M18x1,5			Ø15,9		
20A(C)6,3X132	6,3	8,69	20,29	250	3500		78						
20A(C)8,2X132	8,2	11,32	26,40	250	3500		78						
20A(C)10X132	10	13,95	32,55	250	3500		87						
20A(C)11X132	11,3	15,76	36,78	250	3500		89,1						
20A(C)12X132	12	16,92	39,48	250	3500		90,3						
20A(C)14X132	14	19,95	46,55	250	3500		93,4						
20A(C)15X132	15	21,60	36,00	250	2500		94,9						
20A(C)16X132	16	23,04	38,40	250	2500		96,5						
20A(C)19X132	19	27,36	45,60	200	2500		101,5						
20A(C)22X132	22	31,68	42,24	180	2000		106,5						
20A(C)25X132	25	36,00	48,00	160	2000		111,4						

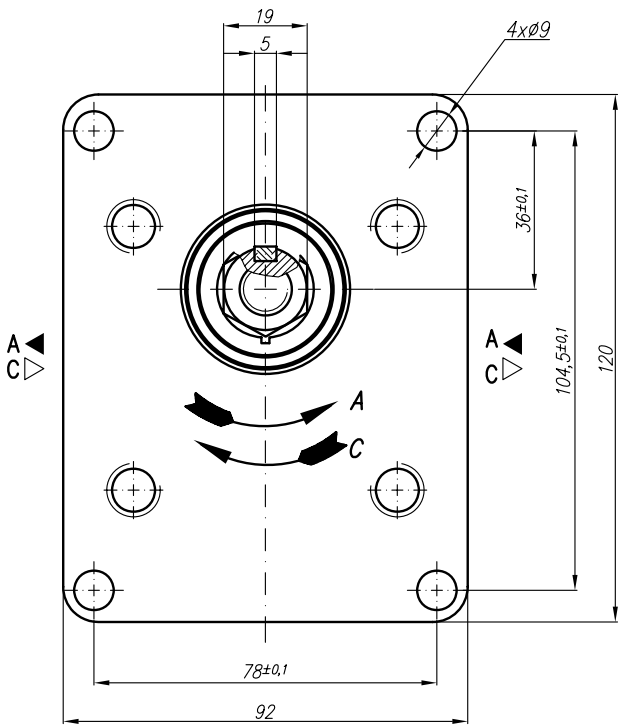

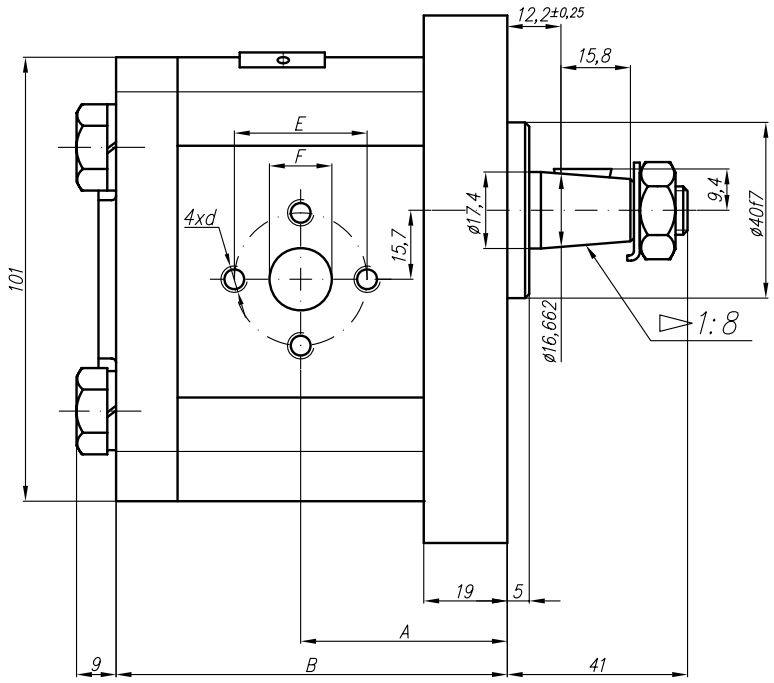

Type	Displacement	Flow		Pressure	max Speed	Dimension							
		at 1500 rpm	at max rpm	P_{nom}	n	A	B	Inlet			Outlet		
	cm^3/rev	l/min	l/min	bar	rpm	mm	mm	E	F	d	E	F	d
20A(C)4,5X139	4,5	6,14	14,33	250	3500	42,5	80	30,2	13,1	M6-6H	30,2	13,1	M6-6H
20A(C)6,3X139	6,3	8,69	20,29	250	3500	44	83						
20A(C)8,2X139	8,2	11,32	26,40	250	3500	45,5	86						
20A(C)10X139	10	13,95	32,55	250	3500	47	89	39,7	19	M8-6H		14,2	
20A(C)11X139	11,3	15,76	36,78	250	3500	48	91,1						
20A(C)12X139	12	16,92	39,48	250	3500	48,6	92,3						
20A(C)14X139	14	19,95	46,55	250	3500	50	95,4						
20A(C)15X139	15	21,60	36,00	250	2500	51	96,9						
20A(C)16X139	16	23,04	38,40	250	2500	52	98,6						
20A(C)19X139	19	27,36	45,60	200	2500	54	103,5						
20A(C)22X139	22	31,68	42,24	180	2000	57	108,5						
20A(C)25X139	25	36,00	48,00	160	2000	59,2	113,4				39,7	19	M8

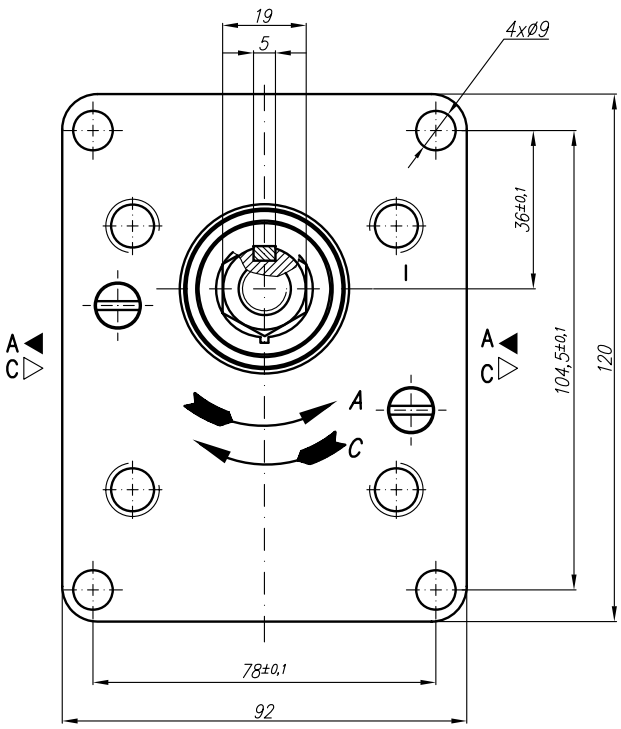

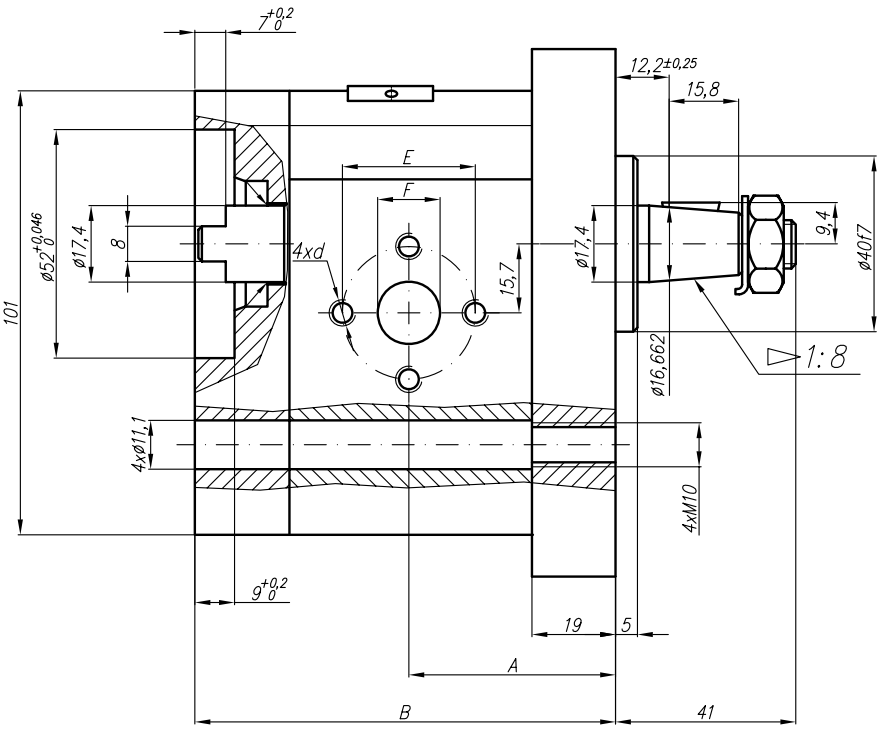

Type	Displacement	Flow		Pressure	max Speed	Dimension							
		at 1500 rpm	at max rpm	P_{nom}	n	A	B	Inlet			Outlet		
	cm^3/rev	l/min	l/min	bar	rpm	mm	mm	E	F	d	E	F	d
20A(C)4,5X140	4,5	6,14	14,33	250	3500	42,5	87,2	30,2	13,1	M6-6H	30,2	13,1	M6-6H
20A(C)6,3X140	6,3	8,69	20,29	250	3500	44	90,2						
20A(C)8,2X140	8,2	11,32	26,40	250	3500	45,5	93,1						
20A(C)10X140	10	13,95	32,55	250	3500	47	96,2	39,7	19	M8-6H		14,2	
20A(C)11X140	11,3	15,76	36,78	250	3500	48	98,2						
20A(C)12X140	12	16,92	39,48	250	3500	48,6	99,5						
20A(C)14X140	14	19,95	46,55	250	3500	50	102,6						
20A(C)15X140	15	21,60	36,00	250	2500	51	104,1						
20A(C)16X140	16	23,04	38,40	250	2500	52	105,8						
20A(C)19X140	19	27,36	45,60	200	2500	54	110,7						
20A(C)22X140	22	31,68	42,24	180	2000	57	115,7						
20A(C)25X140	25	36,00	48,00	160	2000	59,2	120,6				39,7	19	M8

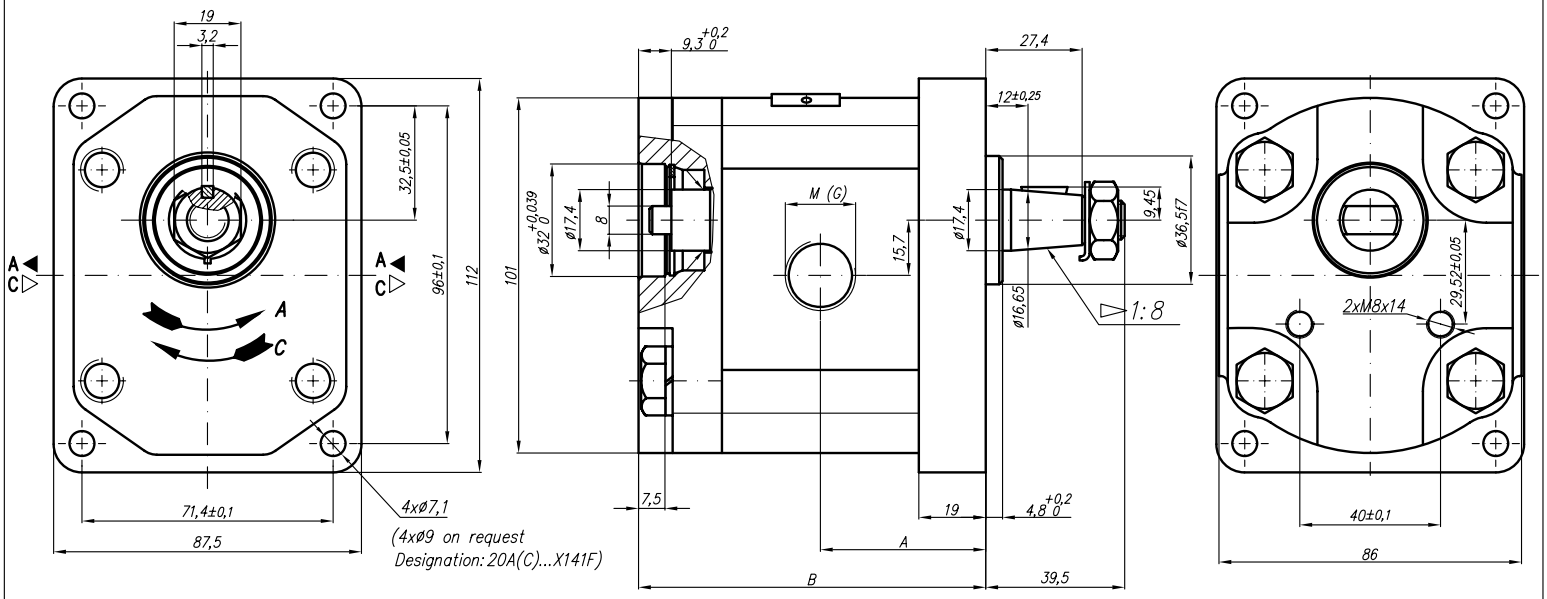

Type	Displacement	Flow		Pressure	max Speed	Dimension							
		at 1500 rpm	at max rpm	P_{nom}	n	A	B	Inlet			Outlet		
	cm^3/rev	l/min	l/min	bar	rpm	mm	mm	M	G	U	M	G	U
20A(C)4,5X141...	4,5	6,14	14,33	250	3500	42,5	89,7	M20x1,5	G1/2		M16x1,5	G1/2	
20A(C)6,3X141...	6,3	8,69	20,29	250	3500	44	92,7						
20A(C)8,2X141...	8,2	11,32	26,40	250	3500	45,5	95,6						
20A(C)10X141...	10	13,95	32,55	250	3500	47	98,7		G3/4				
20A(C)11X141...	11,3	15,76	36,78	250	3500	48	100,7						
20A(C)12X141...	12	16,92	39,48	250	3500	48,6	102						
20A(C)14X141...	14	19,95	46,55	250	3500	50	105,1						
20A(C)15X141...	15	21,60	36,00	250	2500	51	106,6						
20A(C)16X141...	16	23,04	38,40	250	2500	52	108,3						
20A(C)19X141...	19	27,36	45,60	200	2500	54	113,2				M20X1,5		
20A(C)22X141...	22	31,68	42,24	180	2000	57	118,2						
20A(C)25X141...	25	36,00	48,00	160	2000	59,2	123,1						

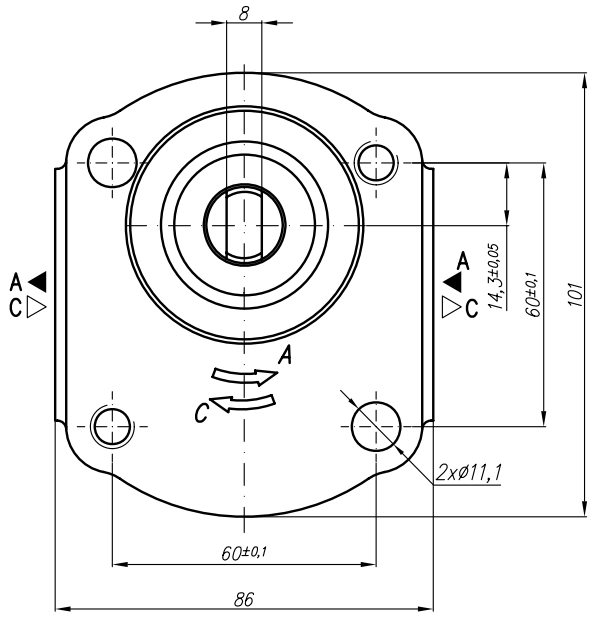

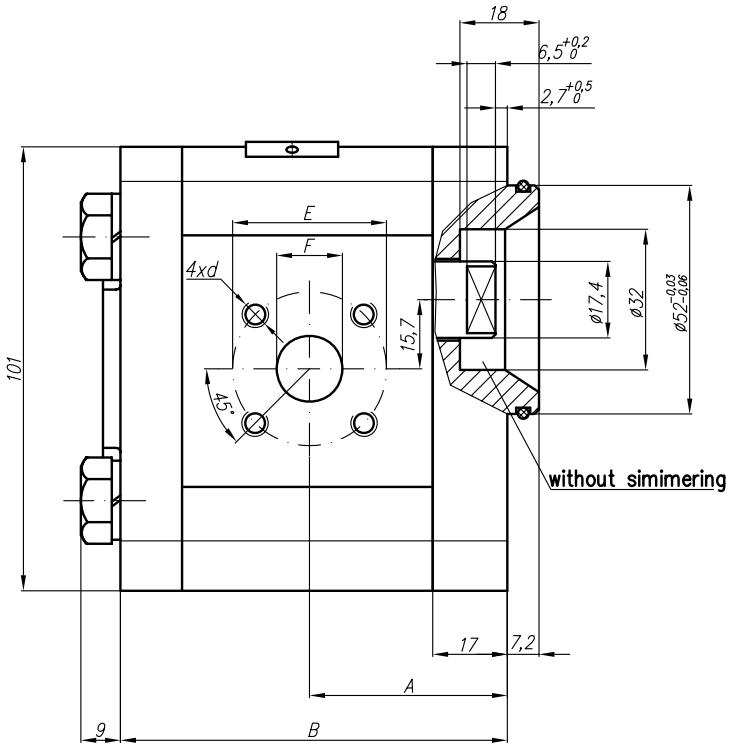

Type	Displacement	Flow		Pressure	max Speed	Dimension							
		at 1500 rpm	at max rpm	P_{nom}	n	A	B	Inlet			Outlet		
	cm^3/rev	l/min	l/min	bar	rpm	mm	mm	E	F	d	E	F	d
20A(C)4,5X147	4,5	6,14	14,33	250	3500	37,3	78	40	15	M6-6H	35	15	M6-6H
20A(C)6,3X147	6,3	8,69	20,29	250	3500	38,6	81						
20A(C)8,2X147	8,2	11,32	26,40	250	3500	40,6	83,9		20				
20A(C)10X147	10	13,95	32,55	250	3500	45	87						
20A(C)11X147	11,3	15,76	36,78	250	3500	45	89,1						
20A(C)12X147	12	16,92	39,48	250	3500	45	90,3						
20A(C)14X147	14	19,95	46,55	250	3500	45	93,4						
20A(C)15X147	15	21,60	36,00	250	2500	45	94,9						
20A(C)16X147	16	23,04	38,40	250	2500	45	96,5						
20A(C)19X147	19	27,36	45,60	200	2500	45	101,5						
20A(C)22X147	22	31,68	42,24	180	2000	52,5	106,5						
20A(C)25X147	25	36,00	48,00	160	2000	57,2	111,4						

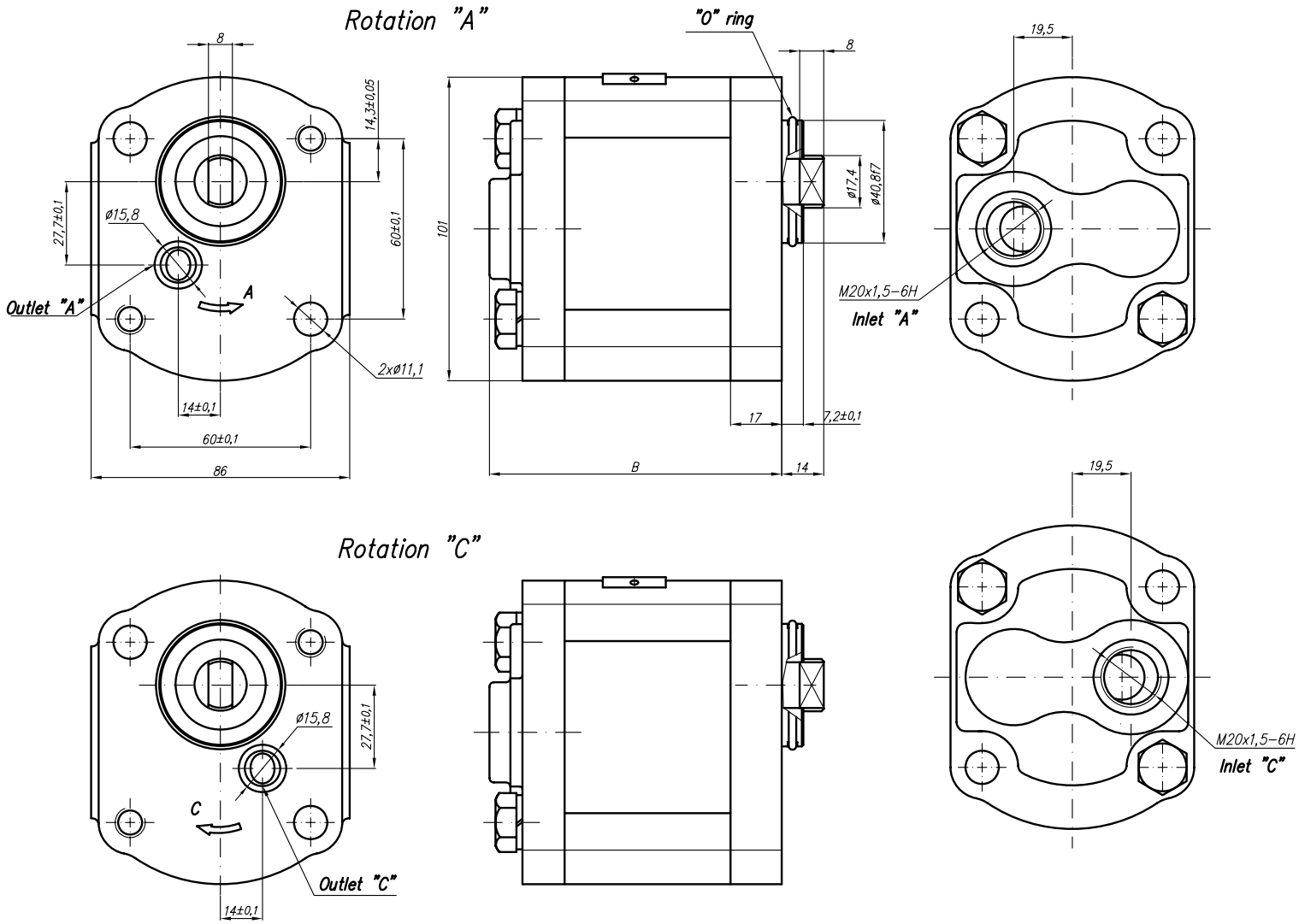

** It's reqiured inlet overpresure 0,2...0,3 bar at max speed.*

Type	Displacement	Flow		Pressure	max Speed	Dimension							
		at 1500 rpm	at max rpm	P_{nom}	n*	A	B	Inlet			Outlet		
	cm^3/rev	l/min	l/min	bar	rpm	mm	mm	M	G	U			
20A(C)4,5X153	4,5	6,14	14,33	250	3500		89,1	M20x1,5			Ø15,9		
20A(C)6,3X153	6,3	8,69	20,29	250	3500		92						
20A(C)8,2X153	8,2	11,32	26,40	250	3500		92						
20A(C)10X153	10	13,95	32,55	250	3500		101						
20A(C)11X153	11,3	15,76	36,78	250	3500		103						
20A(C)12X153	12	16,92	39,48	250	3500		104,3						
20A(C)14X153	14	19,95	46,55	250	3500		107,4						
20A(C)15X153	15	21,60	36,00	250	2500		108,9						
20A(C)16X153	16	23,04	38,40	250	2500		110,5						
20A(C)19X153	19	27,36	45,60	200	2500		115,5						
20A(C)22X153	22	31,68	42,24	180	2000		120,5						
20A(C)25X153	25	36,00	48,00	160	2000		125,4						

Designed as a middle section of multiple pumps group 222A(C)…/…X156/…

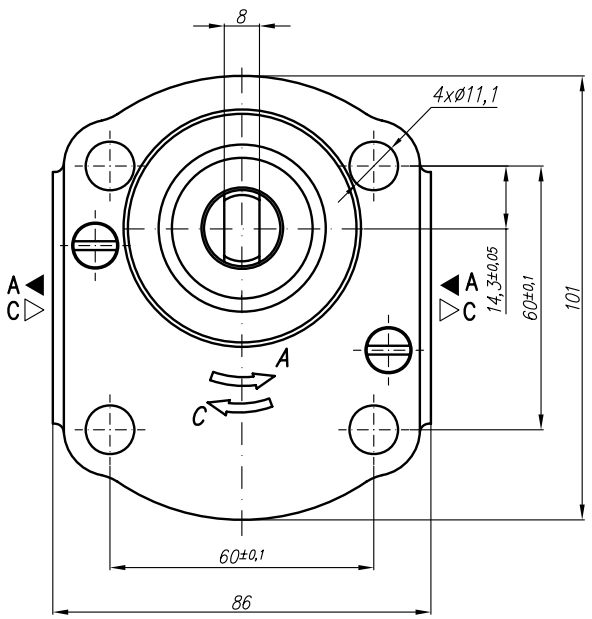

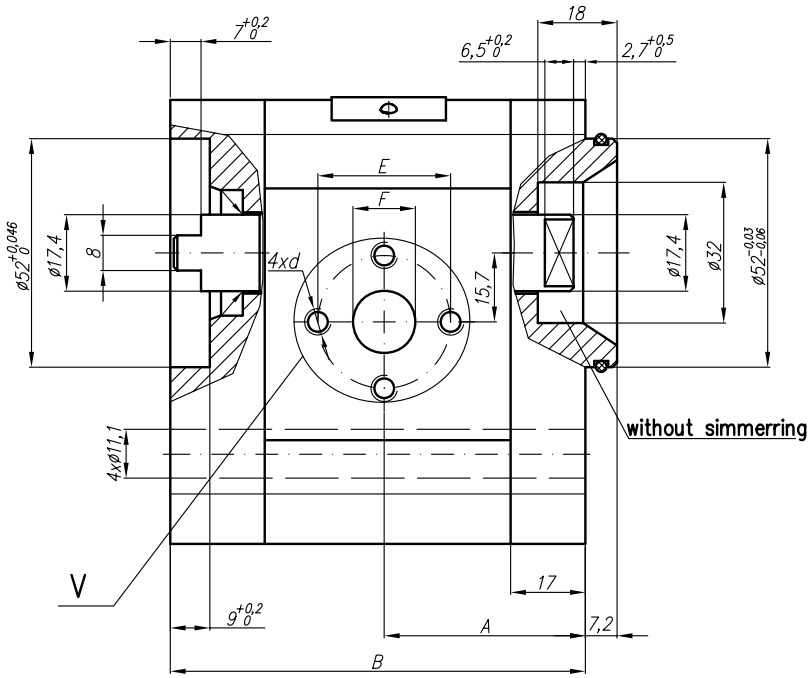

V
Variants for ports – M;G;U

Designations:

…X156 – Normal version (flanges);
…X156M – Metric threads;
…X156G – GAS threads;
…X156U – SAE threads;

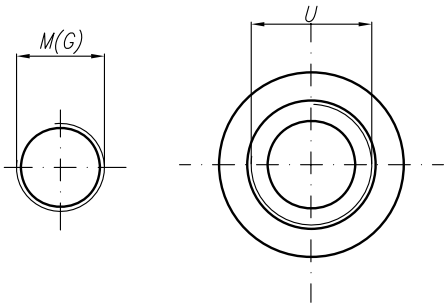

SAE J475 (ISO R725)

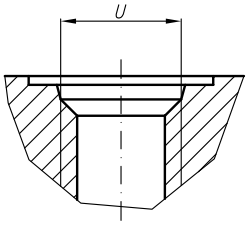

Type	Displacement	Flow		Pressure	max Speed	Dimension															
		at 1500 rpm	at max rpm	P_{nom}	n	A	B	Inlet						Outlet					
	cm^3/rev	l/min	l/min	bar	rpm	mm	mm	E	F	d	M	G	U	E	F	d	M	G	U
20A(C)4,5X156...	4,5	6,14	14,33	250	3500	40,5	85,2	30,2	13,1	M6-6H	M20x1,5	G1/2	1 1/16"-12UNF	30,2	13,1	M6-6H	M16x1,5	G1/2	7/8"-14UNF
20A(C)6,3X156...	6,3	8,69	20,29	250	3500	42	88,2												
20A(C)8,2X156...	8,2	11,32	26,40	250	3500	43,5	91,1												
20A(C)10X156...	10	13,95	32,55	250	3500	45	94,1	39,7	19	M8-6H		G3/4			14,2				
20A(C)11X156...	11,3	15,76	36,78	250	3500	46	96,2												
20A(C)12X156...	12	16,92	39,48	250	3500	46,6	97,5												
20A(C)14X156...	14	19,95	46,55	250	3500	48	100,6												
20A(C)15X156...	15	21,60	36,00	250	2500	49	102,1												
20A(C)16X156...	16	23,04	38,40	250	2500	50	103,8										M20x1,5		
20A(C)19X156...	19	27,36	45,60	200	2500	52	108,7												
20A(C)22X156...	22	31,68	42,24	180	2000	55	113,7												
20A(C)25X156...	25	36,00	48,00	160	2000	57,2	118,5							39,7	19	M8			

Designed as a middle section of multiple pumps group 222A(C)…/…X156B/…

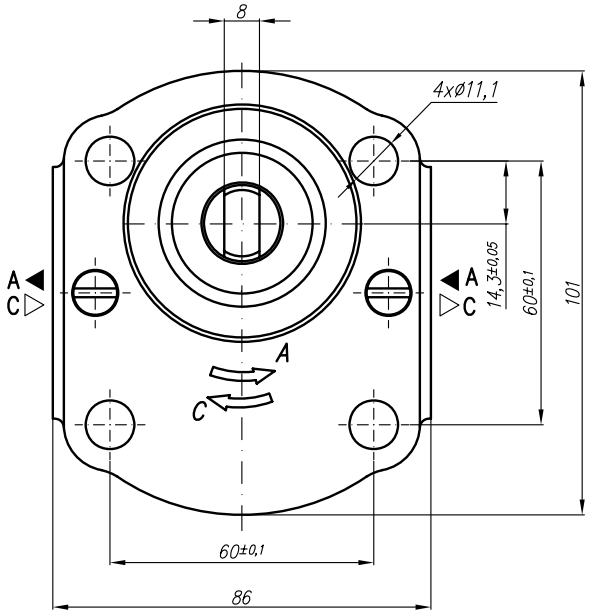

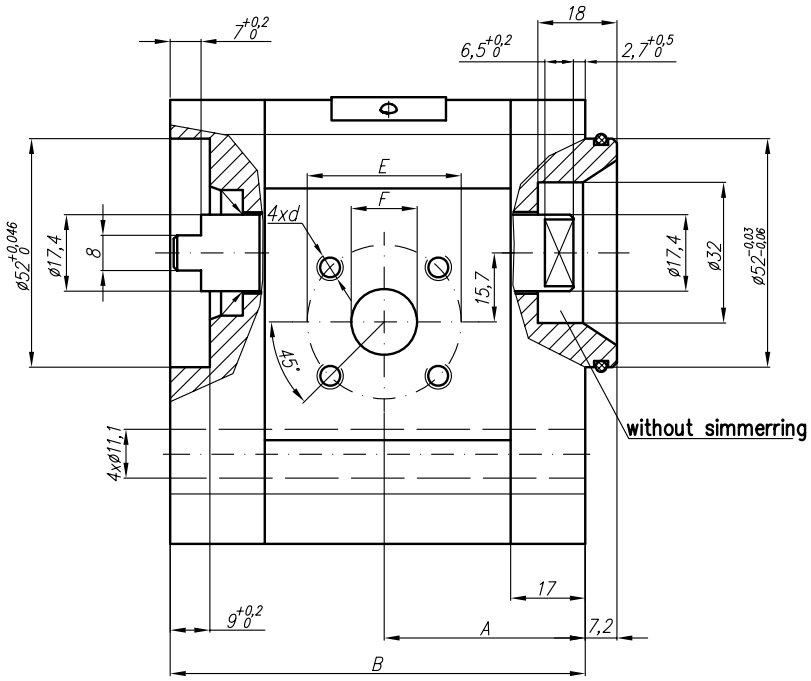

Type	Displacement	Flow		Pressure	max Speed	Dimension							
		at 1500 rpm	at max rpm	P_{nom}	n	A	B	Inlet			Outlet		
	cm^3/rev	l/min	l/min	bar	rpm	mm	mm	E	F	d	E	F	d
20A(C)4,5X156B	4,5	6,14	14,33	250	3500	40,5	85,2	40	15	M6-6H	35	15	M6-6H
20A(C)6,3X156B	6,3	8,69	20,29	250	3500	42	88,2						
20A(C)8,2X156B	8,2	11,32	26,40	250	3500	43,5	91,1		20				
20A(C)10X156B	10	13,95	32,55	250	3500	45	94,1						
20A(C)11X156B	11,3	15,76	36,78	250	3500	46	96,2						
20A(C)12X156B	12	16,92	39,48	250	3500	46,6	97,5						
20A(C)14X156B	14	19,95	46,55	250	3500	48	100,6						
20A(C)15X156B	15	21,60	36,00	250	2500	49	102,1						
20A(C)16X156B	16	23,04	38,40	250	2500	50	103,8						
20A(C)19X156B	19	27,36	45,60	200	2500	52	108,7						
20A(C)22X156B	22	31,68	42,24	180	2000	55	113,7						
20A(C)25X156B	25	36,00	48,00	160	2000	57,2	118,5						

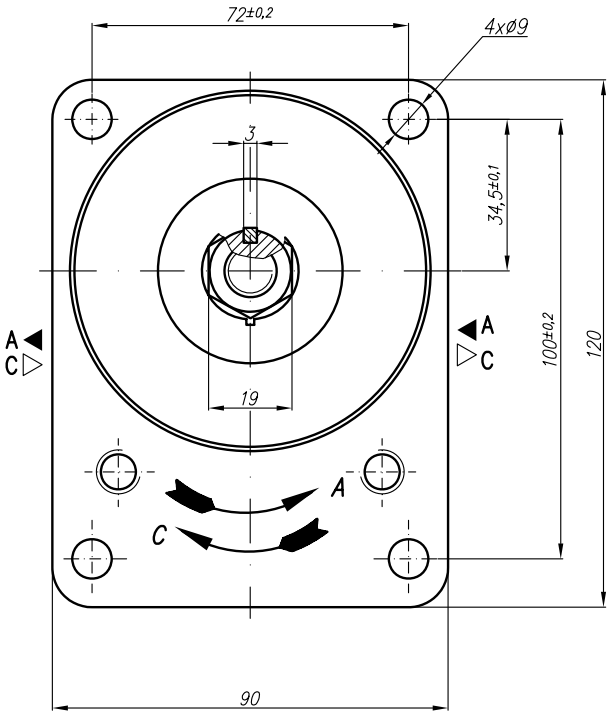

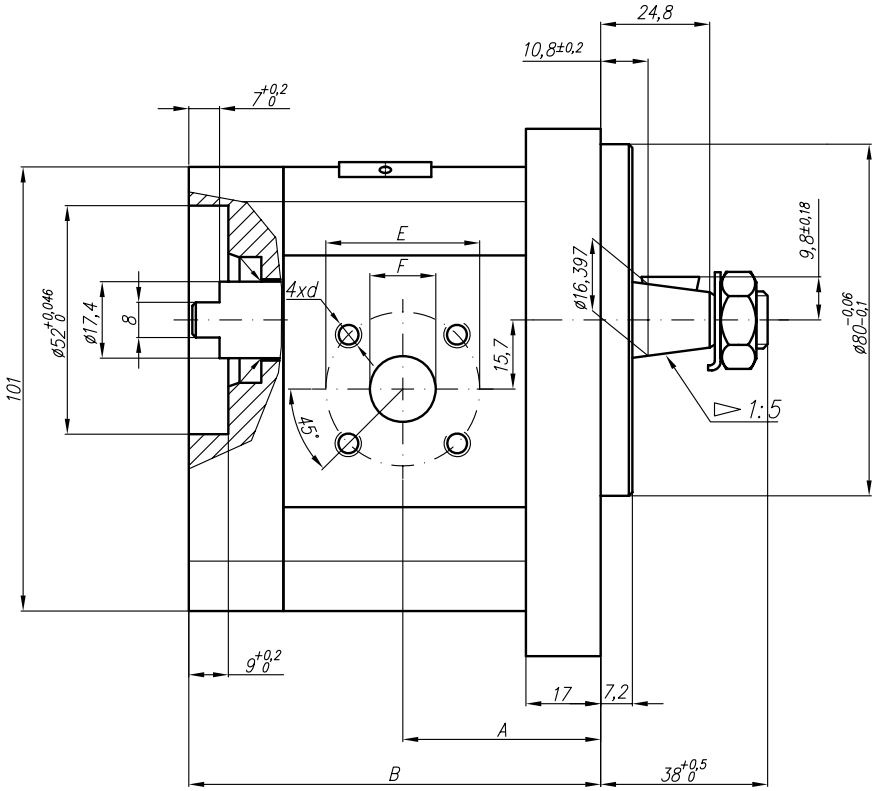

Type	Displacement	Flow		Pressure	max Speed	Dimension							
		at 1500 rpm	at max rpm	P_{nom}	n	A	B	Inlet			Outlet		
	cm^3/rev	l/min	l/min	bar	rpm	mm	mm	E	F	d	E	F	d
20A(C)4,5X158	4,5	6,14	14,33	250	3500	39,8	85,2	40	15	M6-6H	35	15	M6-6H
20A(C)6,3X158	6,3	8,69	20,29	250	3500	41	88,2						
20A(C)8,2X158	8,2	11,32	26,40	250	3500	43,1	91,1		20				
20A(C)10X158	10	13,95	32,55	250	3500	47,5	94,1						
20A(C)11X158	11,3	15,76	36,78	250	3500	47,5	96,2						
20A(C)12X158	12	16,92	39,48	250	3500	47,5	97,5						
20A(C)14X158	14	19,95	46,55	250	3500	47,5	100,6						
20A(C)15X158	15	21,60	36,00	250	2500	47,5	102,1						
20A(C)16X158	16	23,04	38,40	250	2500	47,5	103,8						
20A(C)19X158	19	27,36	45,60	200	2500	47,5	108,7						
20A(C)22X158	22	31,68	42,24	180	2000	55	113,7						
20A(C)25X158	25	36,00	48,00	160	2000	57,2	118,5						

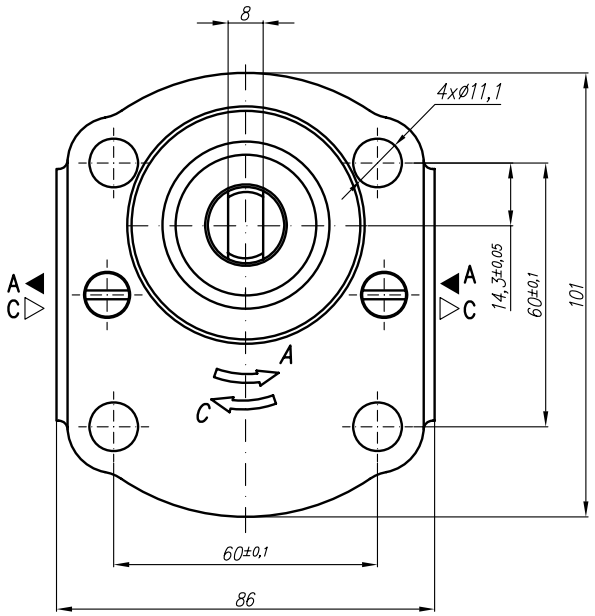

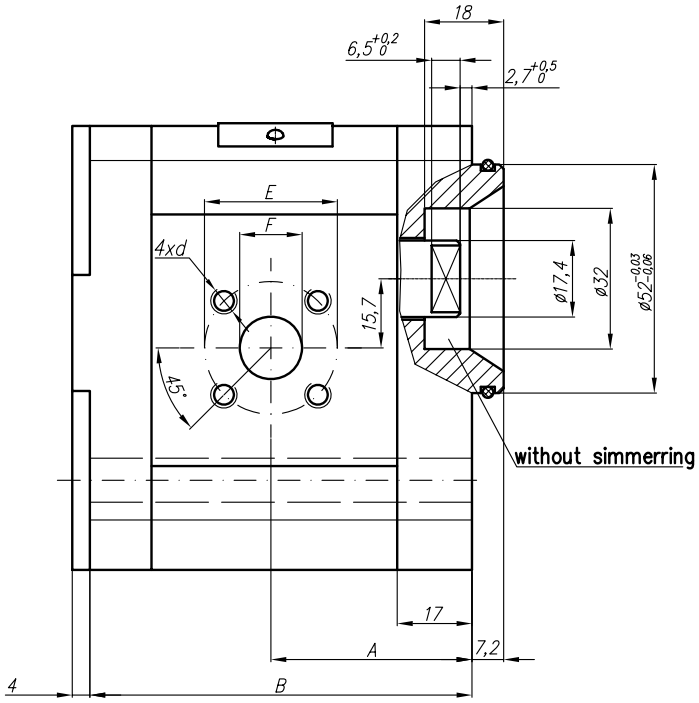

Type	Displacement	Flow		Pressure	max Speed	Dimension							
		at 1500 rpm	at max rpm	P_{nom}	n	A	B	Inlet			Outlet		
	cm^3/rev	l/min	l/min	bar	rpm	mm	mm	E	F	d	E	F	d
20A(C)4,5X161	4,5	6,14	14,33	250	3500	39,8	78	40	15	M6-6H	35	15	M6-6H
20A(C)6,3X161	6,3	8,69	20,29	250	3500	41	81						
20A(C)8,2X161	8,2	11,32	26,40	250	3500	43,1	83,9		20				
20A(C)10X161	10	13,95	32,55	250	3500	47,5	87						
20A(C)11X161	11,3	15,76	36,78	250	3500	47,5	89,1						
20A(C)12X161	12	16,92	39,48	250	3500	47,5	90,3						
20A(C)14X161	14	19,95	46,55	250	3500	47,5	93,4						
20A(C)15X161	15	21,60	36,00	250	2500	47,5	94,9						
20A(C)16X161	16	23,04	38,40	250	2500	47,5	96,5						
20A(C)19X161	19	27,36	45,60	200	2500	47,5	101,5						
20A(C)22X161	22	31,68	42,24	180	2000	55	106,5						
20A(C)25X161	25	36,00	48,00	160	2000	57,2	111,4						

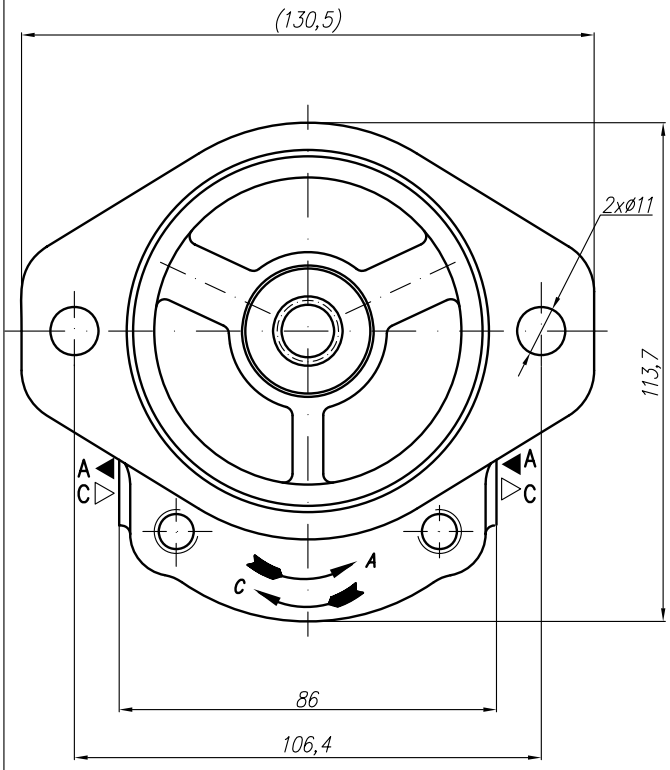

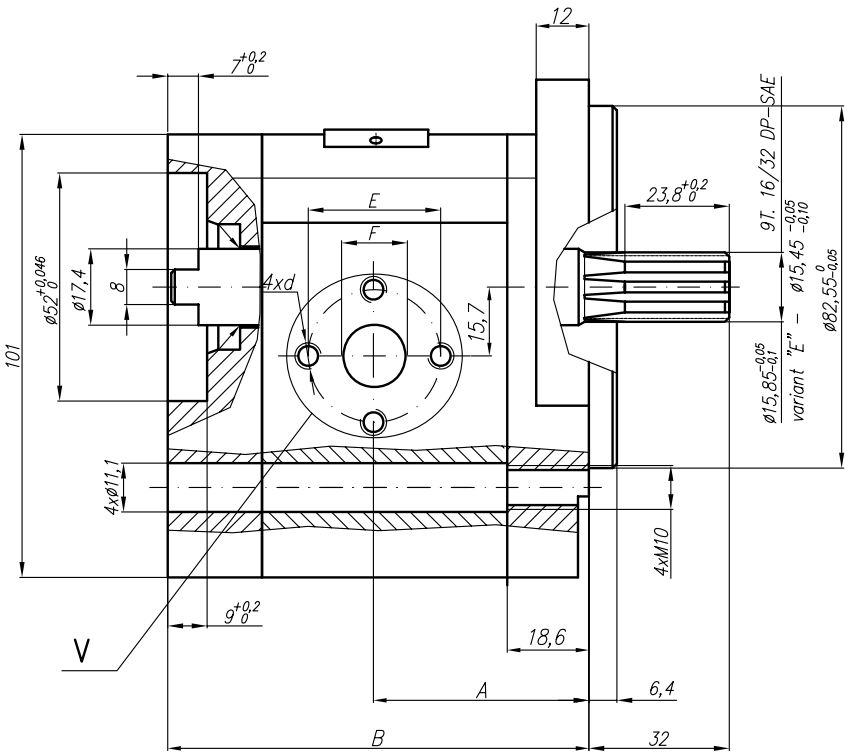

V
Variants for ports – M;G;U

Designations:

...X167 – Normal version (flanges);
...X167M – Metric threads;
...X167G – GAS threads;
...X167U – SAE threads;

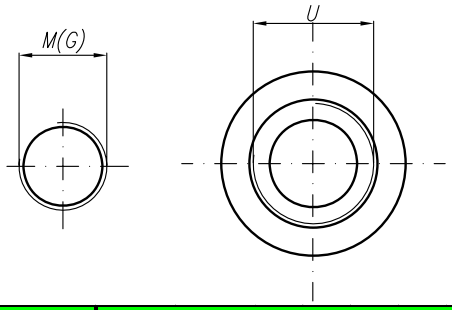

SAE J475 (ISO R725)

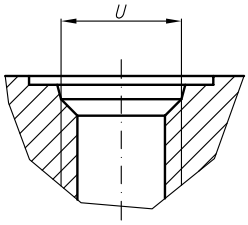

Type	Displacement	Flow		Pressure	max Speed	Dimension															
		at 1500 rpm	at max rpm	P_{nom}	n	A	B	Inlet						Outlet					
	cm^3/rev	l/min	l/min	bar	rpm	mm	mm	E	F	d	M	G	U	E	F	d	M	G	U
20A(C)4,5X167...	4,5	6,14	14,33	250	3500	42,1	86,8	30,2	13,1	M6-6H	M20x1,5	G1/2	1 1/16"-12UNF	30,2	13,1	M6-6H	M16x1,5	G1/2	7/8"-14UNF
20A(C)6,3X167...	6,3	8,69	20,29	250	3500	42,1	86,8												
20A(C)8,2X167...	8,2	11,32	26,40	250	3500	42,1	86,8												
20A(C)10X167...	10	13,95	32,55	250	3500	46,6	95,8	39,7	19	M8-6H		G3/4			14,2				
20A(C)11X167...	11,3	15,76	36,78	250	3500	47,6	97,9												
20A(C)12X167...	12	16,92	39,48	250	3500	48,2	99,1												
20A(C)14X167...	14	19,95	46,55	250	3500	49,6	102,1												
20A(C)15X167...	15	21,60	36,00	250	2500	50,6	103,7												
20A(C)16X167...	16	23,04	38,40	250	2500	51,6	105,3												
20A(C)19X167...	19	27,36	45,60	200	2500	53,6	110,3										M20x1,5		
20A(C)22X167...	22	31,68	42,24	180	2000	56,6	115,3												
20A(C)25X167...	25	36,00	48,00	160	2000	58,8	120,2							39,7	19	M8			

Designed as a first section of tandem gear pumps group 21A(C)...X168/... (IIgroup/Igroup).

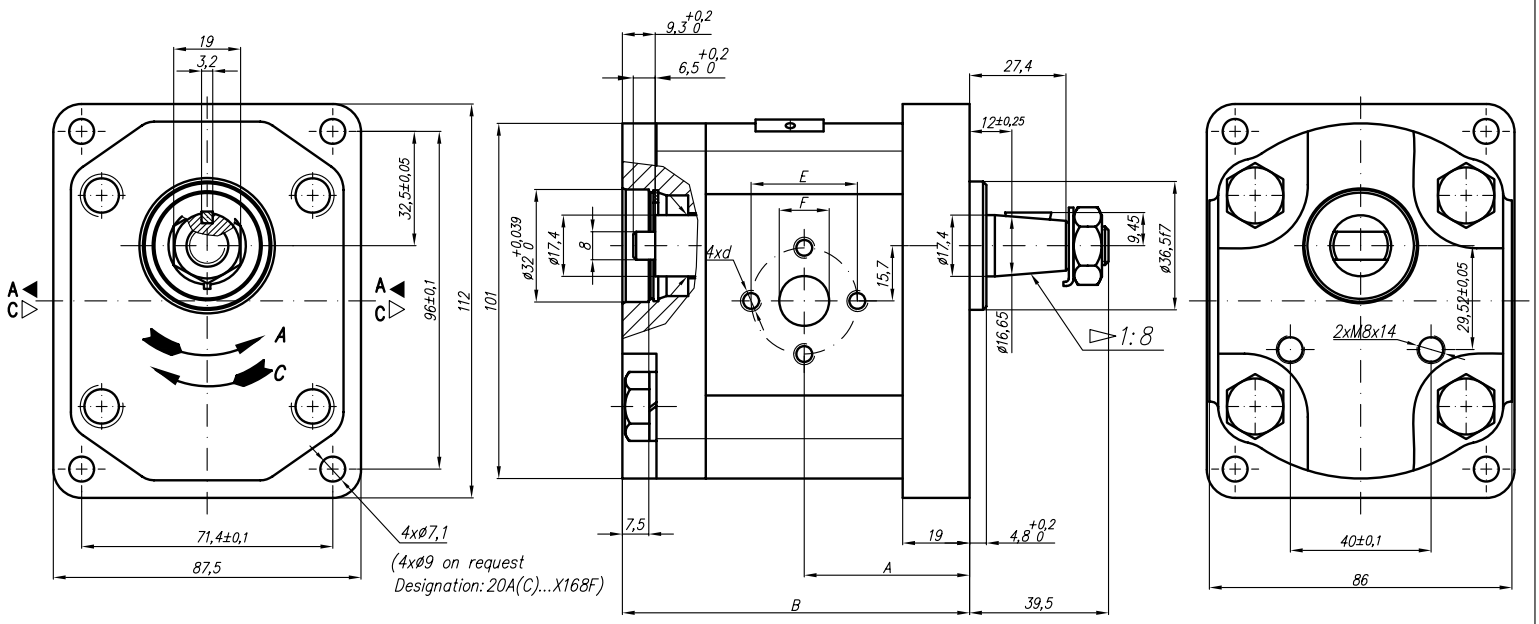

Type	Displacement	Flow		Pressure	max Speed	Dimension							
		at 1500 rpm	at max rpm	P_{nom}	n	A	B	Inlet			Outlet		
	cm^3/rev	l/min	l/min	bar	rpm	mm	mm	E	F	d	E	F	d
20A(C)4,5X168	4,5	6,14	14,33	250	3500	42,5	89,7	30,2	13,1	M6-6H	30,2	13,1	M6-6H
20A(C)6,3X168	6,3	8,69	20,29	250	3500	44	92,7						
20A(C)8,2X168	8,2	11,32	26,40	250	3500	45,5	95,6						
20A(C)10X168	10	13,95	32,55	250	3500	47	98,7	39,7	19	M8-6H		14,2	
20A(C)11X168	11,3	15,76	36,78	250	3500	48	100,7						
20A(C)12X168	12	16,92	39,48	250	3500	48,6	102						
20A(C)14X168	14	19,95	46,55	250	3500	50	105,1						
20A(C)15X168	15	21,60	36,00	250	2500	51	106,6						
20A(C)16X168	16	23,04	38,40	250	2500	52	108,3						
20A(C)19X168	19	27,36	45,60	200	2500	54	113,2						
20A(C)22X168	22	31,68	42,24	180	2000	57	118,2						
20A(C)25X168	25	36,00	48,00	160	2000	59,2	123,1				39,7	19	M8

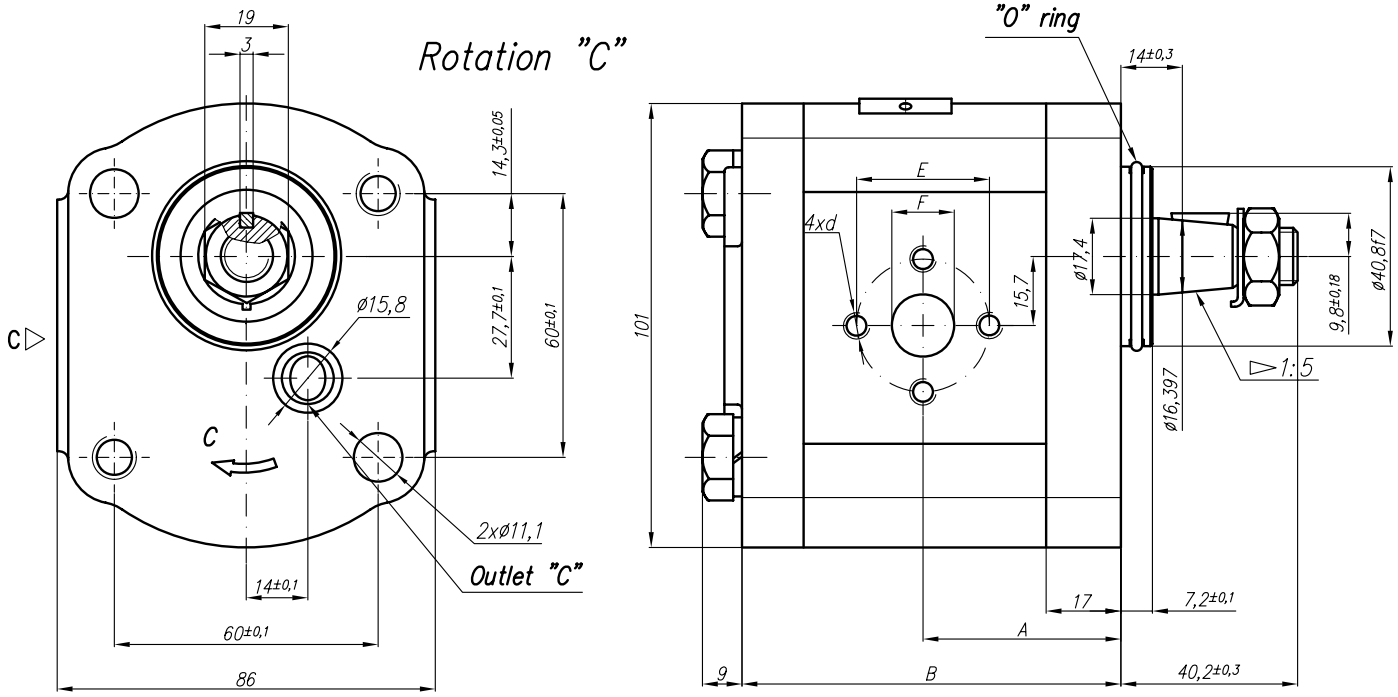

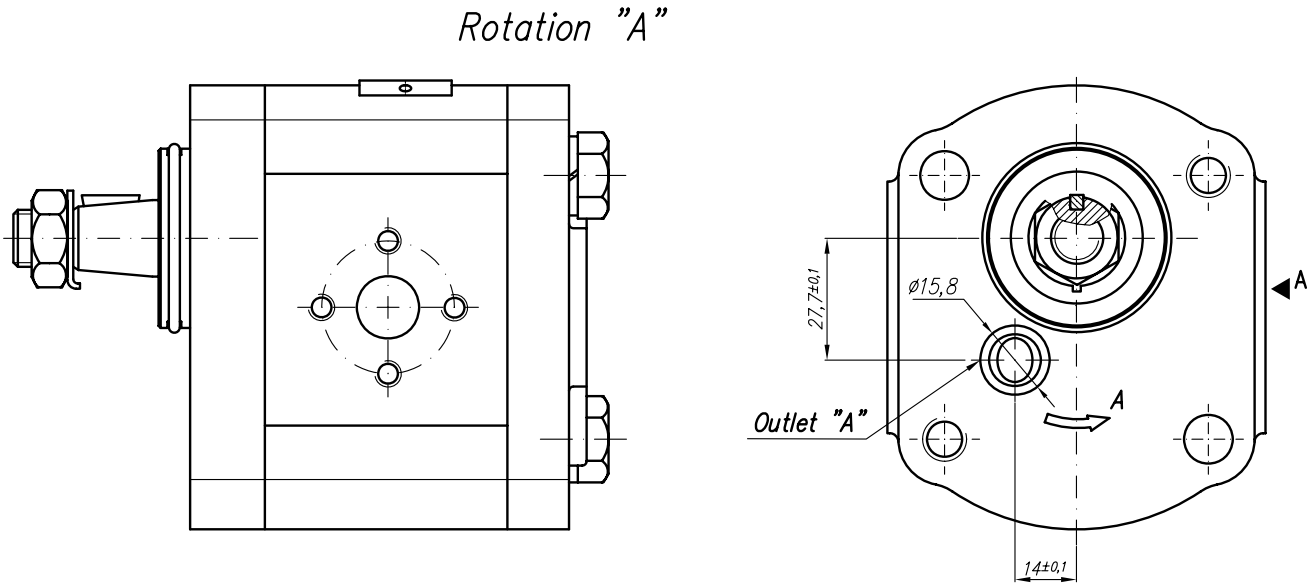

Type	Displacement	Flow		Pressure	max Speed	Dimension							
		at 1500 rpm	at max rpm	P_{nom}	n	A	B	Inlet			Outlet		
	cm^3/rev	l/min	l/min	bar	rpm	mm	mm	E	F	d			
20A(C)4,5X170	4,5	6,14	14,33	250	3500	40,5	78	30,2	13,1	M6-6H		Ø15,8	
20A(C)6,3X170	6,3	8,69	20,29	250	3500	42	81						
20A(C)8,2X170	8,2	11,32	26,40	250	3500	43,5	83,9						
20A(C)10X170	10	13,95	32,55	250	3500	45	87	39,7	19	M8-6H			
20A(C)11X170	11,3	15,76	36,78	250	3500	46	89,1						
20A(C)12X170	12	16,92	39,48	250	3500	46,6	90,3						
20A(C)14X170	14	19,95	46,55	250	3500	48	93,4						
20A(C)15X170	15	21,60	36,00	250	2500	49	94,9						
20A(C)16X170	16	23,04	38,40	250	2500	50	96,6						
20A(C)19X170	19	27,36	45,60	200	2500	52	101,5						
20A(C)22X170	22	31,68	42,24	180	2000	55	106,5						
20A(C)25X170	25	36,00	48,00	160	2000	57,2	111,4						

Designed as a I section of tandem pump 22A(C)...X172/...X173.

Rotation "A"

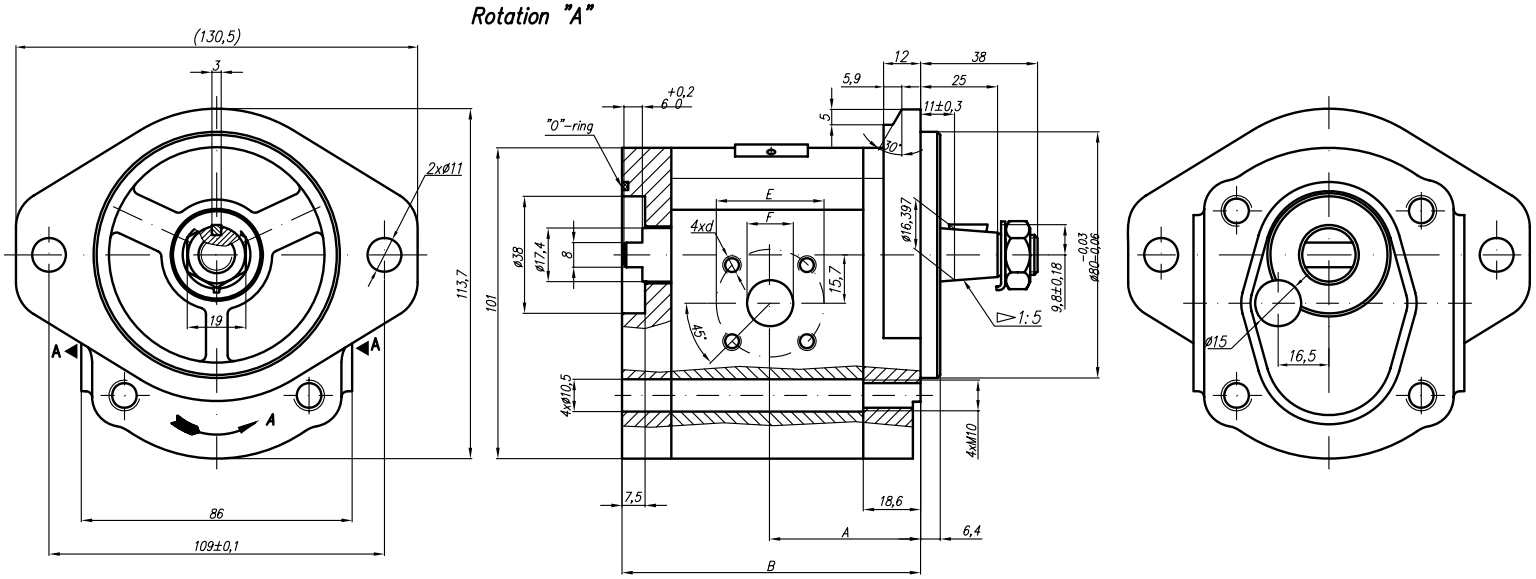

Rotation "C"

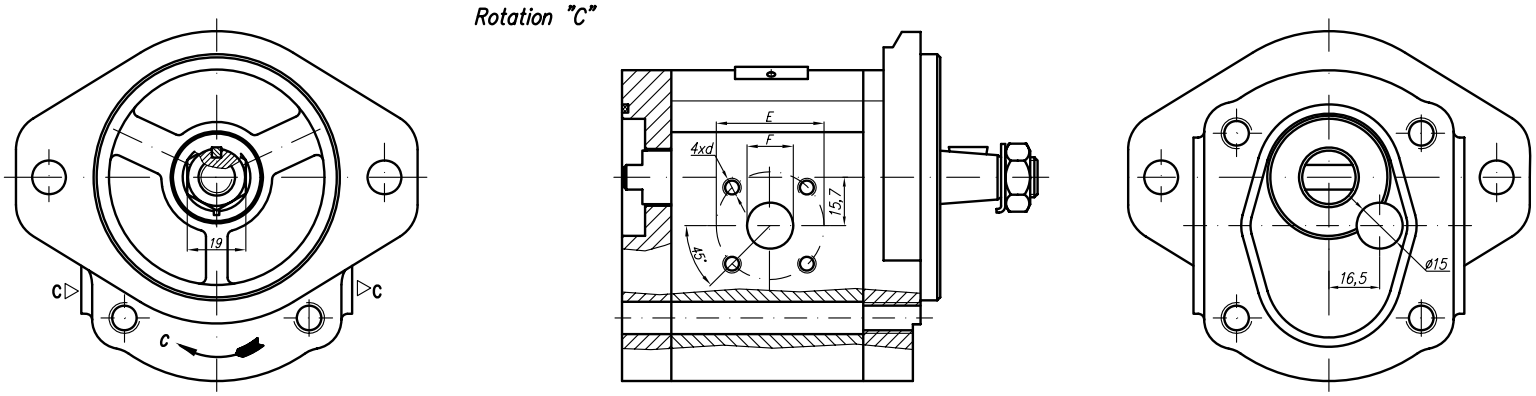

Symbol

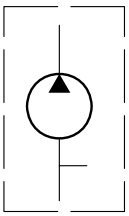

Type	Displacement	Flow		Pressure	max Speed	Dimension							
		at 1500 rpm	at max rpm	P_{nom}	n	A	B	Inlet			Outlet		
	cm^3/rev	l/min	l/min	bar	rpm	mm	mm	E	F	d	E	F	d
20A(C)4,5X172	4,5	6,14	14,33	250	3500			40		M6-6H	35	15	M6-6H
20A(C)6,3X172	6,3	8,69	20,29	250	3500								
20A(C)8,2X172	8,2	11,32	26,40	250	3500				20				
20A(C)10X172	10	13,95	32,55	250	3500								
20A(C)11X172	11,3	15,76	36,78	250	3500								
20A(C)12X172	12	16,92	39,48	250	3500								
20A(C)14X172	14	19,95	46,55	250	3500	49,8	97						
20A(C)15X172	15	21,60	36,00	250	2500	50,6	98,5						
20A(C)16X172	16	23,04	38,40	250	2500	49,8	100,1						
20A(C)19X172	19	27,36	45,60	200	2500	53,6	105,1						
20A(C)22X172	22	31,68	42,24	180	2000								

Designed as a II section of tandem pump 22A(C)...X172/...X173.

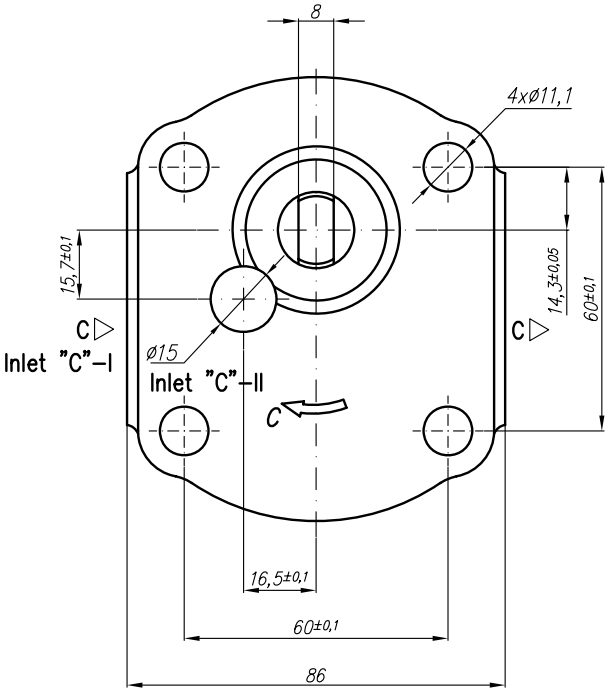

Rotation "C"

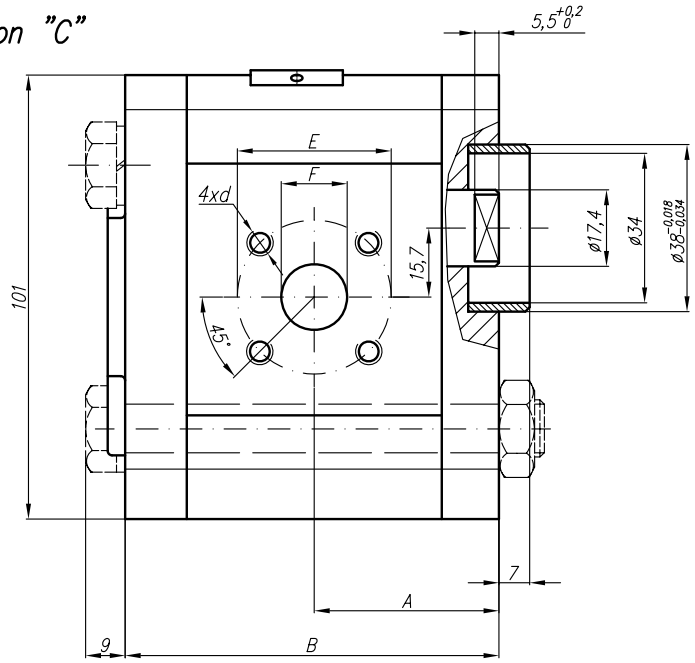

Rotation "A"

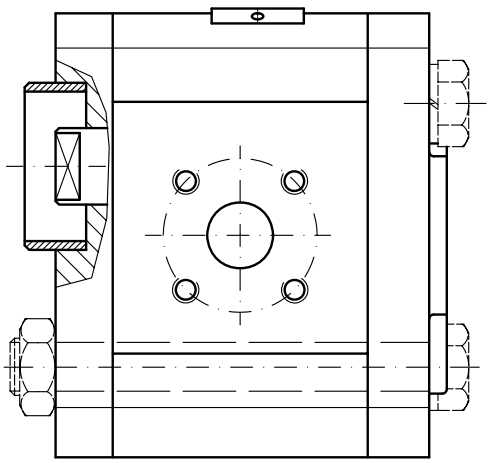

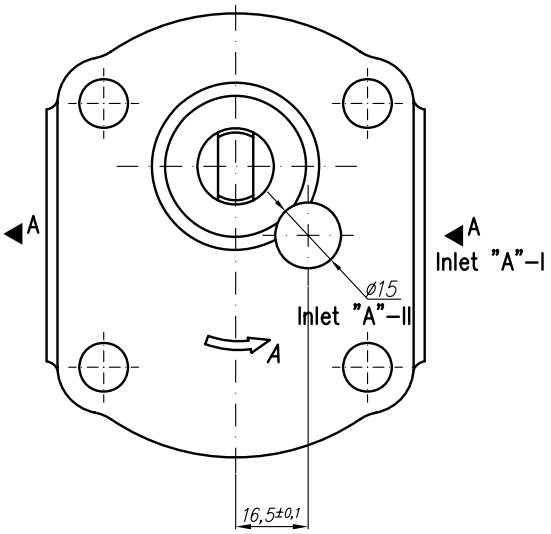

Symbol

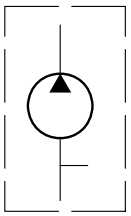

Type	Displacement	Flow		Pressure	max Speed	Dimension							
		at 1500 rpm	at max rpm	P_{nom}	n	A	B	Inlet			Outlet		
	cm^3/rev	l/min	l/min	bar	rpm	mm	mm	E	F	d	E	F	d
20A(C)4,5X173	4,5	6,14	14,33	250	3500			40		M6-6H	35	15	M6-6H
20A(C)6,3X173	6,3	8,69	20,29	250	3500								
20A(C)8,2X173	8,2	11,32	26,40	250	3500	36,6	74		20				
20A(C)10X173	10	13,95	32,55	250	3500								
20A(C)11X173	11,3	15,76	36,78	250	3500	42	85						
20A(C)12X173	12	16,92	39,48	250	3500								
20A(C)14X173	14	19,95	46,55	250	3500								
20A(C)15X173	15	21,60	36,00	250	2500								
20A(C)16X173	16	23,04	38,40	250	2500								
20A(C)19X173	19	27,36	45,60	200	2500								
20A(C)22X173	22	31,68	42,24	180	2000								

Designed as a middle section of multiple pumps group 221A(C)...//...X178/...

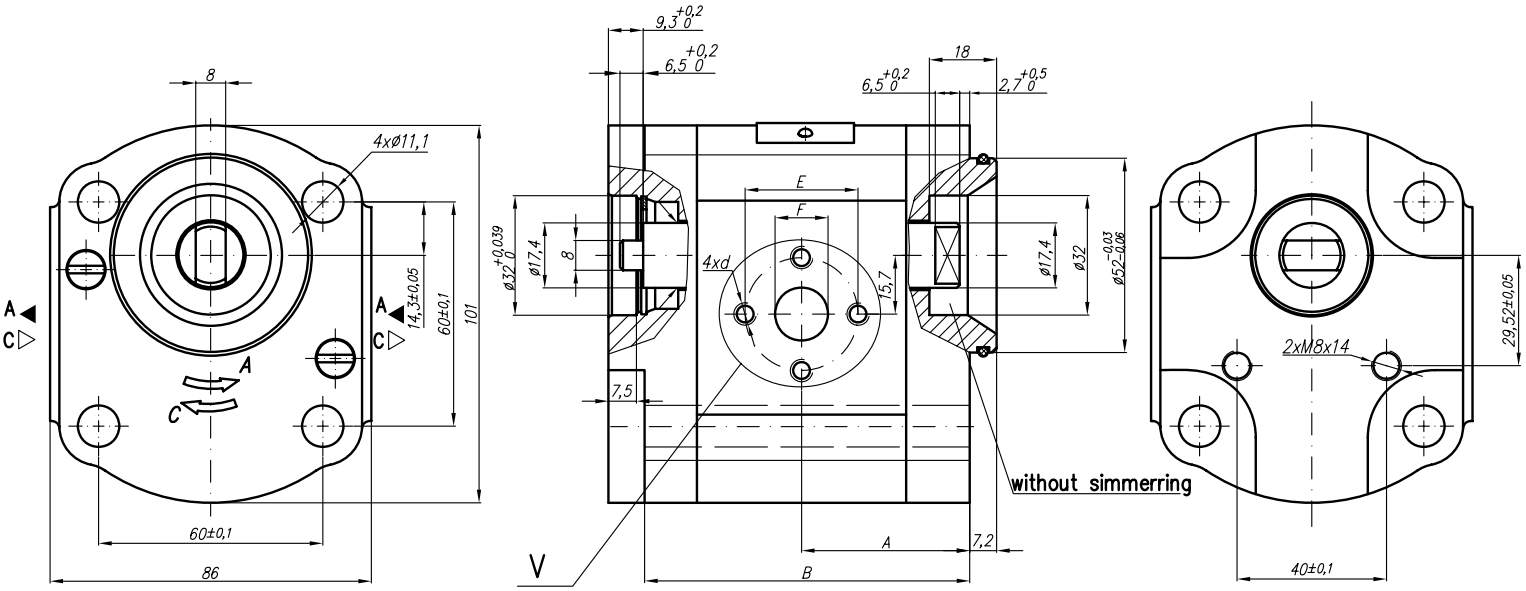

V
Variants for ports – M;G;U

Designations:

...X178 – Normal version (flanges);
...X178M – Metric threads;
...X178G – GAS threads;
...X178U – SAE threads;

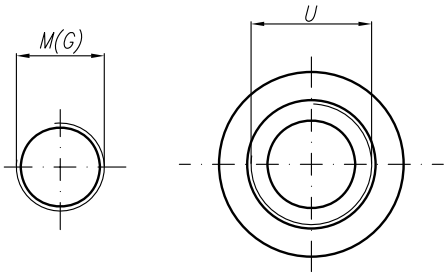

SAE J475 (ISO R725)

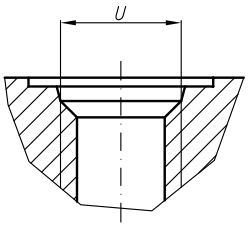

Type	Displacement	Flow		Pressure	max Speed	Dimension															
		at 1500 rpm	at max rpm	P_{nom}	n	A	B	Inlet						Outlet					
								E	F	d	M	G	U	E	F	d	M	G	U
	cm^3/rev	l/min	l/min	bar	rpm	mm	mm												
20A(C)4,5X178...	4,5	6,14	14,33	250	3500	40,5	78	30,2	13,1	M6-6H	M20x1,5	G1/2	1 1/16"-12UNF	30,2	13,1	M6-6H	M16x1,5	G1/2	7/8"-14UNF
20A(C)6,3X178...	6,3	8,69	20,29	250	3500	42	81												
20A(C)8,2X178...	8,2	11,32	26,40	250	3500	43,5	83,9												
20A(C)10X178...	10	13,95	32,55	250	3500	45	87	39,7	19	M8-6H		G3/4			14,2				
20A(C)11X178...	11,3	15,76	36,78	250	3500	46	89,1												
20A(C)12X178...	12	16,92	39,48	250	3500	46,6	90,3												
20A(C)14X178...	14	19,95	46,55	250	3500	48	93,4												
20A(C)15X178...	15	21,60	36,00	250	2500	49	95												
20A(C)16X178...	16	23,04	38,40	250	2500	50	96,6										M20x1,5		
20A(C)19X178...	19	27,36	45,60	200	2500	52	101,5												
20A(C)22X178...	22	31,68	42,24	180	2000	55	106,5												
20A(C)25X178...	25	36,00	48,00	160	2000	57,2	111,4							39,7	19	M8			

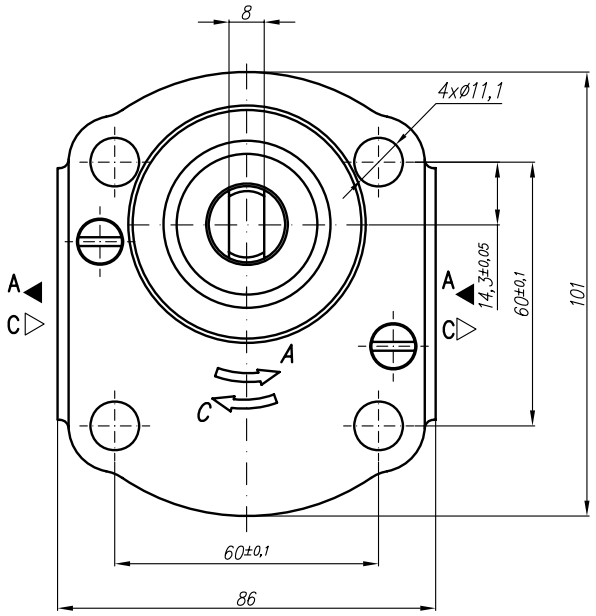

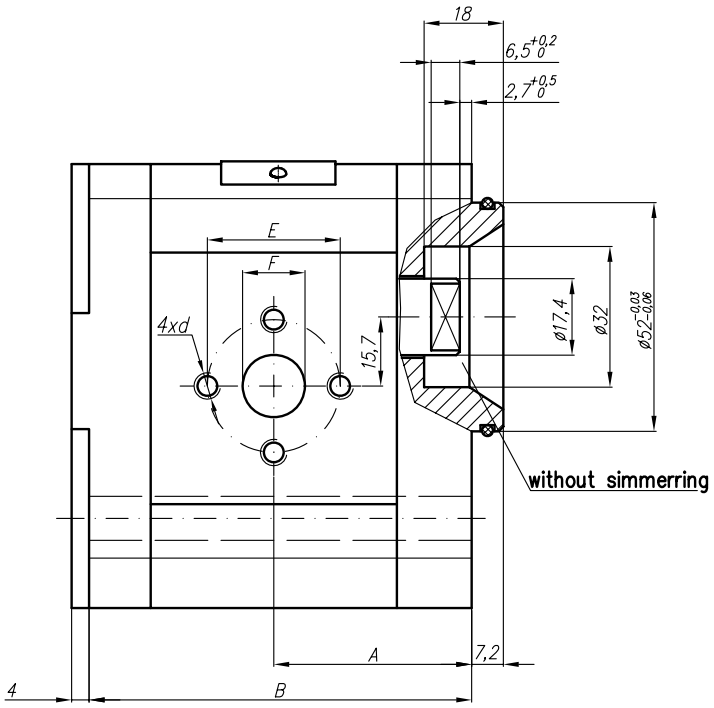

Type	Displacement	Flow		Pressure	max Speed	Dimension							
		at 1500 rpm	at max rpm	P_{nom}	n	A	B	Inlet			Outlet		
	cm^3/rev	l/min	l/min	bar	rpm	mm	mm	E	F	d	E	F	d
20A(C)4,5X185	4,5	6,14	14,33	200	3500	40,5	78	30,2	13,1	M6-6H	30,2	13,1	M6-6H
20A(C)6,3X185	6,3	8,69	20,29	200	3500	40,5	78						
20A(C)8,2X185	8,2	11,32	26,40	200	3500	40,5	78						
20A(C)10X185	10	13,95	32,55	200	3500	45	87	39,7	19	M8-6H		14,2	
20A(C)11X185	11,3	15,76	36,78	200	3500	46	89,1						
20A(C)12X185	12	16,92	39,48	200	3500	46,6	90,3						
20A(C)14X185	14	19,95	46,55	200	3500	48	93,4						
20A(C)15X185	15	21,60	36,00	200	2500	49	94,9						
20A(C)16X185	16	23,04	38,40	200	2500	50	96,6						
20A(C)19X185	19	27,36	45,60	200	2500	52	101,5						
20A(C)22X185	22	31,68	42,24	180	2000	55	106,5						
20A(C)25X185	25	36,00	48,00	160	2000	57,2	111,4				39,7	19	M8

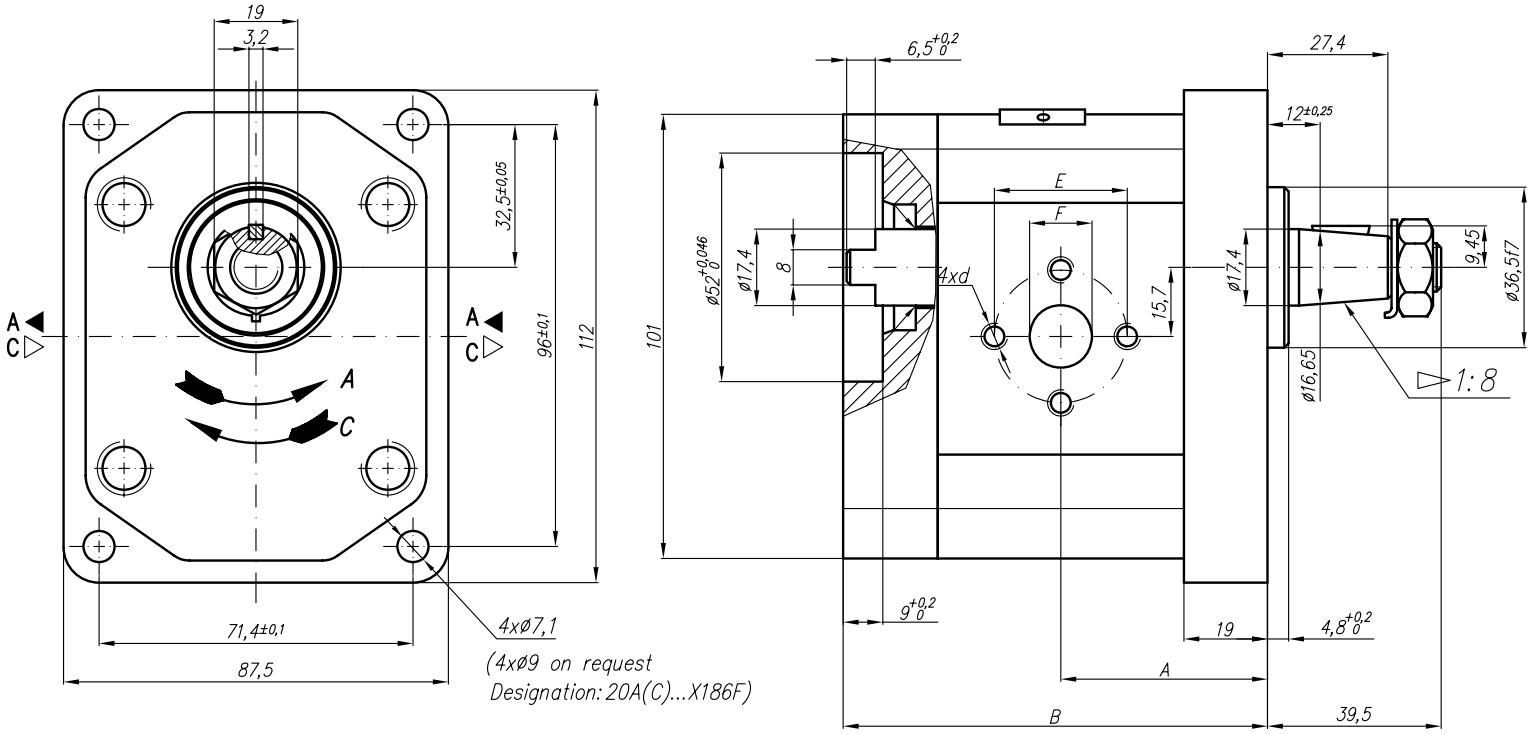

Type	Displacement	Flow		Pressure	max Speed	Dimension							
		at 1500 rpm	at max rpm	P_{nom}	n	A	B	Inlet			Outlet		
	cm^3/rev	l/min	l/min	bar	rpm	mm	mm	E	F	d	E	F	d
20A(C)4,5X186	4,5	6,14	14,33	200	3500	42,5	87,2	30,2	13,1	M6-6H	30,2	13,1	M6-6H
20A(C)6,3X186	6,3	8,69	20,29	200	3500	42,5	87,2						
20A(C)8,2X186	8,2	11,32	26,40	200	3500	42,5	87,2						
20A(C)10X186	10	13,95	32,55	200	3500	47	96,2	39,7	19	M8-6H		14,2	
20A(C)11X186	11,3	15,76	36,78	200	3500	48	98,2						
20A(C)12X186	12	16,92	39,48	200	3500	48,6	99,5						
20A(C)14X186	14	19,95	46,55	200	3500	50	102,6						
20A(C)15X186	15	21,60	36,00	200	2500	51	104,1						
20A(C)16X186	16	23,04	38,40	200	2500	52	105,8						
20A(C)19X186	19	27,36	45,60	200	2500	54	110,7						
20A(C)22X186	22	31,68	42,24	180	2000	57	115,7						
20A(C)25X186	25	36,00	48,00	160	2000	59,2	120,6				39,7	19	M8

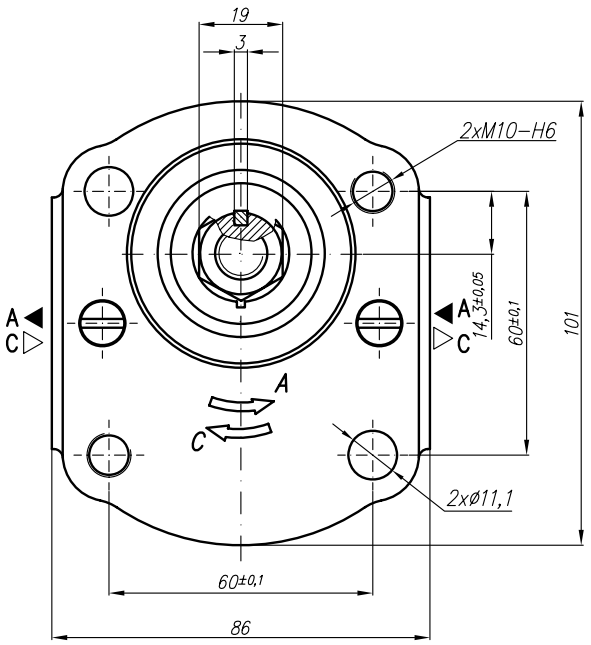

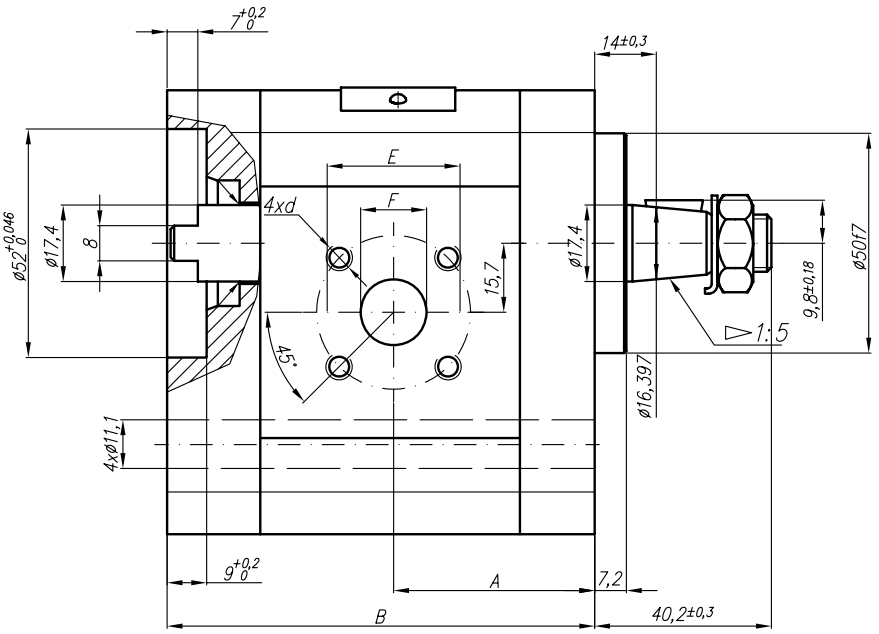

Type	Displacement	Flow		Pressure	max Speed	Dimension							
		at 1500 rpm	at max rpm	P_{nom}	n	A	B	Inlet			Outlet		
	cm^3/rev	l/min	l/min	bar	rpm	mm	mm	E	F	d	E	F	d
20A(C)4,5X187	4,5	6,14	14,33	250	3500	37,3	82,3	40	15	M6-6H	35	15	M6-6H
20A(C)6,3X187	6,3	8,69	20,29	250	3500	38,6	85,2						
20A(C)8,2X187	8,2	11,32	26,40	250	3500	40,6	85,2		20				
20A(C)10X187	10	13,95	32,55	250	3500	45	94,1						
20A(C)11X187	11,3	15,76	36,78	250	3500	45	96,2						
20A(C)12X187	12	16,92	39,48	250	3500	45	97,5						
20A(C)14X187	14	19,95	46,55	250	3500	45	100,6						
20A(C)15X187	15	21,60	36,00	250	2500	45	102,1						
20A(C)16X187	16	23,04	38,40	250	2500	45	103,8						
20A(C)19X187	19	27,36	45,60	200	2500	45	108,7						
20A(C)22X187	22	31,68	42,24	180	2000	52,5	113,7						
20A(C)25X187	25	36,00	48,00	160	2000	57,2	118,6						

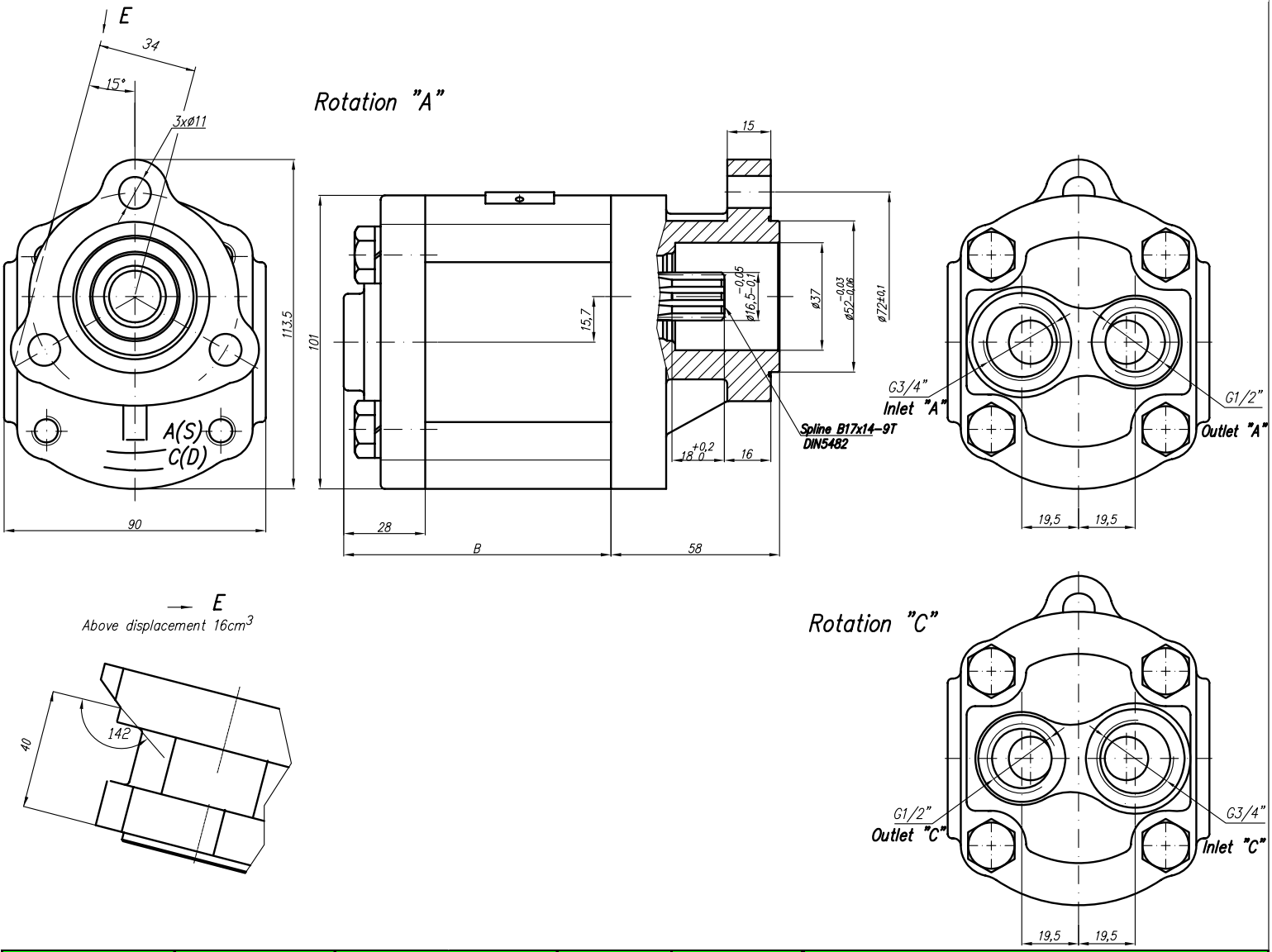

Type	Displacement	Flow		Pressure	max Speed	Dimension							
		at 1500 rpm	at max rpm	P_{nom}	n	A	B	Inlet			Outlet		
	cm^3/rev	l/min	l/min	bar	rpm	mm	mm	M	G	U	M	G	U
20A(C)4,5X192	4,5	6,14	14,33	250	3500		75		G3/4"			G1/2"	
20A(C)6,3X192	6,3	8,69	20,29	250	3500		78						
20A(C)8,2X192	8,2	11,32	26,40	250	3500		80,9						
20A(C)10X192	10	13,95	32,55	250	3500		84						
20A(C)11X192	11,3	15,76	36,78	250	3500		86						
20A(C)12X192	12	16,92	39,48	250	3500		87,3						
20A(C)14X192	14	19,95	46,55	250	3500		90,4						
20A(C)15X192	15	21,60	36,00	250	2500		91,9						
20A(C)16X192	16	23,04	38,40	250	2500		93,6						
20A(C)19X192	19	27,36	45,60	200	2500		98,5						
20A(C)22X192	22	31,68	42,24	180	2000		103,5						
20A(C)25X192	25	36,00	48,00	160	2000		108,4						
20A(C)36X192	36	51,84	51,84	100	1500		103,5						
20A(C)15X192H	15	21,60	36,00	250	2500		102,2		G3/4"			G1/2"	
20A(C)16X192H	16	23,04	38,40	250	2500		103,9						
20A(C)17,3X192H	17,3	24,91	41,52	230	2500		105,9						
20A(C)18,2X192H	18,2	26,21	43,68	200	2500		107,5						
20A(C)19X192H	19	27,36	45,60	200	2500		108,8						
20A(C)22X192H	22	31,68	42,24	180	2000		113,8						
20A(C)25X192H	25	36,00	48,00	160	2000		118,7						
20A(C)28X192H	28	40,32	53,76	120	2000								
20A(C)32X192H	32	46,08	46,08	100	1500								
20A(C)36X192H	36	51,84	51,84	80	1500								

Designed as a special version motor–pump 22A(C)...X194/...X195.

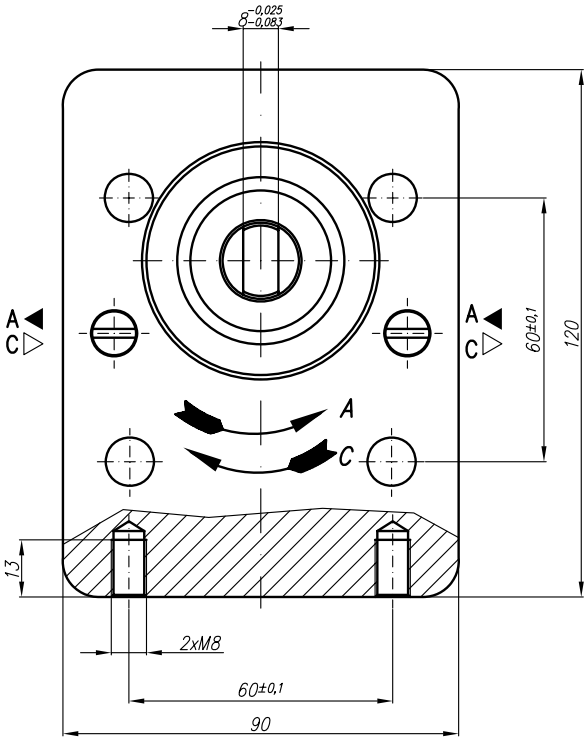

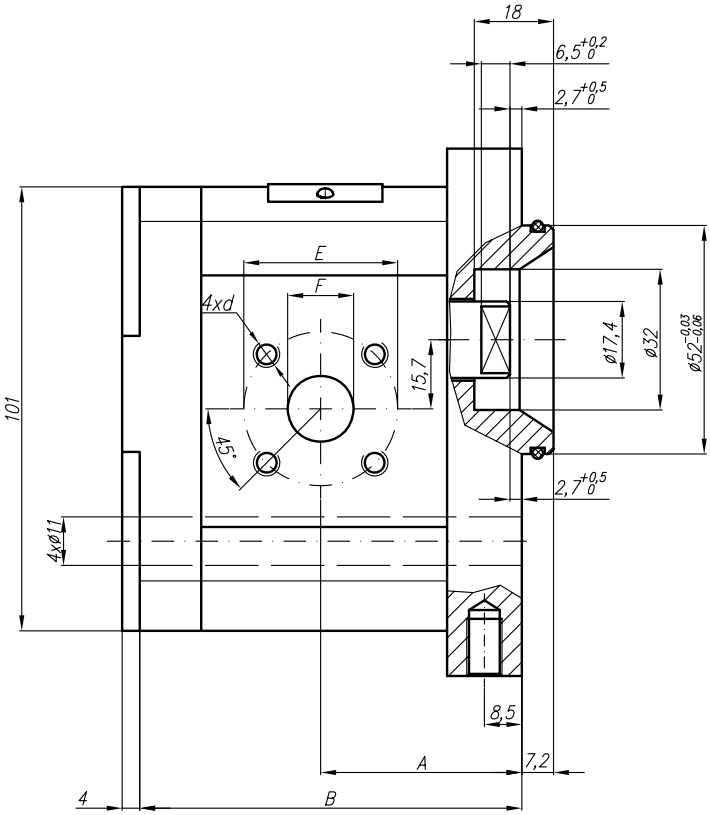

Symbol

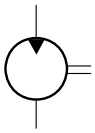

Type	Displacement	Flow		Pressure	max Speed	Dimension							
		at 1500 rpm	at max rpm	P_{nom}	n	A	B	Inlet			Outlet		
	cm^3/rev	l/min	l/min	bar	rpm	mm	mm	E	F	d	E	F	d
20A(C)4,5X194	4,5	6,14	14,33	250	3500	37,3	78	40	15	M6-6H	35	15	M6-6H
20A(C)6,3X194	6,3	8,69	20,29	250	3500	38,6	81						
20A(C)8,2X194	8,2	11,32	26,40	250	3500	40,6	83,9		20				
20A(C)10X194	10	13,95	32,55	250	3500	45	87						
20A(C)11X194	11,3	15,76	36,78	250	3500	45	89,1						
20A(C)12X194	12	16,92	39,48	250	3500	45	90,3						
20A(C)14X194	14	19,95	46,55	250	3500	45	93,4						
20A(C)15X194	15	21,60	36,00	250	2500	45	94,9						
20A(C)16X194	16	23,04	38,40	250	2500	45	96,5						
20A(C)19X194	19	27,36	45,60	200	2500	45	101,5						
20A(C)22X194	22	31,68	42,24	180	2000	52,5	106,5						
20A(C)25X194	25	36,00	48,00	160	2000	54,7	111,4						

Designed as a special version motor-pump 22A(C)...X194/...X195.

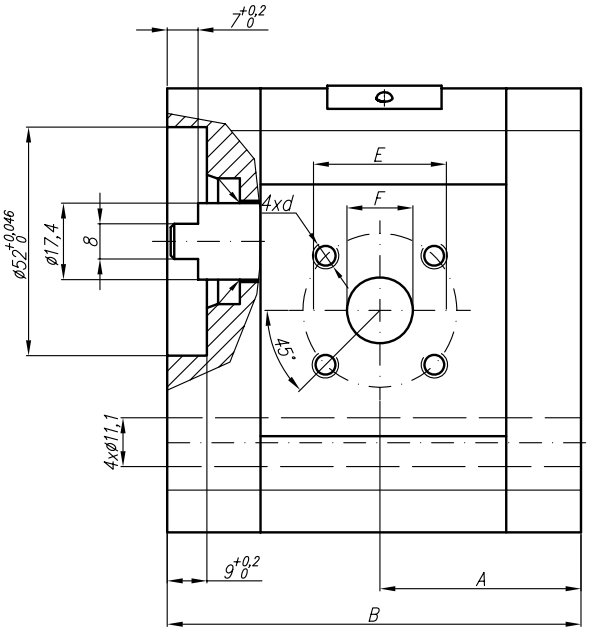

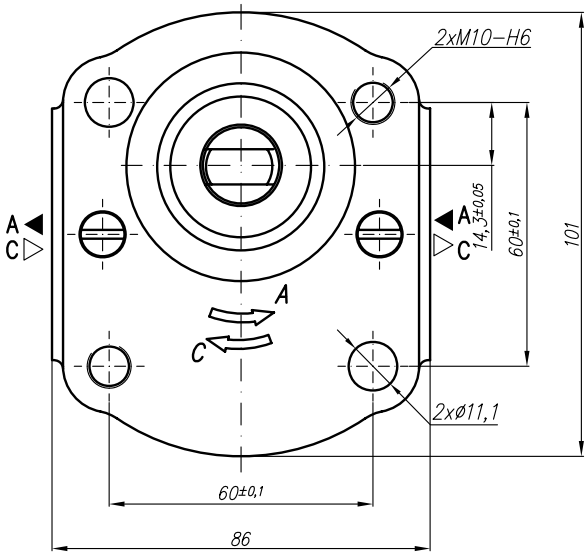

Symbol

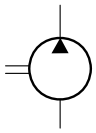

Type	Displacement	Flow		Pressure	max Speed	Dimension							
		at 1500 rpm	at max rpm	P_{nom}	n	A	B	Inlet			Outlet		
	cm^3/rev	l/min	l/min	bar	rpm	mm	mm	E	F	d	E	F	d
20A(C)4,5X195	4,5	6,14	14,33	250	3500	37,3	85,2	40	15	M6-6H	35	15	M6-6H
20A(C)6,3X195	6,3	8,69	20,29	250	3500	38,6	88,2						
20A(C)8,2X195	8,2	11,32	26,40	250	3500	40,6	91,1		20				
20A(C)10X195	10	13,95	32,55	250	3500	45	94,1						
20A(C)11X195	11,3	15,76	36,78	250	3500	45	96,2						
20A(C)12X195	12	16,92	39,48	250	3500	45	97,5						
20A(C)14X195	14	19,95	46,55	250	3500	45	100,6						
20A(C)15X195	15	21,60	36,00	250	2500	45	102,1						
20A(C)16X195	16	23,04	38,40	250	2500	45	103,8						
20A(C)19X195	19	27,36	45,60	200	2500	45	108,7						
20A(C)22X195	22	31,68	42,24	180	2000	52,5	113,7						
20A(C)25X195	25	36,00	48,00	160	2000	54,7	118,5						

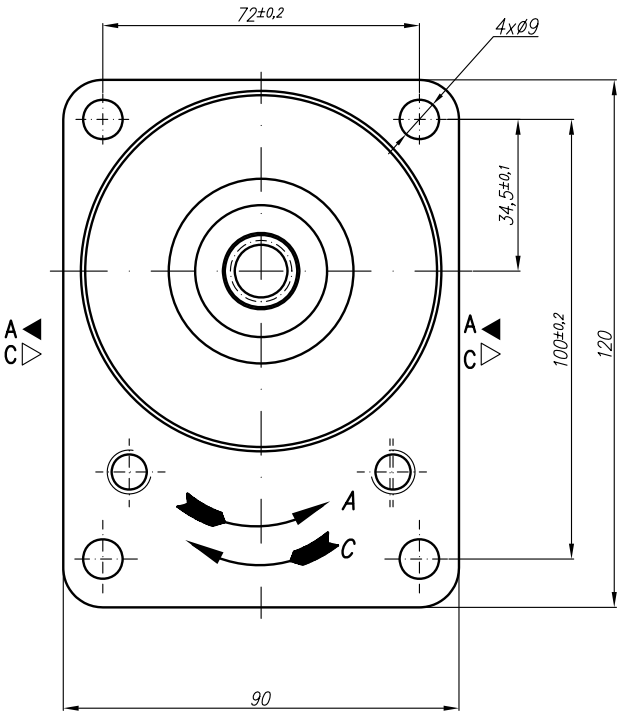

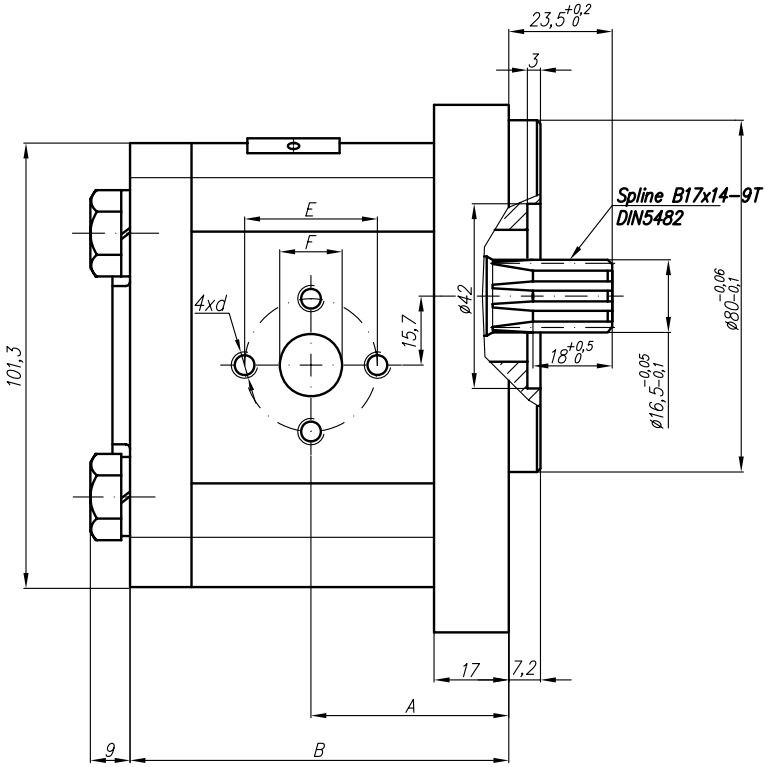

Type	Displacement	Flow		Pressure	max Speed	Dimension							
		at 1500 rpm	at max rpm	P_{nom}	n	A	B	Inlet			Outlet		
	cm^3/rev	l/min	l/min	bar	rpm	mm	mm	E	F	d	E	F	d
20A(C)4,5X196	4,5	6,14	14,33	250	3500	39,8	78	30,2	13,1	M6-6H	30,2	13,1	M6-6H
20A(C)6,3X196	6,3	8,69	20,29	250	3500	41	81						
20A(C)8,2X196	8,2	11,32	26,40	250	3500	43,1	83,9						
20A(C)10X196	10	13,95	32,55	250	3500	47,5	87	39,7	19	M8-6H		14,2	
20A(C)11X196	11,3	15,76	36,78	250	3500	47,5	89,1						
20A(C)12X196	12	16,92	39,48	250	3500	47,5	90,3						
20A(C)14X196	14	19,95	46,55	250	3500	47,5	93,4						
20A(C)15X196	15	21,60	36,00	250	2500	47,5	94,9						
20A(C)16X196	16	23,04	38,40	250	2500	47,5	96,6						
20A(C)19X196	19	27,36	45,60	200	2500	47,5	101,5						
20A(C)22X196	22	31,68	42,24	180	2000	55	106,5						
20A(C)25X196	25	36,00	48,00	160	2000	57,2	111,4				39,7	19	M8

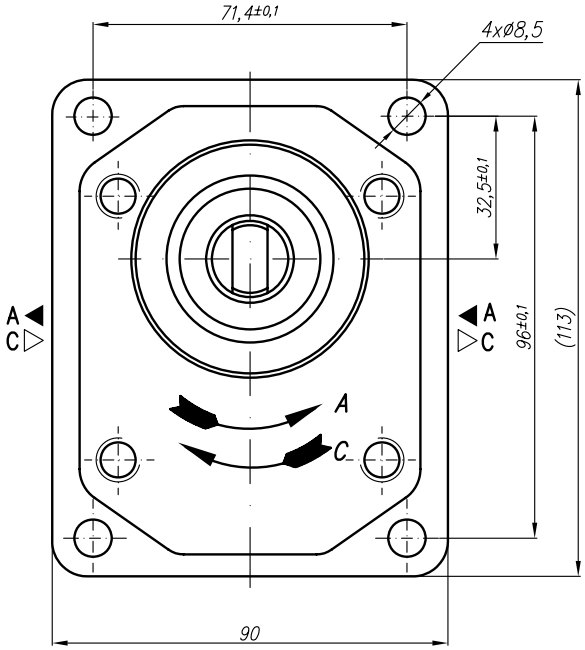

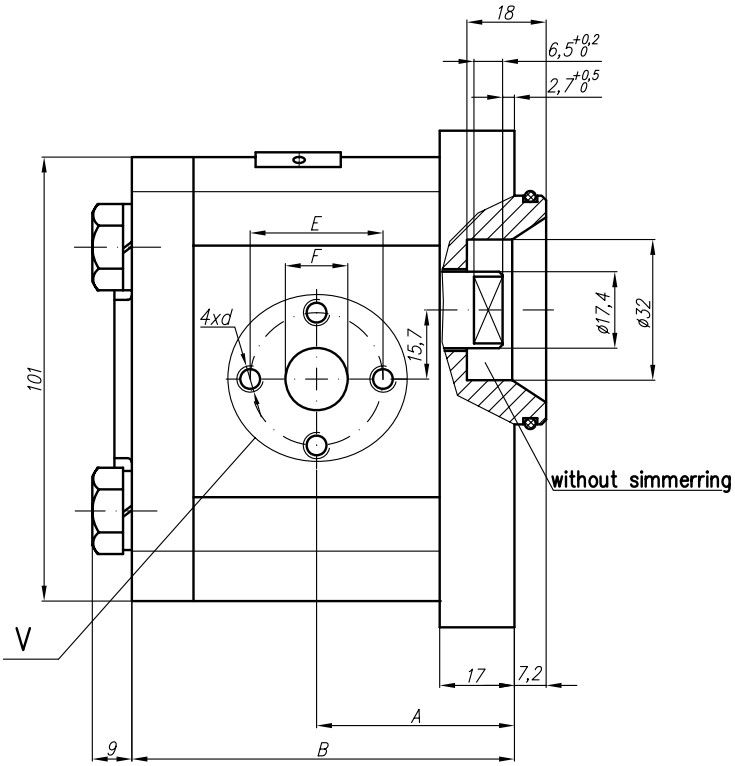

V
Variants for ports – M;G;U

Designations:

...X201 – Normal version (flanges);
...X201M – Metric threads;
...X201G – GAS threads;
...X201U – SAE threads;

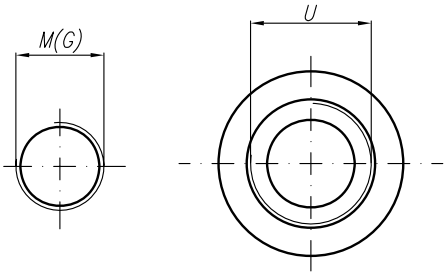

SAE J475 (ISO R725)

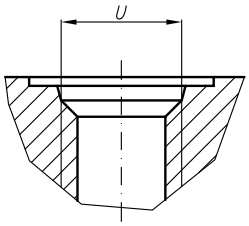

Type	Displacement	Flow		Pressure	max Speed	Dimension															
		at 1500 rpm	at max rpm	P_{nom}	n	A	B	Inlet						Outlet					
								E	F	d	M	G	U	E	F	d	M	G	U
	cm^3/rev	l/min	l/min	bar	rpm	mm	mm												
20A(C)4,5X201...	4,5	6,14	14,33	250	3500	40,5	78	30,2	13,1	M6-6H	M20x1,5	G1/2	1 1/16"-12UNF	30,2	13,1	M6-6H	M16x1,5	G1/2	7/8"-14UNF
20A(C)6,3X201...	6,3	8,69	20,29	250	3500	42	81												
20A(C)8,2X201...	8,2	11,32	26,40	250	3500	43,5	83,9												
20A(C)10X201...	10	13,95	32,55	250	3500	45	87	39,7	19	M8-6H		G3/4			14,2				
20A(C)11X201...	11,3	15,76	36,78	250	3500	46	89,1												
20A(C)12X201...	12	16,92	39,48	250	3500	46,6	90,3												
20A(C)14X201...	14	19,95	46,55	250	3500	48	93,4												
20A(C)15X201...	15	21,60	36,00	250	2500	49	95												
20A(C)16X201...	16	23,04	38,40	250	2500	50	96,6										M20x1,5		
20A(C)19X201...	19	27,36	45,60	200	2500	52	101,5												
20A(C)22X201...	22	31,68	42,24	180	2000	55	106,5												
20A(C)25X201...	25	36,00	48,00	160	2000	57,2	111,4							39,7	19	M8			

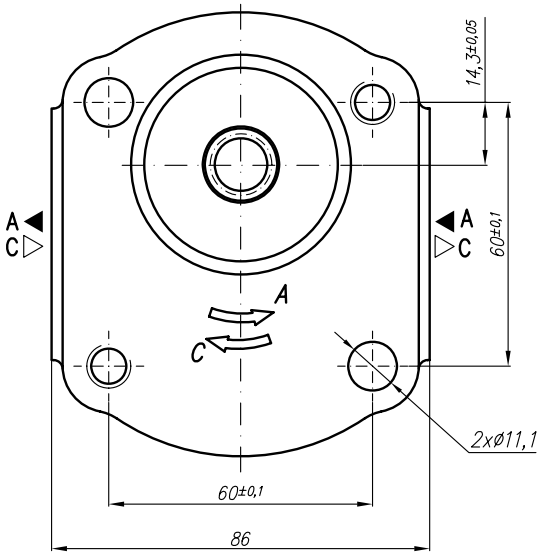

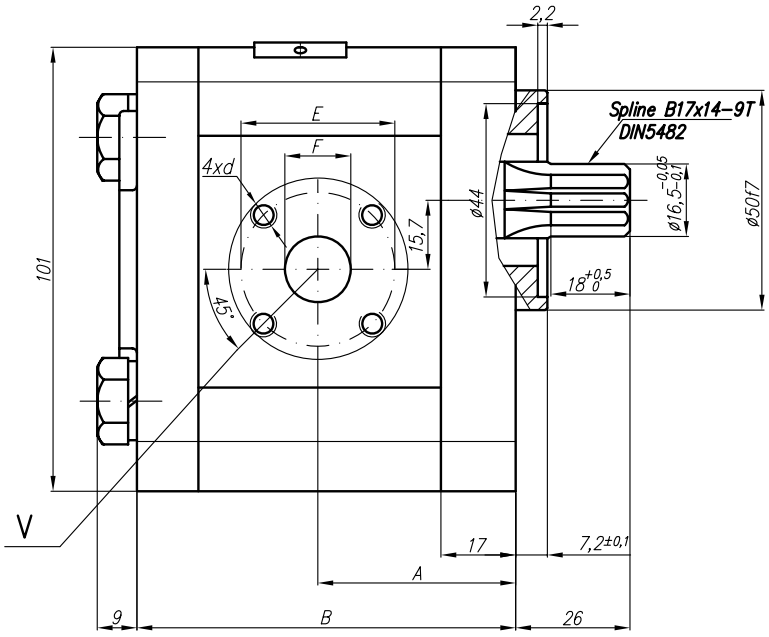

V
Variants for ports – M;G;U

Designations:

...X205 – Normal version (flanges);
...X205M – Metric threads;
...X205G – GAS threads;
...X205U – SAE threads;

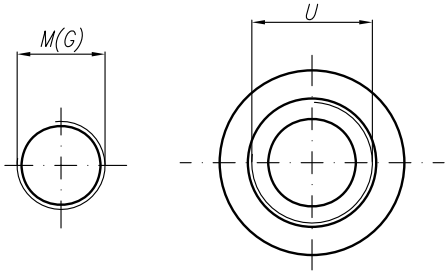

SAE J475 (ISO R725)

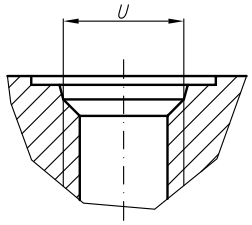

Type	Displacement	Flow		Pressure	max Speed	Dimension														
		at 1500 rpm	at max rpm	P_{nom}	n	A	B	Inlet						Outlet						
	cm^3/rev	l/min	l/min	bar	rpm	mm	mm	E	F	d	M	G	U	E	F	d	M	G	U
20A(C)4,5X205...	4,5	6,14	14,33	250	3500	37,3	75,1	40	15	M6-6H	M20x1,5	G1/2	1 1/16"-12UNF	35	15	M6-6H	M16x1,5	G1/2	7/8"-14UNF
20A(C)6,3X205...	6,3	8,69	20,29	250	3500	38,6	78												
20A(C)8,2X205...	8,2	11,32	26,40	250	3500	40,6	78		20			G3/4							
20A(C)10X205...	10	13,95	32,55	250	3500	45	87												
20A(C)11X205...	11,3	15,76	36,78	250	3500	45	89,1												
20A(C)12X205...	12	16,92	39,48	250	3500	45	90,3												
20A(C)14X205...	14	19,95	46,55	250	3500	45	93,4												
20A(C)15X205...	15	21,60	36,00	250	2500	45	94,9												
20A(C)16X205...	16	23,04	38,40	250	2500	45	96,5										M20x1,5		
20A(C)19X205...	19	27,36	45,60	200	2500	45	101,5												
20A(C)22X205...	22	31,68	42,24	180	2000	52,5	106,5												
20A(C)25X205...	25	36,00	48,00	160	2000	57,2	111,4												

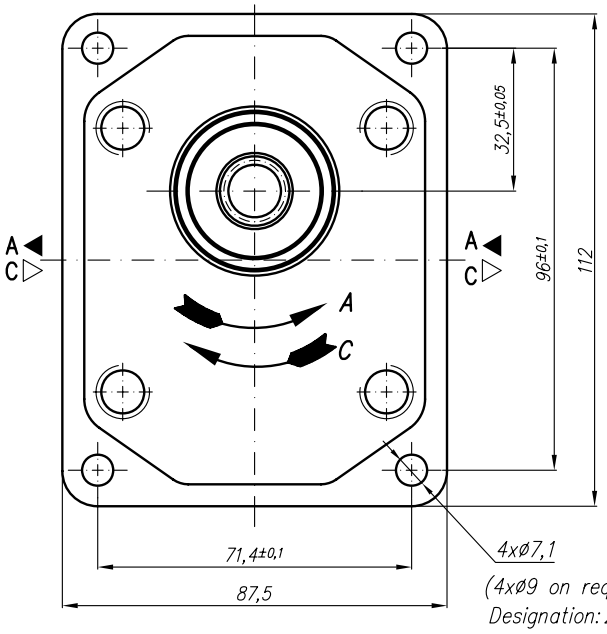

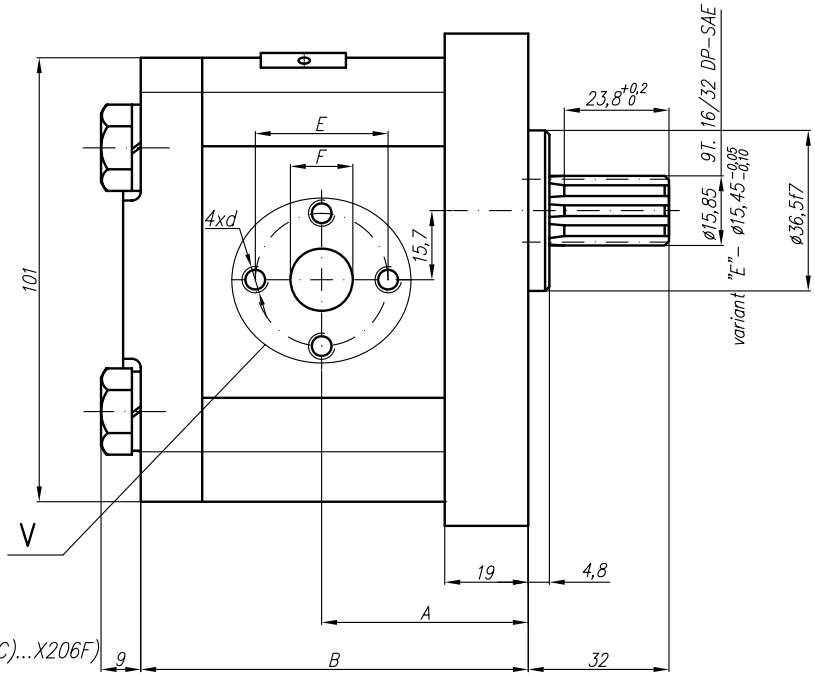

V
Variants for ports – M;G;U

Designations:

...X206 – Normal version (flanges);
...X206M – Metric threads;
...X206G – GAS threads;
...X206U – SAE threads;

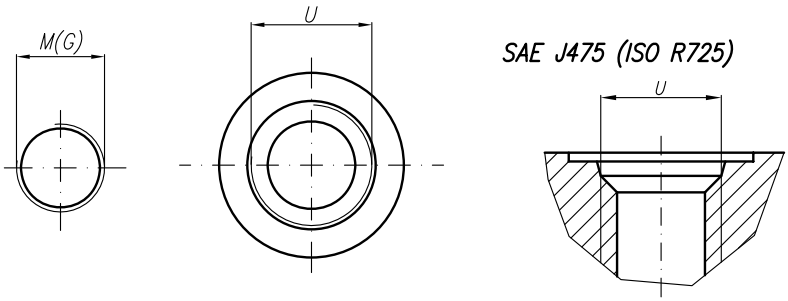

Type	Displacement	Flow		Pressure	max Speed	Dimension																	
		at 1500 rpm	at max rpm	P_{nom}	n	A	B	Inlet						Outlet					
	cm^3/rev	l/min	l/min	bar	rpm	mm	mm	E	F	d	M	G	U	E	F	d	M	G	U
20A(C)4,5X206...	4,5	6,14	14,33	250	3500	42,5	80	30,2	13,1	M6-6H	M20x1,5	G1/2	1 1/16"-12UNF	30,2	13,1	M6-6H	M16x1,5	G1/2	7/8"-14UNF
20A(C)6,3X206...	6,3	8,69	20,29	250	3500	42,5	80												
20A(C)8,2X206...	8,2	11,32	26,40	250	3500	42,5	80												
20A(C)10X206...	10	13,95	32,55	250	3500	47	89	39,7	19	M8-6H		G3/4			14,2				
20A(C)11X206...	11,3	15,76	36,78	250	3500	48	91,1												
20A(C)12X206...	12	16,92	39,48	250	3500	48,6	92,3												
20A(C)14X206...	14	19,95	46,55	250	3500	50	95,4												
20A(C)15X206...	15	21,60	36,00	250	2500	51	96,9												
20A(C)16X206...	16	23,04	38,40	250	2500	52	98,6												
20A(C)19X206...	19	27,36	45,60	200	2500	54	103,5										M20x1,5		
20A(C)22X206...	22	31,68	42,24	180	2000	57	108,5												
20A(C)25X206...	25	36,00	48,00	160	2000	59,2	113,4							39,7	19	M8			

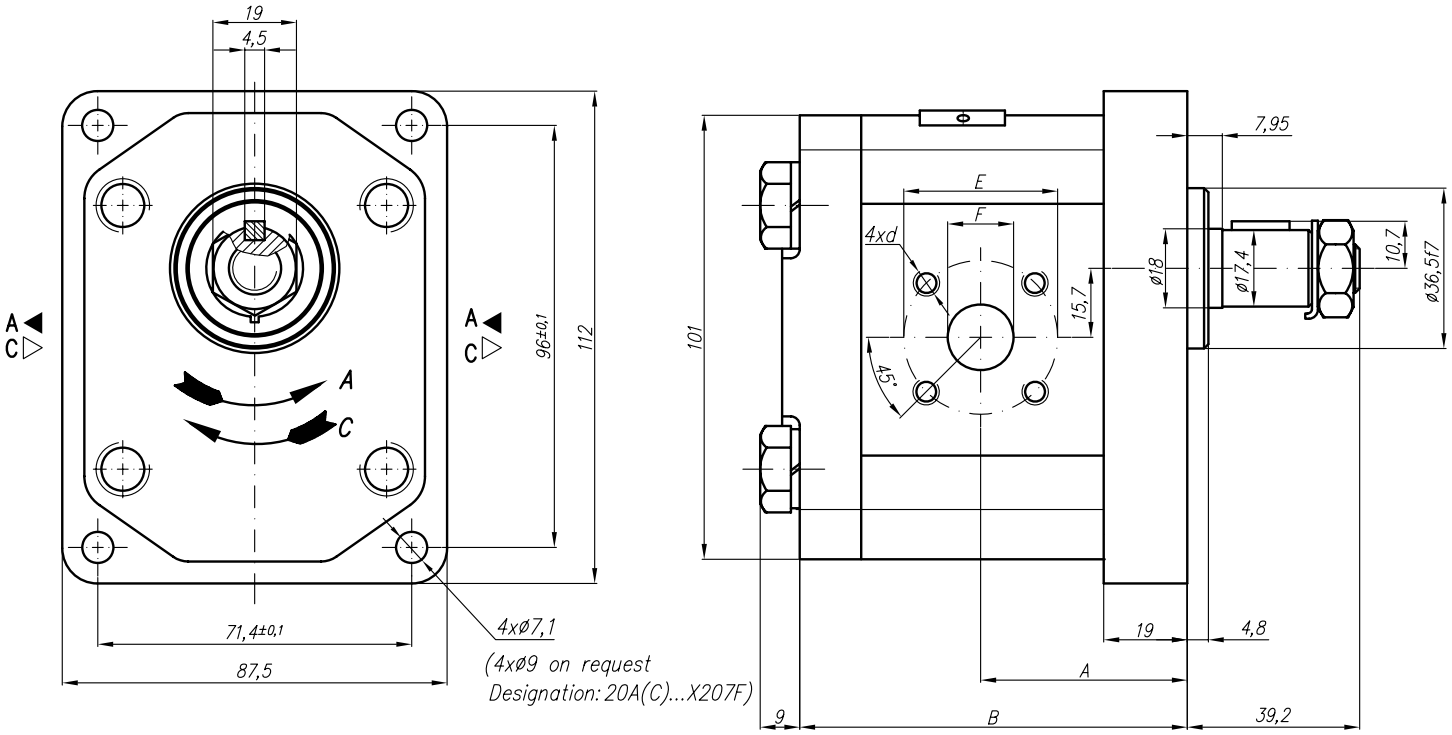

Type	Displacement	Flow		Pressure	max Speed	Dimension							
		at 1500 rpm	at max rpm	P_{nom}	n	A	B	Inlet			Outlet		
	cm^3/rev	l/min	l/min	bar	rpm	mm	mm	E	F	d	E	F	d
20A(C)4,5X207	4,5	6,14	14,33	250	3500	42,5	80	30,2	13,1	1/4-20UNC	30,2	13,1	1/4"-20UNC
20A(C)6,3X207	6,3	8,69	20,29	250	3500	42,5	80						
20A(C)8,2X207	8,2	11,32	26,40	250	3500	42,5	80						
20A(C)10X207	10	13,95	32,55	250	3500	47	89	39,7	19	5/16"-18UNC		14,2	
20A(C)11X207	11,3	15,76	36,78	250	3500	48	91,1						
20A(C)12X207	12	16,92	39,48	250	3500	48,6	92,3						
20A(C)14X207	14	19,95	46,55	250	3500	50	95,4						
20A(C)15X207	15	21,60	36,00	250	2500	51	96,9						
20A(C)16X207	16	23,04	38,40	250	2500	52	98,6						
20A(C)19X207	19	27,36	45,60	200	2500	54	103,5						
20A(C)22X207	22	31,68	42,24	180	2000	57	108,5						
20A(C)25X207	25	36,00	48,00	160	2000	59,2	113,4				39,7	19	5/16"

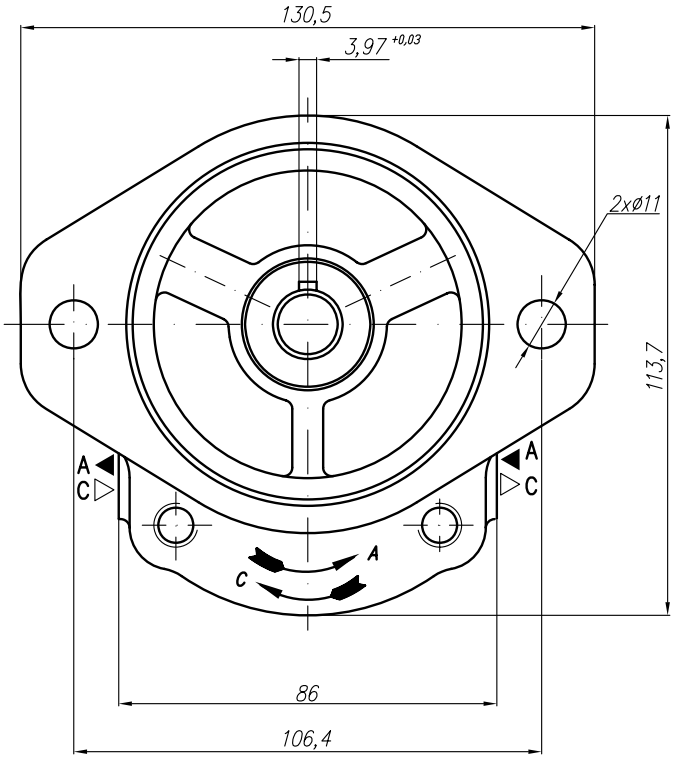

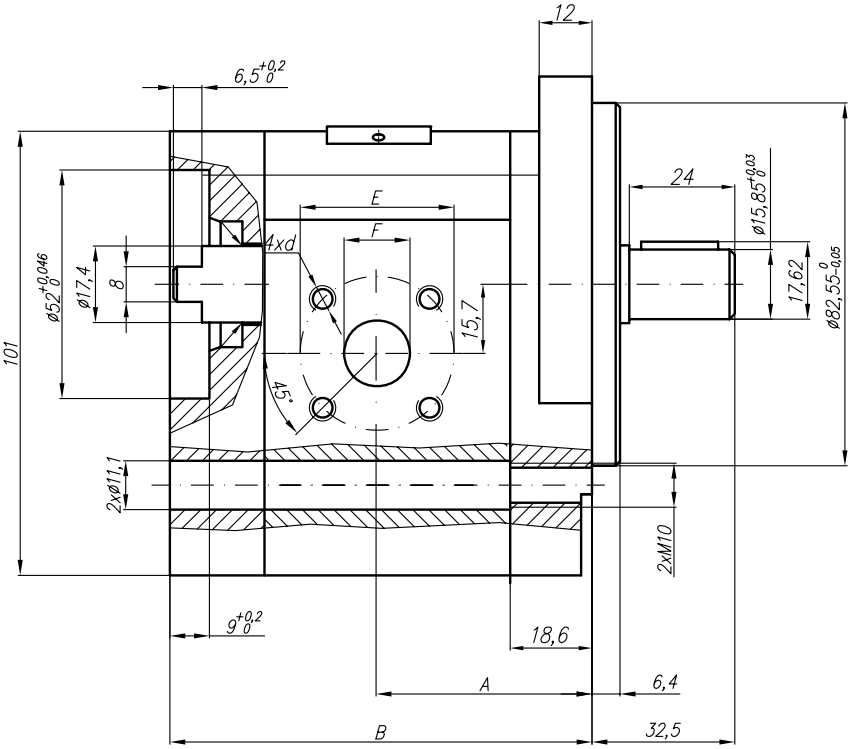

Type	Displacement	Flow		Pressure	max Speed	Dimension							
		at 1500 rpm	at max rpm	P_{nom}	n	A	B	Inlet			Outlet		
	cm^3/rev	l/min	l/min	bar	rpm	mm	mm	E	F	d	E	F	d
20A(C)4,5X210	4,5	6,14	14,33	250	3500	41,4	86,8	40	15	M6-6H	35	15	M6-6H
20A(C)6,3X210	6,3	8,69	20,29	250	3500	42,6	89,8						
20A(C)8,2X210	8,2	11,32	26,40	250	3500	44,7	92,7		20				
20A(C)10X210	10	13,95	32,55	250	3500	49,1	95,7						
20A(C)11X210	11,3	15,76	36,78	250	3500	49,1	97,8						
20A(C)12X210	12	16,92	39,48	250	3500	49,1	99,1						
20A(C)14X210	14	19,95	46,55	250	3500	49,1	102,2						
20A(C)15X210	15	21,60	36,00	250	2500	49,1	103,7						
20A(C)16X210	16	23,04	38,40	250	2500	49,1	105,3						
20A(C)19X210	19	27,36	45,60	200	2500	49,1	110,3						
20A(C)22X210	22	31,68	42,24	180	2000	56,6	115,3						
20A(C)25X210	25	36,00	48,00	160	2000	58,8	120,2						

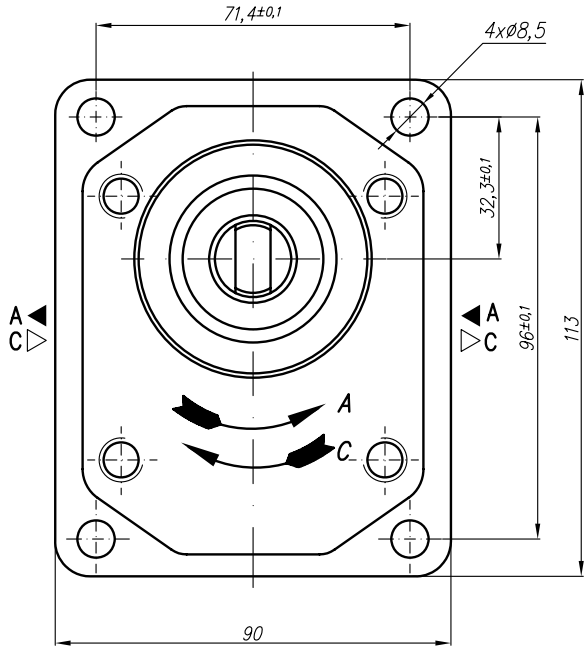

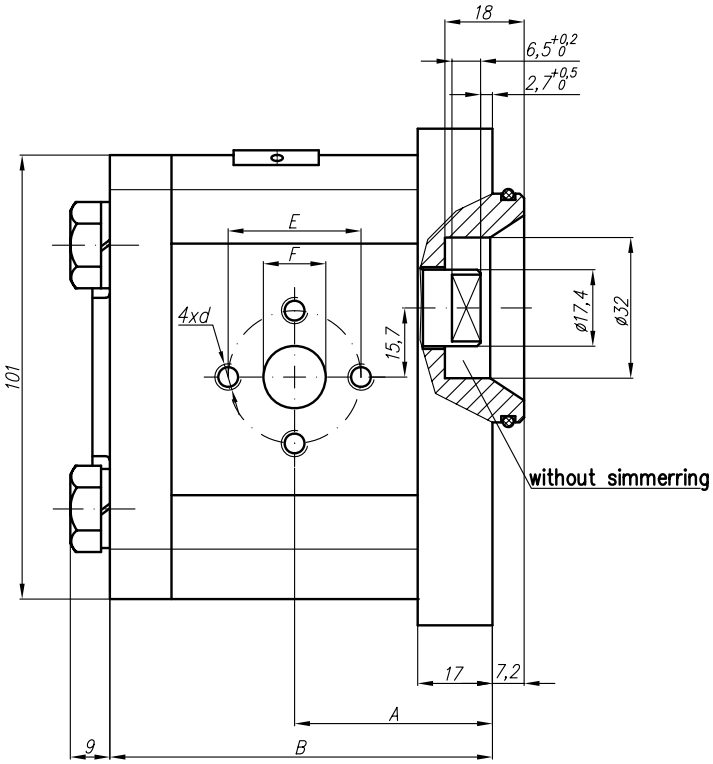

Type	Displacement	Flow		Pressure	max Speed	Dimension							
		at 1500 rpm	at max rpm	P_{nom}	n	A	B	Inlet			Outlet		
	cm^3/rev	l/min	l/min	bar	rpm	mm	mm	E	F	d	E	F	d
20A(C)4,5X218	4,5	6,14	14,33	250	3500	40,5	78	30,2	13,1	1/4-20UNC	30,2	13,1	1/4"-20UNC
20A(C)6,3X218	6,3	8,69	20,29	250	3500	42	81						
20A(C)8,2X218	8,2	11,32	26,40	250	3500	43,5	83,9						
20A(C)10X218	10	13,95	32,55	250	3500	45	87	39,7	19	5/16"-18UNC		14,2	
20A(C)11X218	11,3	15,76	36,78	250	3500	46	89,1						
20A(C)12X218	12	16,92	39,48	250	3500	46,6	90,3						
20A(C)14X218	14	19,95	46,55	250	3500	48	93,4						
20A(C)15X218	15	21,60	36,00	250	2500	49	95						
20A(C)16X218	16	23,04	38,40	250	2500	50	96,6						
20A(C)19X218	19	27,36	45,60	200	2500	52	101,5						
20A(C)22X218	22	31,68	42,24	180	2000	55	106,5						
20A(C)25X218	25	36,00	48,00	160	2000	57,2	111,4				39,7	19	5/16"

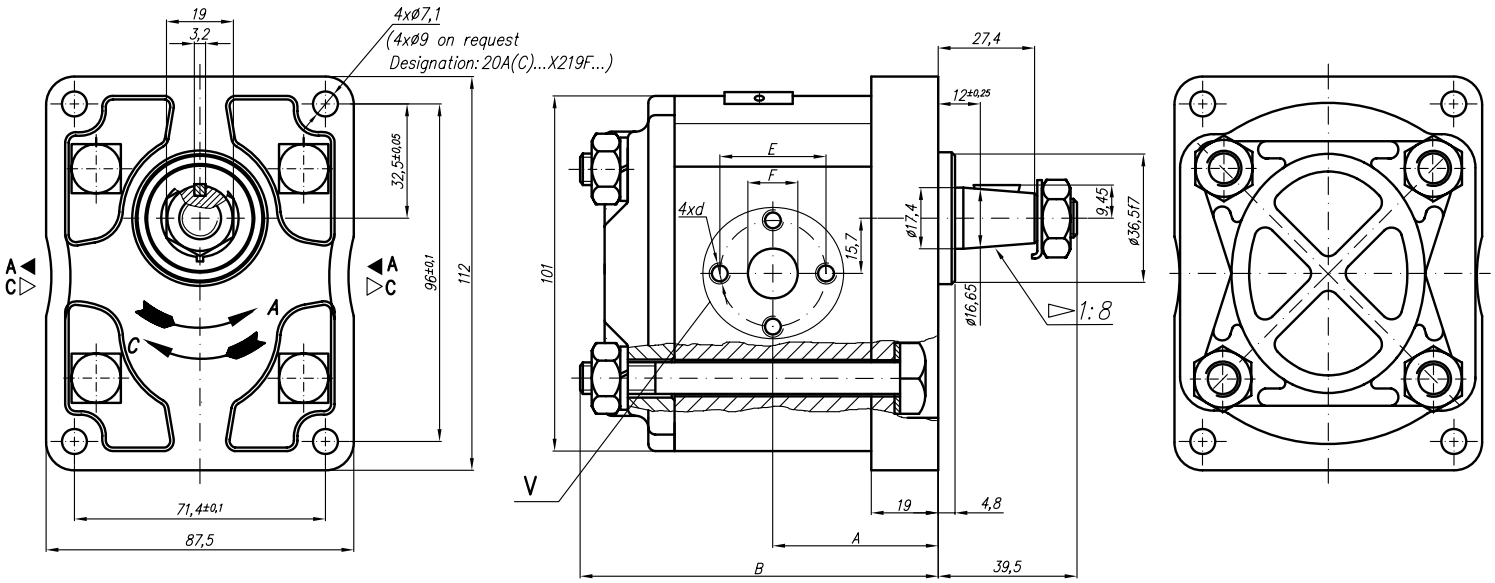

Designation:
20A(C)...X219P4 –flange ports with UNC threads;
20A(C)...X219P4M–flange ports with Metric threads;

20A(C)...X219M –ports with Metric threads;
20A(C)...X219G –ports with GAS threads;

V
Variants for ports – M;G
for port sizes see table on pump 20A(C)...X016...

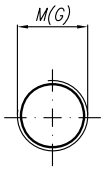

Type		Displacement	Flow		Pressure	max Speed	Dimension											
			at 1500 rpm	at max rpm	P_{nom}	n	A	B	Inlet				Outlet			
"Caproni"	"Plessey"	cm^3/rev	l/min	l/min	bar	rpm	mm	mm	E	F	d	d	E	F	d	d
20A(C)4,5X219...	A(C)10XP4...S	4,5	6,14	14,33	175	3500	42,5	92,8	30,2	13,1	1/4-20UNC	M6-6H	30,2	13,1	1/4"-20UNC	M6-6H
20A(C)6,3X219...	A(C)14XP4...S	6,3	8,69	20,29	175	3500	42,5	92,8								
20A(C)8,2X219...	A(C)18XP4...S	8,2	11,32	26,40	175	3500	42,5	92,8								
20A(C)10X219...	A(C)22XP4...S	10	13,95	32,55	175	3500	47	101,8	39,7	19	5/16"-18UNC	M8-6H		14,2		
20A(C)11X219...	A(C)25XP4...S	11,3	15,76	36,78	175	3500	48	103,9								
20A(C)12X219...	A(C)26XP4...S	12	16,92	39,48	175	3500	48,6	105,1								
20A(C)14X219...	A(C)31XP4...S	14	19,95	46,55	175	3500	50	108,2								
20A(C)15X219...	A(C)33XP4...S	15	21,60	36,00	175	2500	51	109,7								
20A(C)15X219SS...	***A(C)33XP4...SS***	***15***	***21,60***	***36,00***	***140***	***2500***	***48***	***103,8***								
20A(C)16X219...	A(C)35XP4...S	16	23,04	38,40	175	2500	52	111,4								
20A(C)17,3X219...	***A(C)38XP4...S***	***17,3***	***24,91***	***41,52***	***175***	***2500***	***52,8***	***113,4***								
20A(C)19X219...	A(C)42XP4...S	19	27,36	45,60	175	2500	54	116,3								
20A(C)19X219SS...	***A(C)42XP4...SS***	***19***	***27,36***	***45,60***	***105***	***2500***	***51,4***	***110***								
20A(C)22X219...	A(C)48XP4...S	22	31,68	42,24	175	2000	57	121,3								
20A(C)25X219...	A(C)55XP4...S	25	36,00	48,00	160	2000	59,2	126,2					39,7	19	5/16	M8

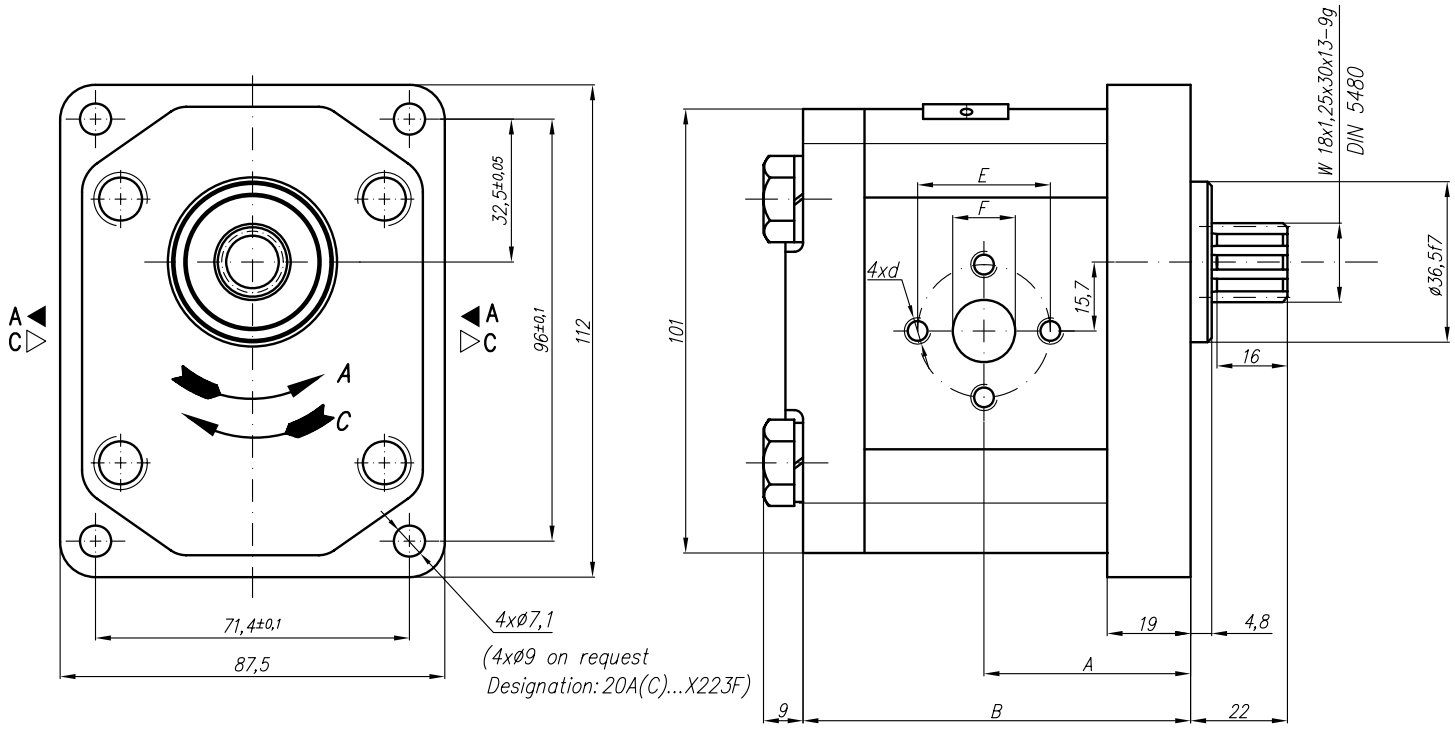

Type	Displacement	Flow		Pressure	max Speed	Dimension							
		at 1500 rpm	at max rpm	P_{nom}	n	A	B	Inlet			Outlet		
	cm^3/rev	l/min	l/min	bar	rpm	mm	mm	E	F	d	E	F	d
20A(C)4,5X223	4,5	6,14	14,33	250	3500	42,5	80	30,2	13,1	M6-6H	30,2	13,1	M6-6H
20A(C)6,3X223	6,3	8,69	20,29	250	3500	42,5	80						
20A(C)8,2X223	8,2	11,32	26,40	250	3500	42,5	80						
20A(C)10X223	10	13,95	32,55	250	3500	47	89	39,7	19	M8-6H		14,2	
20A(C)11X223	11,3	15,76	36,78	250	3500	48	91,1						
20A(C)12X223	12	16,92	39,48	250	3500	48,6	92,3						
20A(C)14X223	14	19,95	46,55	250	3500	50	95,4						
20A(C)15X223	15	21,60	36,00	250	2500	51	96,9						
20A(C)16X223	16	23,04	38,40	250	2500	52	98,6						
20A(C)19X223	19	27,36	45,60	200	2500	54	103,5						
20A(C)22X223	22	31,68	42,24	180	2000	57	108,5						
20A(C)25X223	25	36,00	48,00	160	2000	59,2	113,4				39,7	19	M8

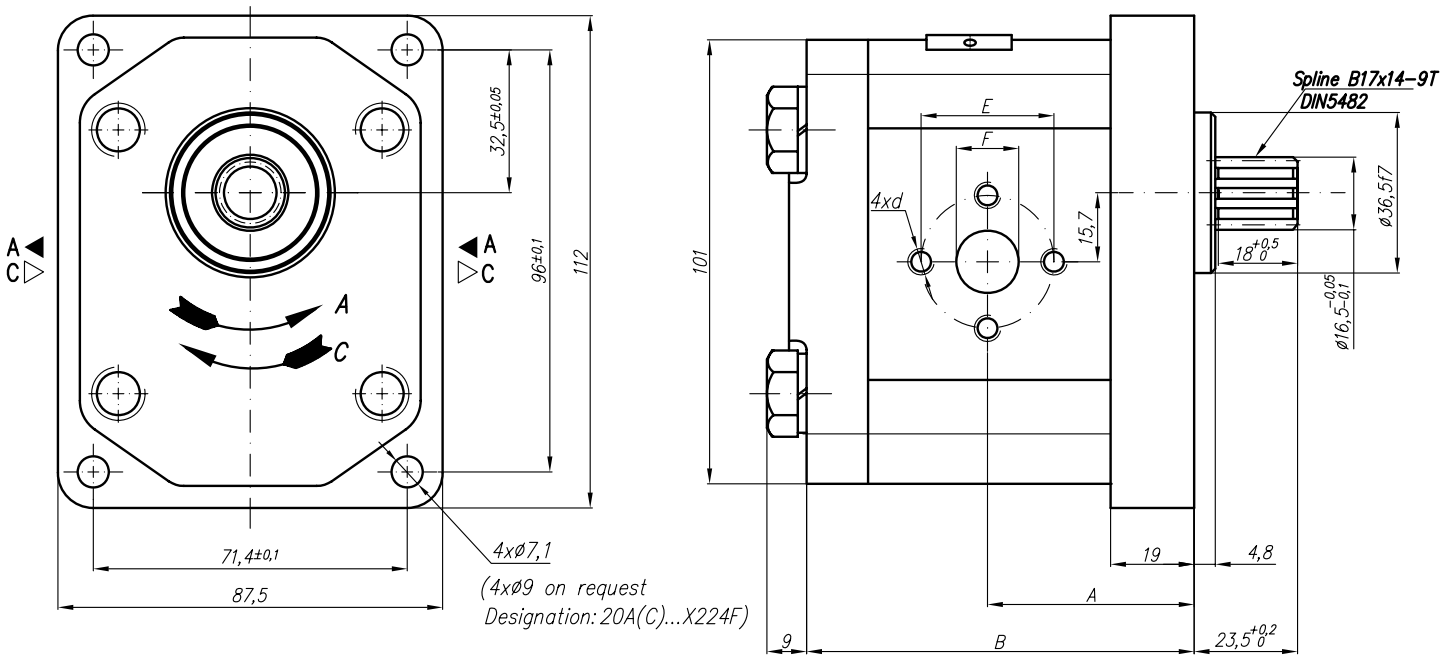

Type	Displacement	Flow		Pressure	max Speed	Dimension							
		at 1500 rpm	at max rpm	P_{nom}	n	A	B	Inlet			Outlet		
	cm^3/rev	l/min	l/min	bar	rpm	mm	mm	E	F	d	E	F	d
20A(C)4,5X224	4,5	6,14	14,33	250	3500	42,5	80	30,2	13,1	M6-6H	30,2	13,1	M6-6H
20A(C)6,3X224	6,3	8,69	20,29	250	3500	42,5	80						
20A(C)8,2X224	8,2	11,32	26,40	250	3500	42,5	80						
20A(C)10X224	10	13,95	32,55	250	3500	47	89	39,7	19	M8-6H		14,2	
20A(C)11X224	11,3	15,76	36,78	250	3500	48	91,1						
20A(C)12X224	12	16,92	39,48	250	3500	48,6	92,3						
20A(C)14X224	14	19,95	46,55	250	3500	50	95,4						
20A(C)15X224	15	21,60	36,00	250	2500	51	96,9						
20A(C)16X224	16	23,04	38,40	250	2500	52	98,6						
20A(C)19X224	19	27,36	45,60	200	2500	54	103,5						
20A(C)22X224	22	31,68	42,24	180	2000	57	108,5						
20A(C)25X224	25	36,00	48,00	160	2000	59,2	113,4				39,7	19	M8
20A(C)14X224H	14	20,16	47,04	250	3500	53,1	110,9	39,7	19	M8-6H	30,2	14,2	M6-6H
20A(C)15X224H	15	21,60	36,00	250	2500	56	107,2						
20A(C)16X224H	16	23,04	38,40	250	2500	56,9	108,8						
20A(C)17,3X224H	17,3	24,91	41,52	230	2500	58	110,9						
20A(C)18,2X224H	18,2	26,21	43,68	200	2500	58,8	112,5						
20A(C)19X224H	19	27,36	45,60	200	2500	59,4	113,8						
20A(C)22X224H	22	31,68	42,24	180	2000	61,9	118,8						
20A(C)25X224H	25	36,00	48,00	160	2000	64,3	123,7				39,7	19	M8-6H
20A(C)28X224H	28	40,32	53,76	120	2000	66,8	128,5						
20A(C)32X224H	32	46,08	46,08	100	1500	70	134,8						
20A(C)36X224H	36	51,84	51,84	80	1500	73,2	141,4						

Designed as a middle section of tripple pumps – 321A(C)../...X226.../ (IIIgroup/IIgroup/Igroup).

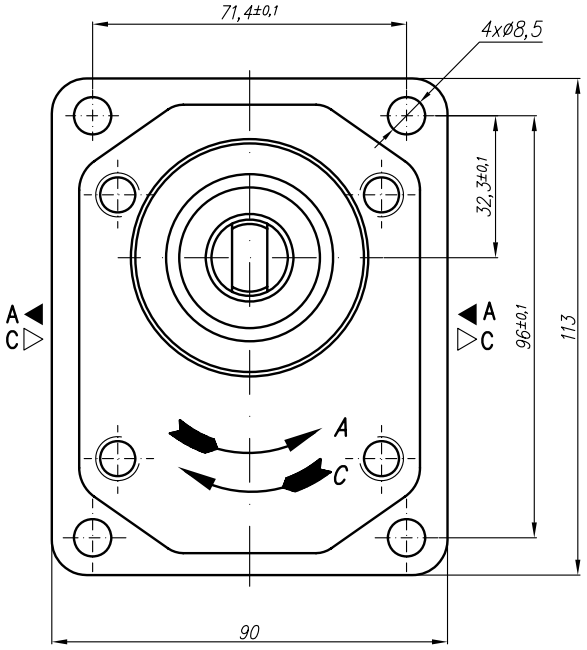

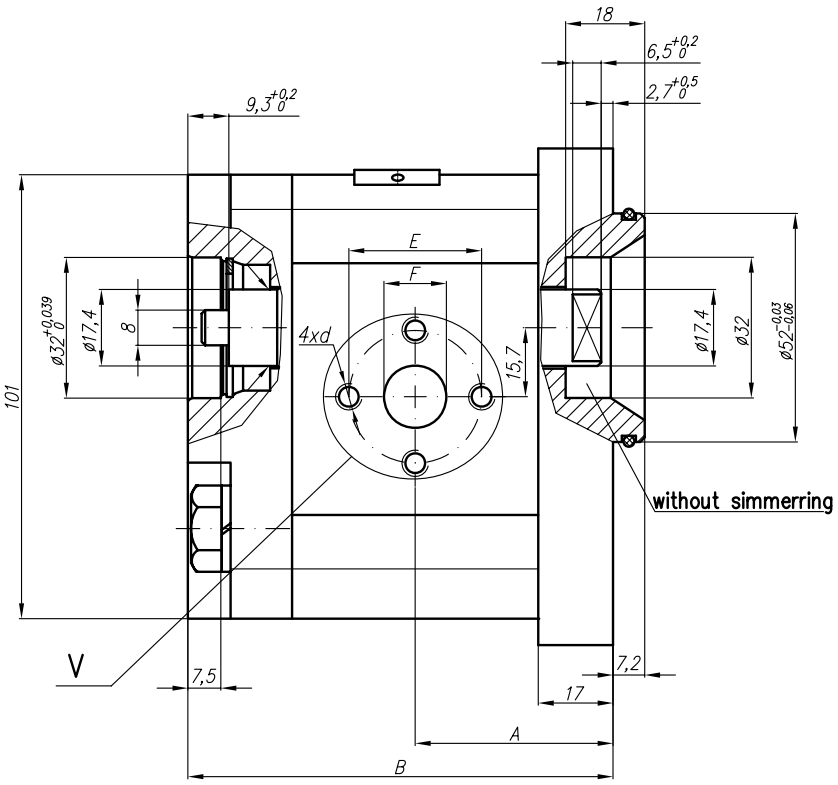

V
Variants for ports – M;G;U

Designations:

...X226 – Normal version (flanges);
...X226M – Metric threads;
...X226G – GAS threads;
...X226U – SAE threads;

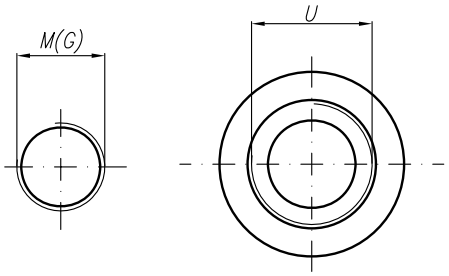

SAE J475 (ISO R725)

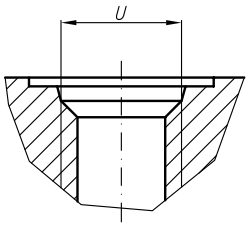

Type	Displacement	Flow		Pressure	max Speed	Dimension															
		at 1500 rpm	at max rpm	P_{nom}	n	A	B	Inlet						Outlet					
	cm^3/rev	l/min	l/min	bar	rpm	mm	mm	E	F	d	M	G	U	E	F	d	M	G	U
20A(C)4,5X226...	4,5	6,14	14,33	250	3500	40,5	87,6	30,2	13,1	M6-6H	M20x1,5	G1/2	1 1/16"-12UNF	30,2	13,1	M6-6H	M16x1,5	G1/2	7/8"-14UNF
20A(C)6,3X226...	6,3	8,69	20,29	250	3500	42	90,6												
20A(C)8,2X226...	8,2	11,32	26,40	250	3500	43,5	93,5												
20A(C)10X226...	10	13,95	32,55	250	3500	45	96,6	39,7	19	M8-6H		G3/4			14,2				
20A(C)11X226...	11,3	15,76	36,78	250	3500	46	98,7												
20A(C)12X226...	12	16,92	39,48	250	3500	46,6	99,9												
20A(C)14X226...	14	19,95	46,55	250	3500	48	103												
20A(C)15X226...	15	21,60	36,00	250	2500	49	104,5												
20A(C)16X226...	16	23,04	38,40	250	2500	50	106,2												
20A(C)19X226...	19	27,36	45,60	200	2500	52	111,1										M20x1,5		
20A(C)22X226...	22	31,68	42,24	180	2000	55	116,1												
20A(C)25X226...	25	36,00	48,00	160	2000	57,2	121,1							39,7	19	M8			

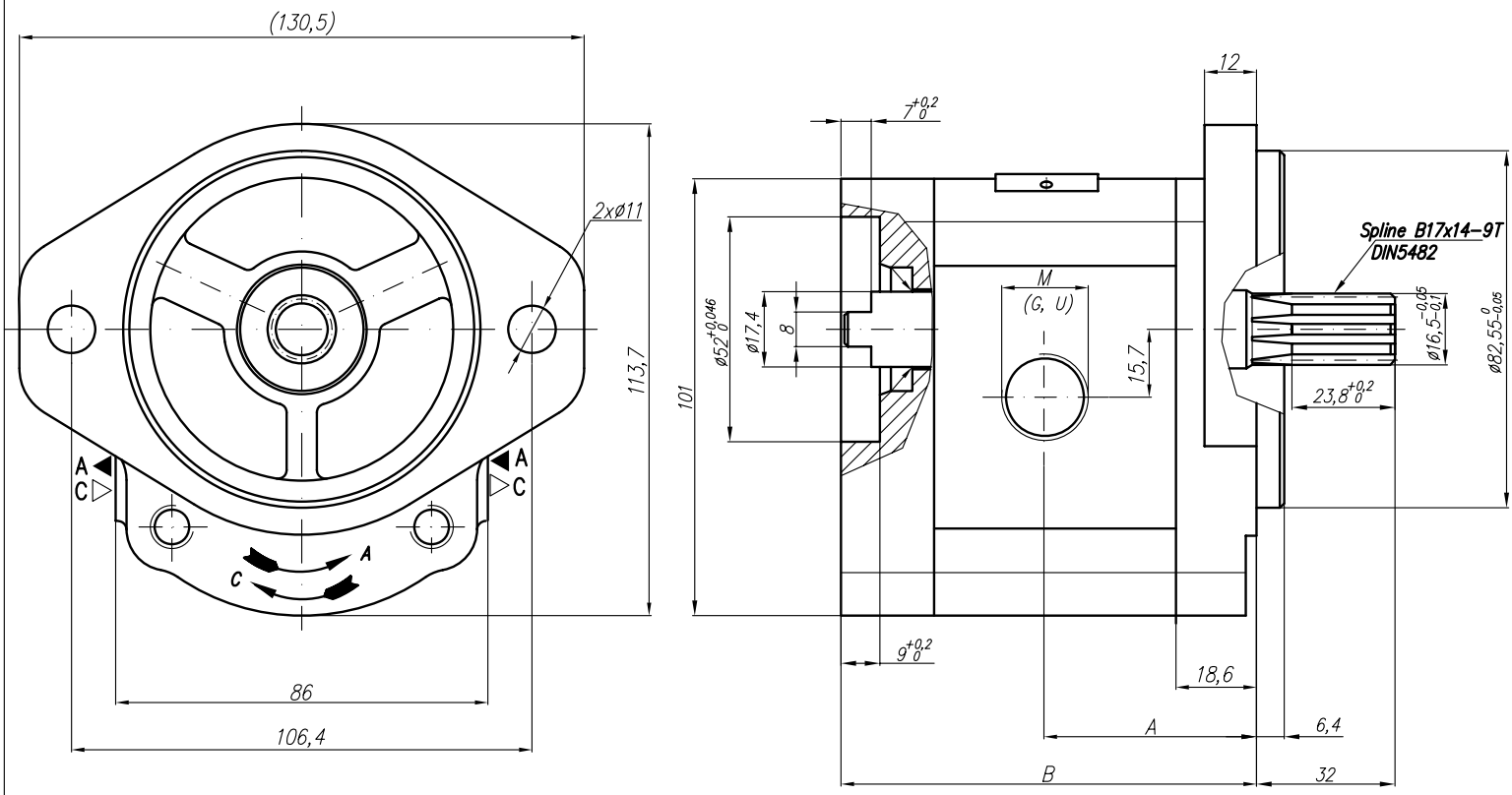

Type	Displacement	Flow		Pressure	max Speed	Dimension							
		at 1500 rpm	at max rpm	P_{nom}	n	A	B	Inlet			Outlet		
	cm^3/rev	l/min	l/min	bar	rpm	mm	mm	M	G	U	M	G	U
20A(C)4,5X227...	4,5	6,14	14,33	250	3500	42,1	87,2	M20x1,5	G1/2		M16x1,5	G1/2	
20A(C)6,3X227...	6,3	8,69	20,29	250	3500	42,1	87,2						
20A(C)8,2X227...	8,2	11,32	26,40	250	3500	42,1	87,2						
20A(C)10X227...	10	13,95	32,55	250	3500	46,6	96,2		G3/4				
20A(C)11X227...	11,3	15,76	36,78	250	3500	47,6	98,3						
20A(C)12X227...	12	16,92	39,48	250	3500	48,2	99,5						
20A(C)14X227...	14	19,95	46,55	250	3500	49,8	102,5						
20A(C)15X227...	15	21,60	36,00	250	2500	50,6	104,1						
20A(C)16X227...	16	23,04	38,40	250	2500	51,4	105,8						
20A(C)19X227...	19	27,36	45,60	200	2500	54	110,7				M20X1,5		
20A(C)22X227...	22	31,68	42,24	180	2000	56,5	115,7						
20A(C)25X227...	25	36,00	48,00	160	2000	58,8	120,6						

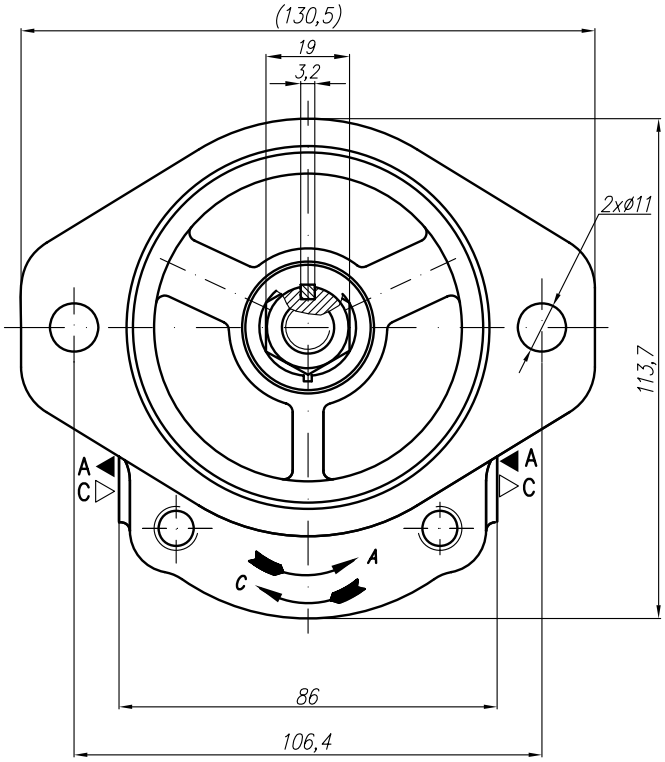

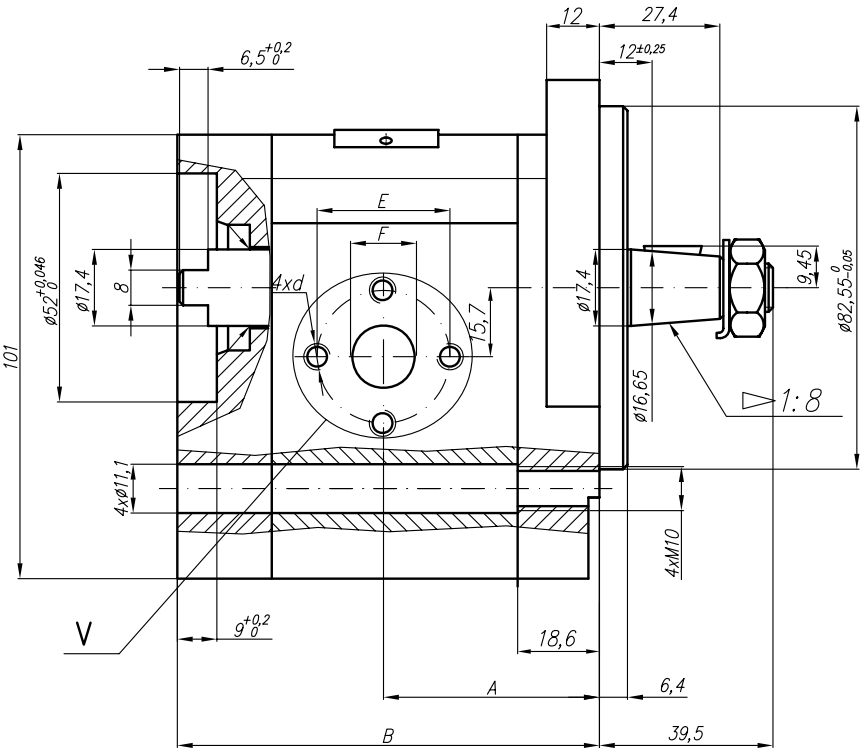

V
Variants for ports – M;G;U

Designations:

...X234 – Normal version (flanges);
...X234M – Metric threads;
...X234G – GAS threads;
...X234U – SAE threads;

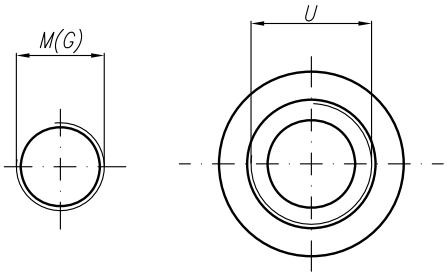

SAE J475 (ISO R725)

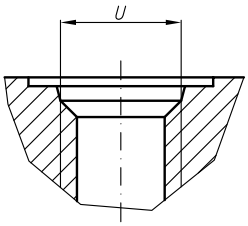

Type	Displacement	Flow		Pressure	max Speed	Dimension															
		at 1500 rpm	at max rpm	P_{nom}	n	A	B	Inlet						Outlet					
								E	F	d	M	G	U	E	F	d	M	G	U
	cm^3/rev	l/min	l/min	bar	rpm	mm	mm												
20A(C)4,5X234...	4,5	6,14	14,33	250	3500	42,5	87,2	30,2	13,1	M6-6H	M20x1,5	G1/2	1 1/16"-12UNF	30,2	13,1	M6-6H	M16x1,5	G1/2	7/8"-14UNF
20A(C)6,3X234...	6,3	8,69	20,29	250	3500	42,5	87,2												
20A(C)8,2X234...	8,2	11,32	26,40	250	3500	42,5	87,2												
20A(C)10X234...	10	13,95	32,55	250	3500	47	96,2	39,7	19	M8-6H		G3/4			14,2				
20A(C)11X234...	11,3	15,76	36,78	250	3500	48	98,3												
20A(C)12X234...	12	16,92	39,48	250	3500	48,6	99,5												
20A(C)14X234...	14	19,95	46,55	250	3500	50	102,5												
20A(C)15X234...	15	21,60	36,00	250	2500	51	104,1												
20A(C)16X234...	16	23,04	38,40	250	2500	52	105,8										M20x1,5		
20A(C)19X234...	19	27,36	45,60	200	2500	54	110,7												
20A(C)22X234...	22	31,68	42,24	180	2000	57	115,7												
20A(C)25X234...	25	36,00	48,00	160	2000	59,2	120,6							39,7	19	M8			

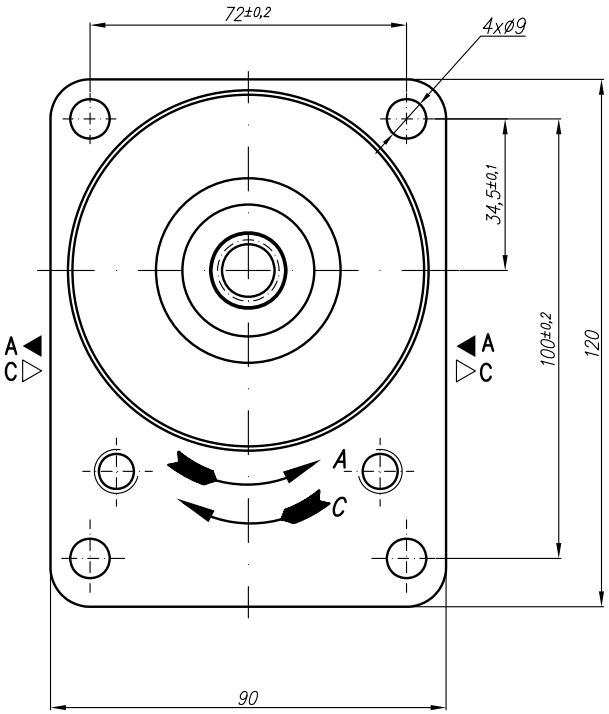

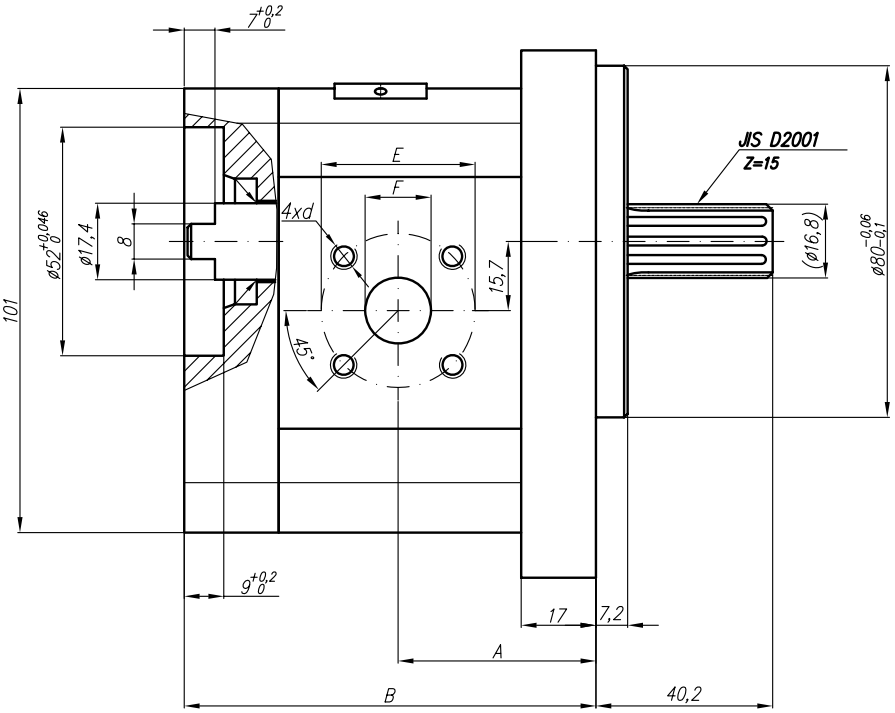

Type	Displacement	Flow		Pressure	max Speed	Dimension							
		at 1500 rpm	at max rpm	P_{nom}	n	A	B	Inlet			Outlet		
	cm^3/rev	l/min	l/min	bar	rpm	mm	mm	E	F	d	E	F	d
20A(C)4,5X259	4,5	6,14	14,33	250	3500	39,8	85,2	40	15	M6-6H	35	15	M6-6H
20A(C)6,3X259	6,3	8,69	20,29	250	3500	41	88,2						
20A(C)8,2X259	8,2	11,32	26,40	250	3500	43,1	91,1		20				
20A(C)10X259	10	13,95	32,55	250	3500	47,5	94,1						
20A(C)11X259	11,3	15,76	36,78	250	3500	47,5	96,2						
20A(C)12X259	12	16,92	39,48	250	3500	47,5	97,5						
20A(C)14X259	14	19,95	46,55	250	3500	47,5	100,6						
20A(C)15X259	15	21,60	36,00	250	2500	47,5	102,1						
20A(C)16X259	16	23,04	38,40	250	2500	47,5	103,8						
20A(C)19X259	19	27,36	45,60	200	2500	47,5	108,7						
20A(C)22X259	22	31,68	42,24	180	2000	55	113,7						
20A(C)25X259	25	36,00	48,00	160	2000	57,2	118,5						

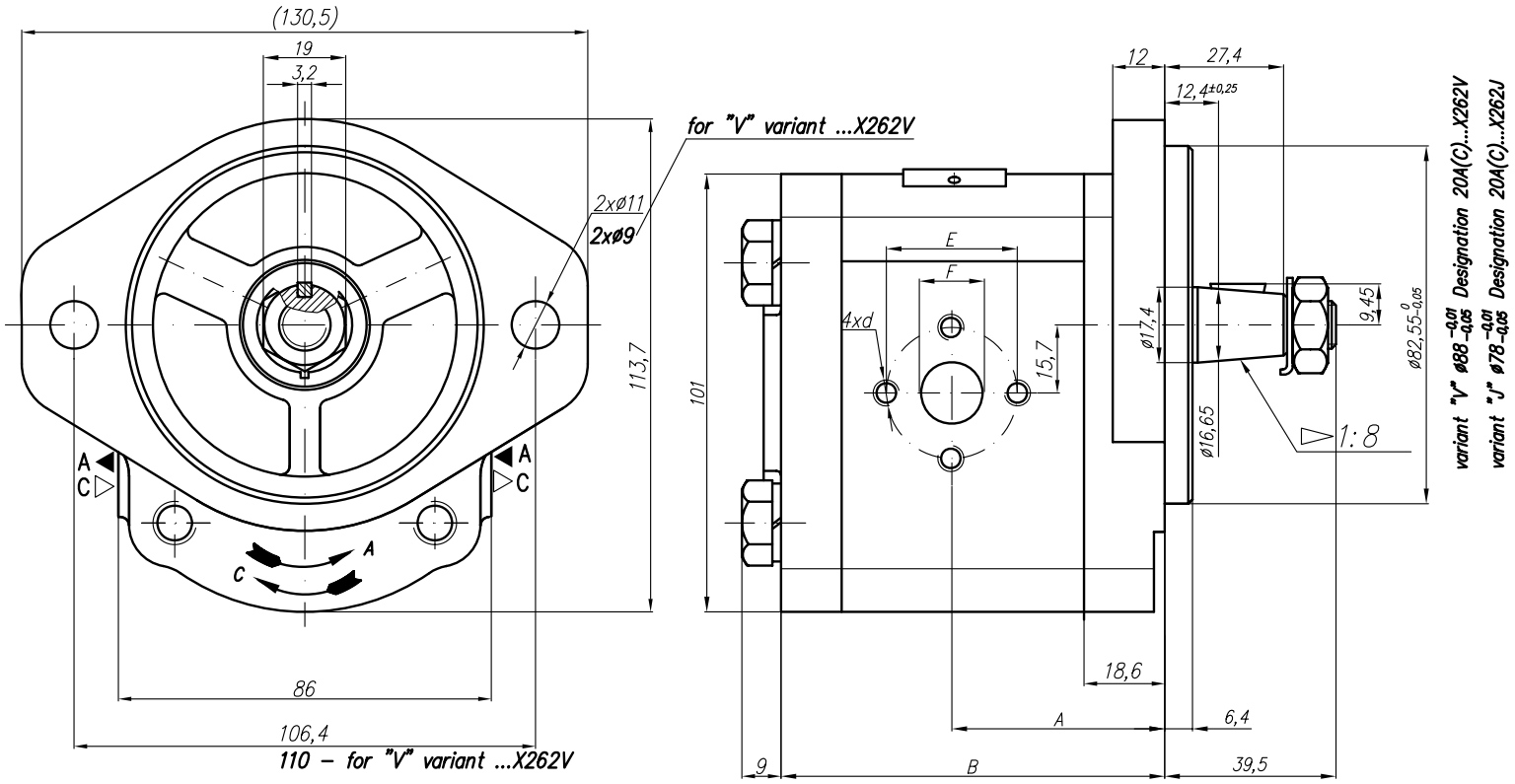

Type	Displacement	Flow		Pressure	max Speed	Dimension							
		at 1500 rpm	at max rpm	P_{nom}	n	A	B	Inlet			Outlet		
	cm^3/rev	l/min	l/min	bar	rpm	mm	mm	E	F	d	E	F	d
20A(C)4,5X262...	4,5	6,14	14,33	250	3500	42,5	80	30,2	13,1	M6-6H	30,2	13,1	M6-6H
20A(C)6,3X262...	6,3	8,69	20,29	250	3500	42,5	80						
20A(C)8,2X262...	8,2	11,32	26,40	250	3500	42,5	80						
20A(C)10X262...	10	13,95	32,55	250	3500	47	89	39,7	19	M8-6H		14,2	
20A(C)11X262...	11,3	15,76	36,78	250	3500	48	91,1						
20A(C)12X262...	12	16,92	39,48	250	3500	48,6	92,3						
20A(C)14X262...	14	19,95	46,55	250	3500	50	95,4						
20A(C)15X262...	15	21,60	36,00	250	2500	51	96,9						
20A(C)16X262...	16	23,04	38,40	250	2500	52	98,6						
20A(C)19X262...	19	27,36	45,60	200	2500	54	103,5						
20A(C)22X262...	22	31,68	42,24	180	2000	57	108,5						
20A(C)25X262...	25	36,00	48,00	160	2000	59,2	113,4				39,7	19	M8
20A(C)14X262...H	14	20,16	47,04	250	3500	55,6	106,8	39,7	19	M8-6H	30,2	14,2	M6-6H
20A(C)15X262...H	15	21,60	43,20	250	3000	55,6	106,8						
20A(C)16X262...H	16	23,04	46,08	250	3000	56,5	108,4						
20A(C)17,3X262...H	17,3	24,91	49,82	230	3000	57,6	110,5						
20A(C)18,2X262...H	18,2	26,21	52,42	210	3000	58,4	112,1						
20A(C)19X262...H	19	27,36	54,72	200	3000	59	113,4						
20A(C)22X262...H	22	31,68	52,80	180	2500	61,5	118,4						
20A(C)25X262...H	25	36,00	60,00	160	2500	63,9	123,3				39,7	19	M8-6H
20A(C)28X262...H	28	40,32	67,20	130	2500	66,4	128,1						
20A(C)32X262...H	32	46,08	61,44	120	2000	69,6	134,4						
20A(C)36X262...H	36	51,84	69,12	100	2000	72,8	141						

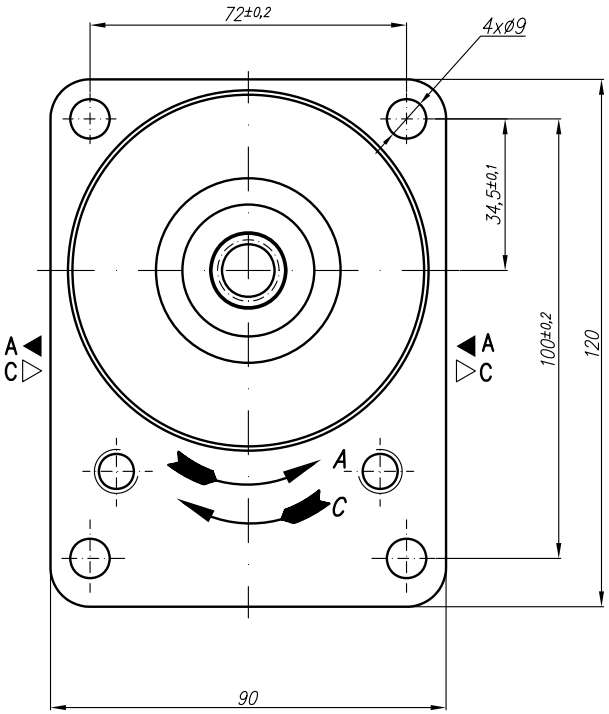

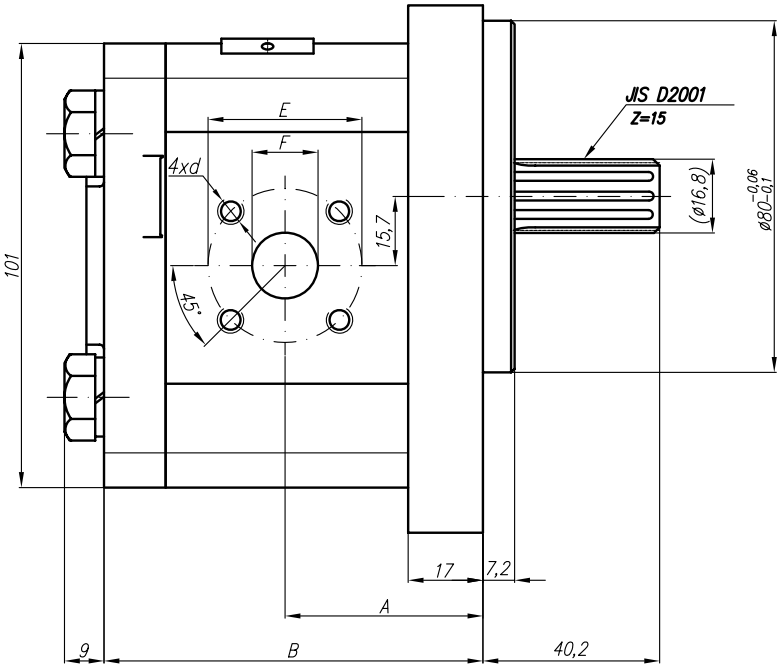

Type	Displacement	Flow		Pressure	max Speed	Dimension							
		at 1500 rpm	at max rpm	P_{nom}	n	A	B	Inlet			Outlet		
	cm^3/rev	l/min	l/min	bar	rpm	mm	mm	E	F	d	E	F	d
20A(C)4,5X269	4,5	6,14	14,33	250	3500	39,8	78	40	15	M6-6H	35	15	M6-6H
20A(C)6,3X269	6,3	8,69	20,29	250	3500	41	81						
20A(C)8,2X269	8,2	11,32	26,40	250	3500	43,1	83,9		20				
20A(C)10X269	10	13,95	32,55	250	3500	47,5	87						
20A(C)11X269	11,3	15,76	36,78	250	3500	47,5	89,1						
20A(C)12X269	12	16,92	39,48	250	3500	47,5	90,3						
20A(C)14X269	14	19,95	46,55	250	3500	47,5	93,4						
20A(C)15X269	15	21,60	36,00	250	2500	47,5	95						
20A(C)16X269	16	23,04	38,40	250	2500	47,5	96,6						
20A(C)19X269	19	27,36	45,60	200	2500	47,5	101,5						
20A(C)22X269	22	31,68	42,24	180	2000	55	106,5						
20A(C)25X269	25	36,00	48,00	160	2000	57,2	111,4						

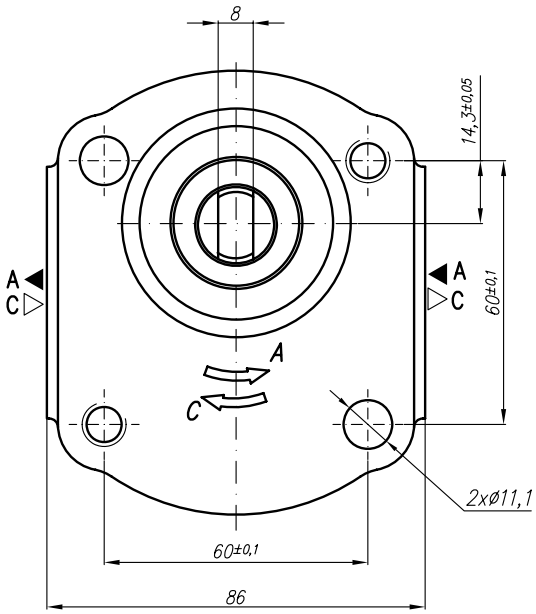

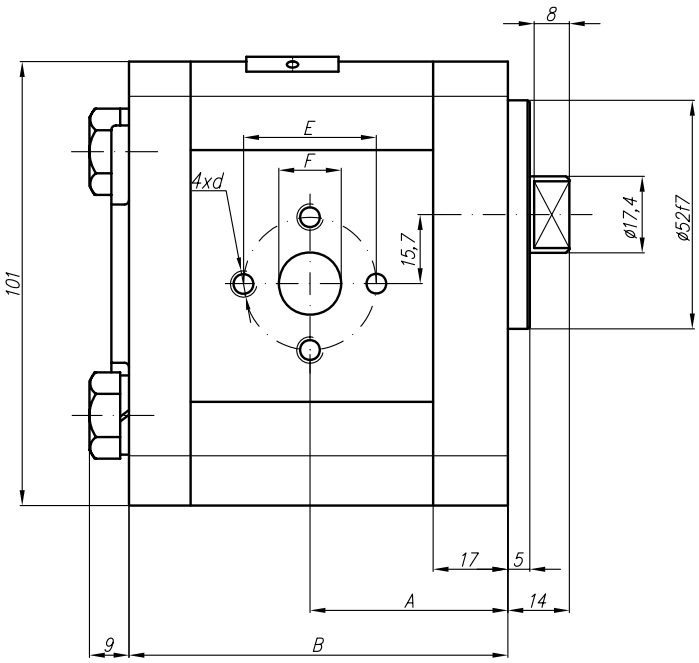

Type	Displacement	Flow		Pressure	max Speed	Dimension							
		at 1500 rpm	at max rpm	P_{nom}	n	A	B	Inlet			Outlet		
	cm^3/rev	l/min	l/min	bar	rpm	mm	mm	E	F	d	E	F	d
20A(C)4,5X295	4,5	6,14	14,33	250	3500	40,5	78	30,2	13,1	M6-6H	30,2	13,1	M6-6H
20A(C)6,3X295	6,3	8,69	20,29	250	3500	42	81						
20A(C)8,2X295	8,2	11,32	26,40	250	3500	43,5	83,9						
20A(C)10X295	10	13,95	32,55	250	3500	45	87	39,7	19	M8-6H		14,2	
20A(C)11X295	11,3	15,76	36,78	250	3500	46	89,1						
20A(C)12X295	12	16,92	39,48	250	3500	46,6	90,3						
20A(C)14X295	14	19,95	46,55	250	3500	48	93,4						
20A(C)15X295	15	21,60	36,00	250	2500	49	95						
20A(C)16X295	16	23,04	38,40	250	2500	50	96,6						
20A(C)19X295	19	27,36	45,60	200	2500	52	101,5						
20A(C)22X295	22	31,68	42,24	180	2000	55	106,5						
20A(C)25X295	25	36,00	48,00	160	2000	57,2	111,4				39,7	19	M8

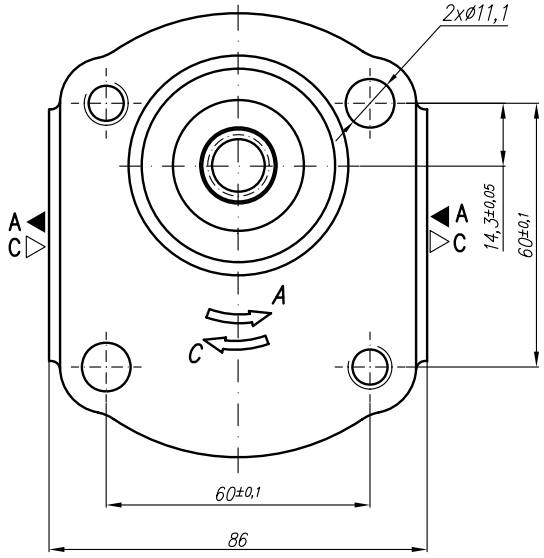

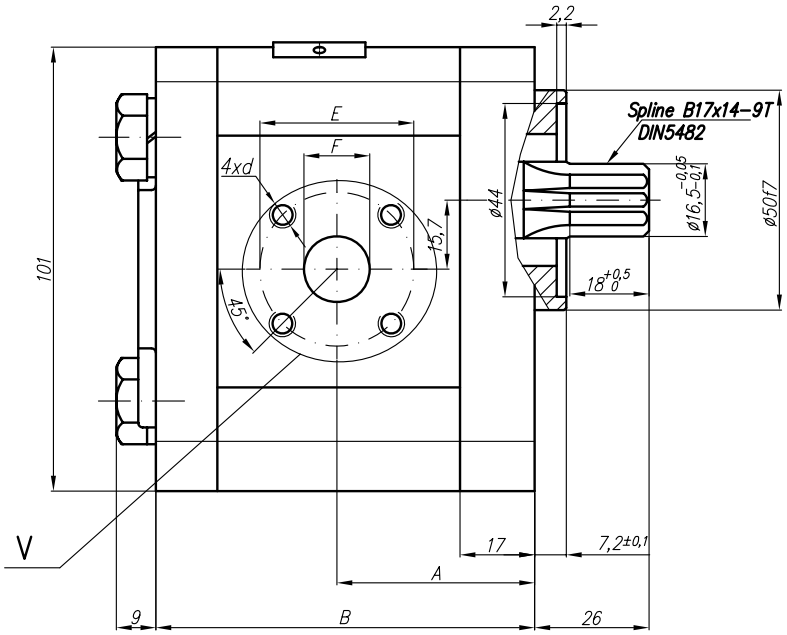

V
Variants for ports – M;G;U

Designations:

...X296 – Normal version (flanges);
...X296M – Metric threads;
...X296G – GAS threads;
...X296U – SAE threads;

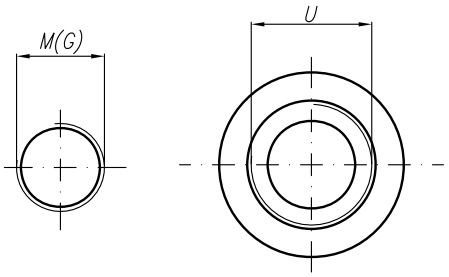

SAE J475 (ISO R725)

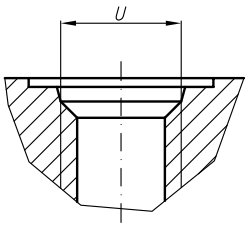

Type	Displacement	Flow		Pressure	max Speed	Dimension															
		at 1500 rpm	at max rpm	P_{nom}	n	A	B	Inlet						Outlet					
	cm^3/rev	l/min	l/min	bar	rpm	mm	mm	E	F	d	M	G	U	E	F	d	M	G	U
20A(C)4,5X296...	4,5	6,14	14,33	250	3500	37,3	75,1	40	15	M6-6H	M20x1,5	G1/2	1 1/16"-12UNF	35	15	M6-6H	M16x1,5	G1/2	7/8"-14UNF
20A(C)6,3X296...	6,3	8,69	20,29	250	3500	38,6	78												
20A(C)8,2X296...	8,2	11,32	26,40	250	3500	40,6	78		20			G3/4							
20A(C)10X296...	10	13,95	32,55	250	3500	45	87												
20A(C)11X296...	11,3	15,76	36,78	250	3500	45	89,1												
20A(C)12X296...	12	16,92	39,48	250	3500	45	90,3												
20A(C)14X296...	14	19,95	46,55	250	3500	45	93,4												
20A(C)15X296...	15	21,60	36,00	250	2500	45	94,9												
20A(C)16X296...	16	23,04	38,40	250	2500	45	96,5										M20x1,5		
20A(C)19X296...	19	27,36	45,60	200	2500	45	101,5												
20A(C)22X296...	22	31,68	42,24	180	2000	52,5	106,5												
20A(C)25X296...	25	36,00	48,00	160	2000	57,2	111,4												

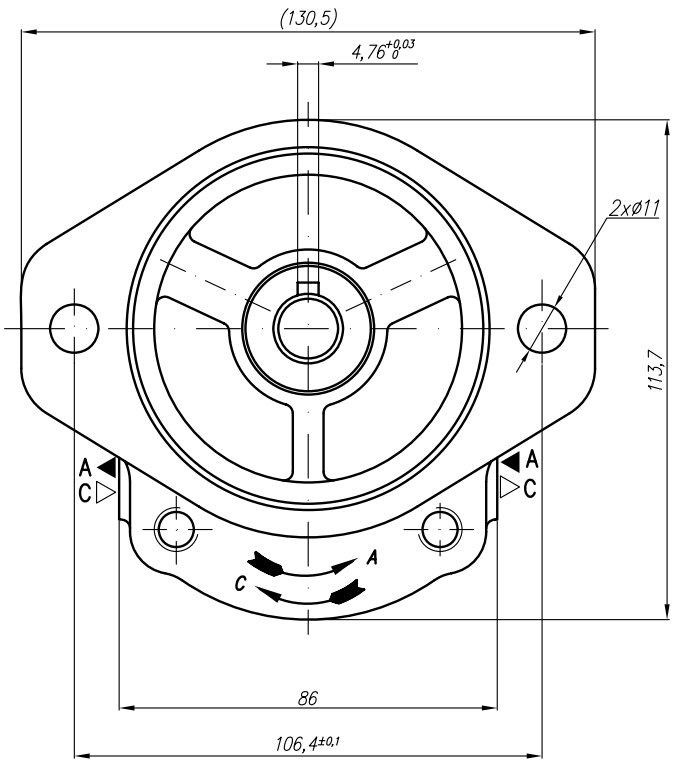

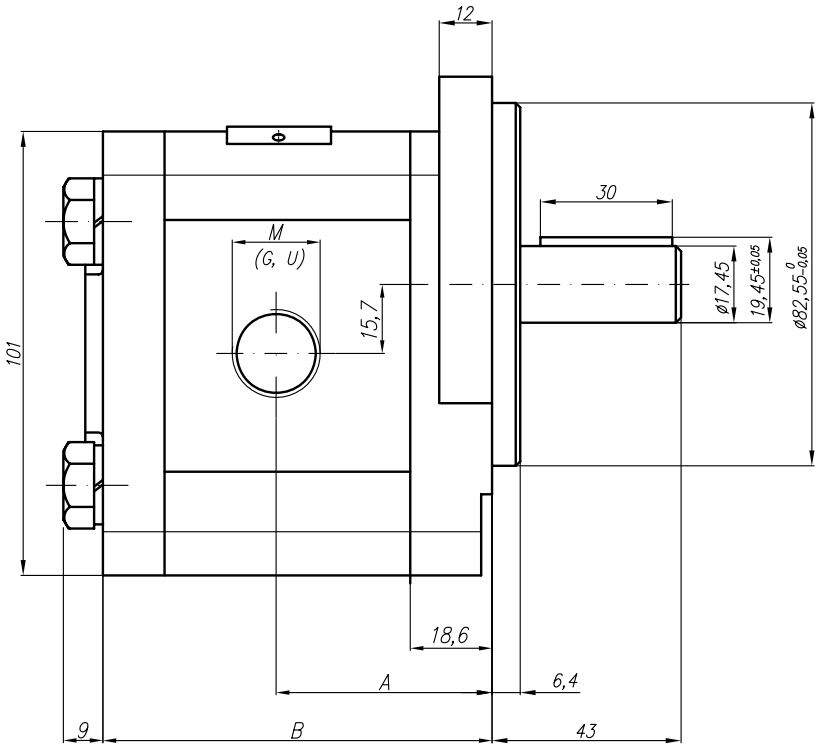

Type	Displacement	Flow		Pressure	max Speed	Dimension							
		at 1500 rpm	at max rpm	P_{nom}	n	A	B	Inlet			Outlet		
	cm^3/rev	l/min	l/min	bar	rpm	mm	mm	M	G	U	M	G	U
20A(C)4,5X301...	4,5	6,14	14,33	250	3500	41,4	79,6	M20x1,5	G1/2	1 1/16"-12UNF	M16x1,5	G1/2	7/8"-14UNF
20A(C)6,3X301...	6,3	8,69	20,29	250	3500	42,6	82,6						
20A(C)8,2X301...	8,2	11,32	26,40	250	3500	44,7	85,5						
20A(C)10X301...	10	13,95	32,55	250	3500	49,1	88,6		G3/4				
20A(C)11X301...	11,3	15,76	36,78	250	3500	49,1	90,7						
20A(C)12X301...	12	16,92	39,48	250	3500	49,1	91,9						
20A(C)14X301...	14	19,95	46,55	250	3500	49,1	95						
20A(C)15X301...	15	21,60	36,00	250	2500	49,1	96,5						
20A(C)16X301...	16	23,04	38,40	250	2500	49,1	98,2						
20A(C)19X301...	19	27,36	45,60	200	2500	49,1	103,1				M20X1,5		
20A(C)22X301...	22	31,68	42,24	180	2000	56,6	108,1						
20A(C)25X301...	25	36,00	48,00	160	2000	58,8	113						
20A(C)14X301H...	14	20,16	47,04	250	3500	54,8	105,7	M20x1,5	G3/4	1 1/16"-12UNF	M16x1,5	G1/2	7/8"-14UNF
20A(C)15X301H...	15	21,60	36,00	250	2500	55,6	106,8						
20A(C)16X301H...	16	23,04	38,40	250	2500	56,5	108,4						
20A(C)17,3X301H..	17,3	24,91	41,52	230	2500	57,6	110,5						
20A(C)18,2X301H..	18,2	26,21	43,68	200	2500	58,4	112,1						
20A(C)19X301H...	19	27,36	45,60	200	2500	59	113,4						
20A(C)22X301H...	22	31,68	42,24	180	2000	61,5	118,4						
20A(C)25X301H...	25	36,00	48,00	160	2000	63,9	123,3						
20A(C)28X301H...	28	40,32	53,76	120	2000	66,4	128,1	M27x2	G1	1 5/16"-12	M20x1,5	G3/4	1 1/16"-12
20A(C)32X301H...	32	46,08	46,08	100	1500	69,6	134,4						
20A(C)36X301H...	36	51,84	51,84	80	1500	72,8	141						

Designed as a special version – I section of tandem pump 22A(C)...X304/...X305.

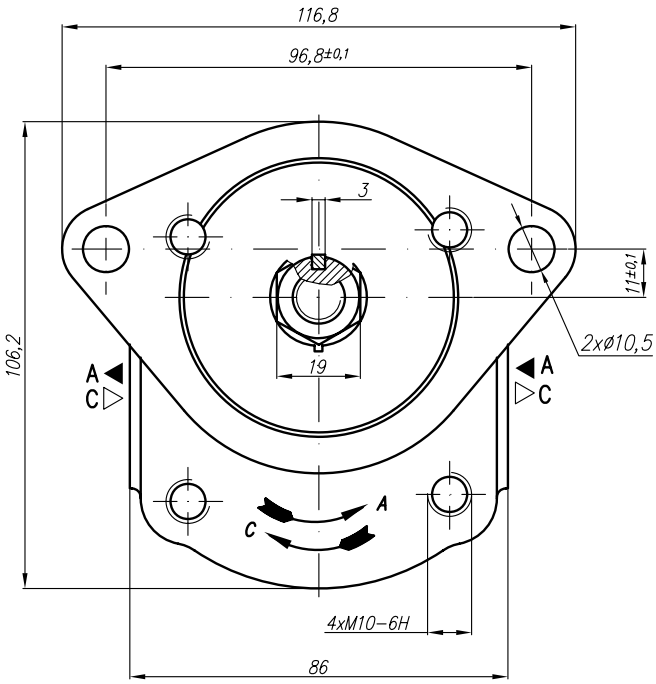

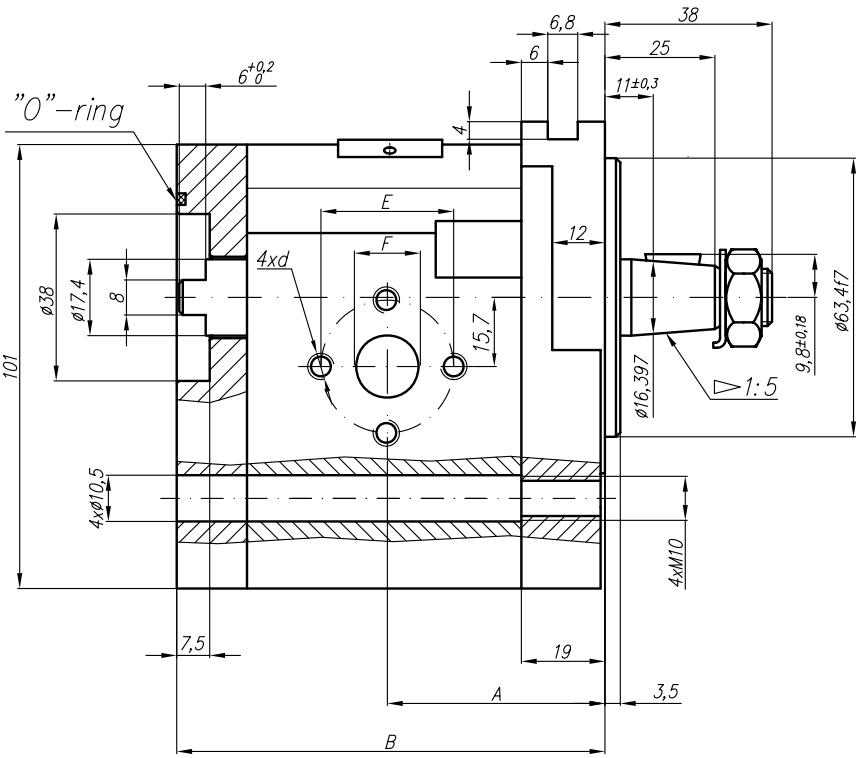

Symbol

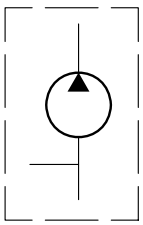

Type	Displacement	Flow		Pressure	max Speed	Dimension							
		at 1500 rpm	at max rpm	P_{nom}	n	A	B	Inlet			Outlet		
	cm^3/rev	l/min	l/min	bar	rpm	mm	mm	E	F	d	E	F	d
20A(C)4,5X304	4,5							30,2	13,1	M6-6H	30,2	13,1	M6-6H
20A(C)6,3X304	6,3												
20A(C)8,2X304	8,2												
20A(C)10X304	10							40	20	M8-6H		15	
20A(C)11X304	11,3												
20A(C)12X304	12												
20A(C)14X304	14	19,95	46,55	250	3500	54	97						
20A(C)15X304	15												
20A(C)16X304	16												
20A(C)19X304	19	27,36	45,60	200	2500	54	105,5						
20A(C)22X304	22												
20A(C)25X304	25												

Designed as a special version – II section of tandem pump 22A(C)...X304/...X305.

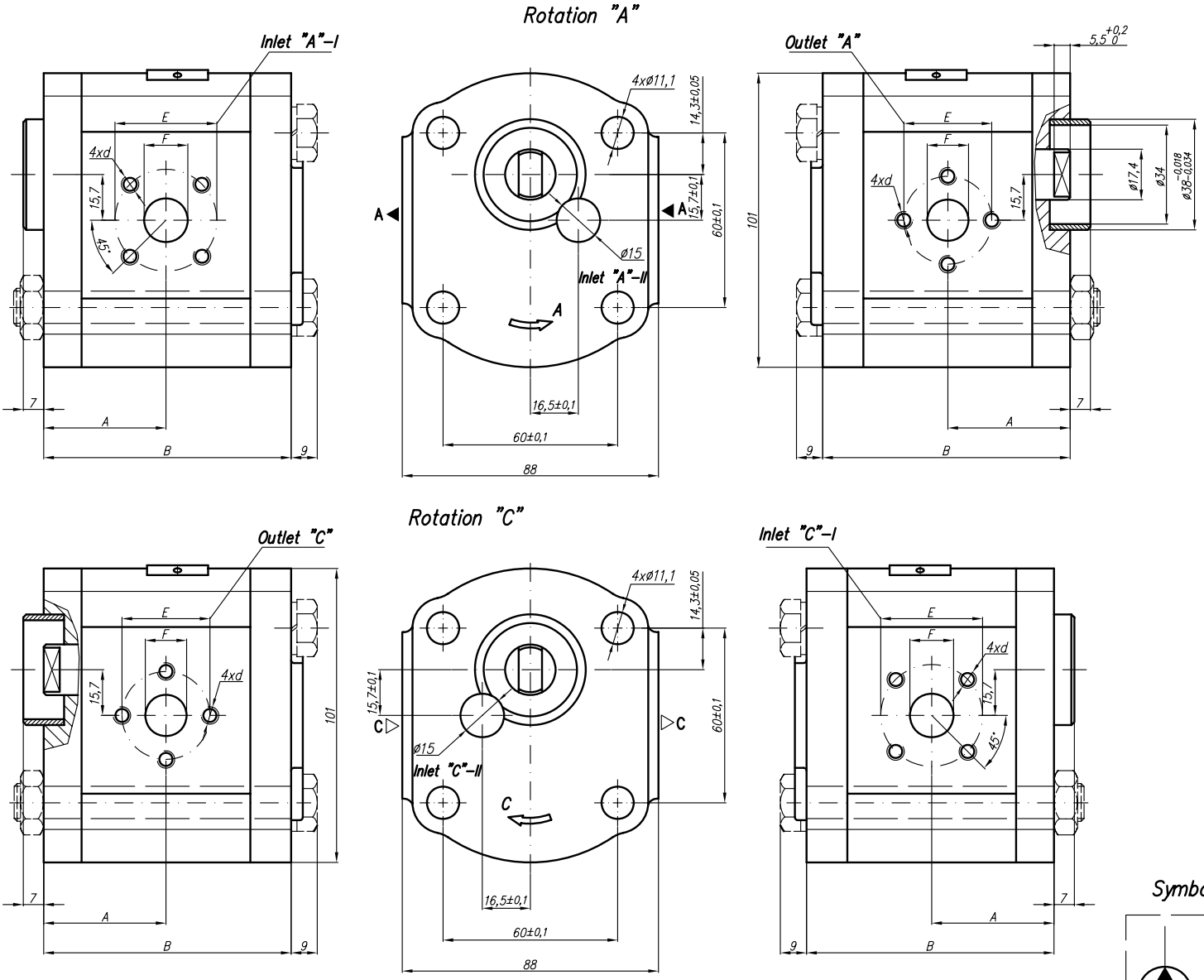

Symbol

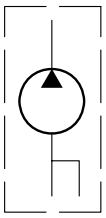

Type	Displacement	Flow		Pressure	max Speed	Dimension							
		at 1500 rpm	at max rpm	P_{nom}	n	A	B	Inlet			Outlet		
	cm^3/rev	l/min	l/min	bar	rpm	mm	mm	E	F	d	E	F	d
20A(C)4,5X305	4,5							40	15	M6-6H	30,2	15	M6-6H
20A(C)6,3X305	6,3												
20A(C)8,2X305	8,2	11,32	26,40	250	3500	34,6	74		20				
20A(C)10X305	10												
20A(C)11X305	11,3												
20A(C)12X305	12												
20A(C)14X305	14												
20A(C)15X305	15												
20A(C)16X305	16												
20A(C)19X305	19												
20A(C)22X305	22												
20A(C)25X305	25												

& 20A(C)...X145... – with standard threads M;G (see below)

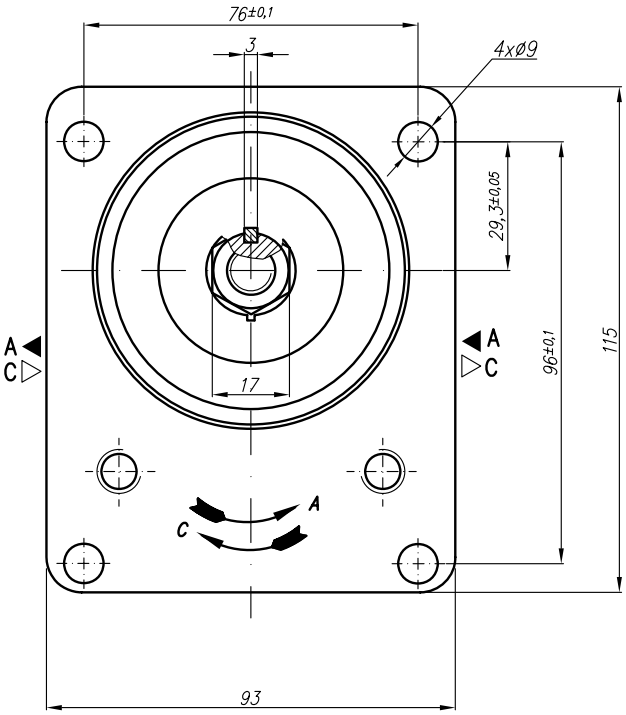

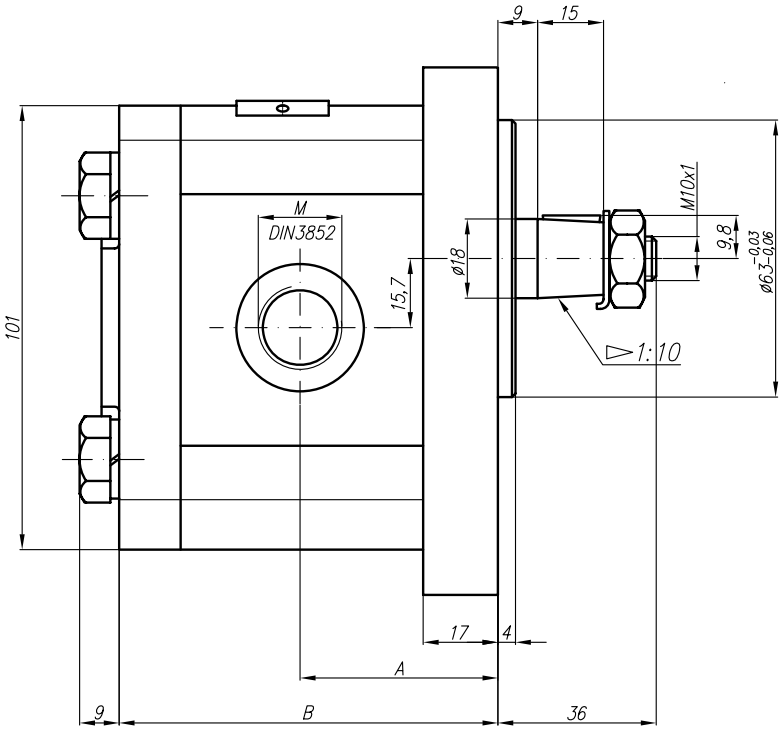

Possible variants with standard threads–M;G

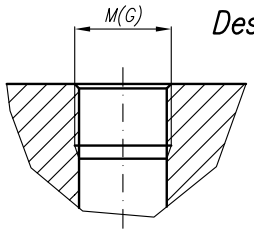

Designation 20A(C)...X145...

Normal version ports – M (DIN 3852)
(with "O"–ring)

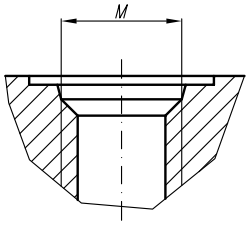

Type	Displacement	Flow		Pressure	max Speed	Dimension							
		at 1500 rpm	at max rpm	P_{nom}	n	A	B	Inlet			Outlet		
	cm^3/rev	l/min	l/min	bar	rpm	mm	mm	M	G	U	M	G	U
20A(C)4,5X306	4,5	6,14	14,33	250	3500	42,5	80	M18x1,5	G1/2		M14x1,5	G1/2	
20A(C)6,3X306	6,3	8,69	20,29	250	3500	42,5	80						
20A(C)8,2X306	8,2	11,32	26,40	250	3500	42,5	80						
20A(C)10X306	10	13,95	32,55	250	3500	47	89	M22x1,5	G3/4		M18x1,5		
20A(C)11X306	11,3	15,76	36,78	250	3500	48,6	91,1						
20A(C)12X306	12	16,92	39,48	250	3500	49	92,3						
20A(C)14X306	14	19,95	46,55	250	3500	49	95,4	M27x2					
20A(C)15X306	15	21,60	36,00	250	2500	49,5	96,9						
20A(C)16X306	16	23,04	38,40	250	2500	52	98,6						
20A(C)19X306	19	27,36	45,60	200	2500	53	103,5						
20A(C)22X306	22	31,68	42,24	180	2000	57	108,5						
20A(C)25X306	25	36,00	48,00	160	2000	59,2	113,4						

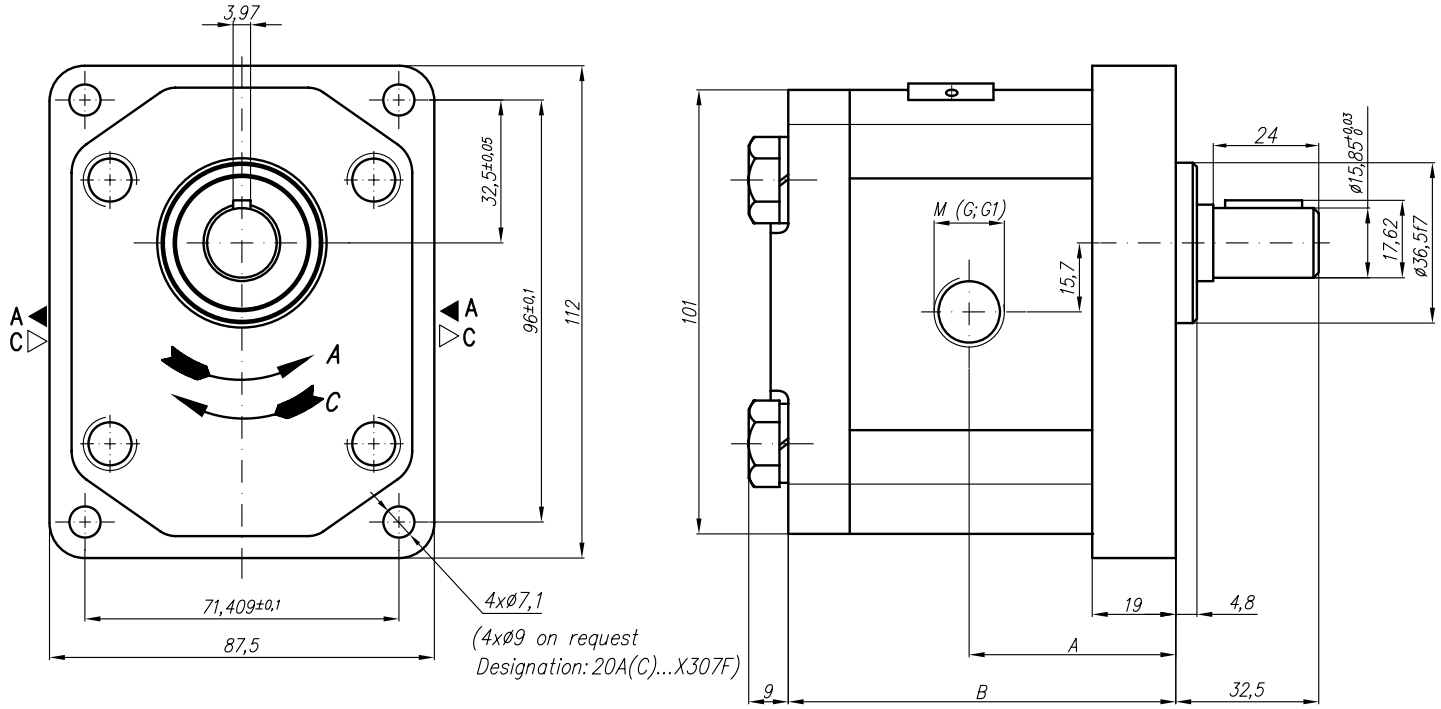

Type	Displacement	Flow		Pressure	max Speed	Dimension							
		at 1500 rpm	at max rpm	P_{nom}	n	A	B	Inlet			Outlet		
	cm^3/rev	l/min	l/min	bar	rpm	mm	mm	M	G	G1	M	G	G1
20A(C)4,5X307…	4,5	6,14	14,33	250	3500			M20x1,5	G1/2		M16x1,5	G1/2	
20A(C)6,3X307...	6,3	8,69	20,29	250	3500								
20A(C)8,2X307...	8,2	11,32	26,40	250	3500								
20A(C)10X307...	10	13,95	32,55	250	3500	47	89		G3/4				
20A(C)11X307...	11,3	15,76	36,78	250	3500	48	91,1						
20A(C)12X307...	12	16,92	39,48	250	3500	48,6	92,3						
20A(C)14X307...	14	19,95	46,55	250	3500	50	95,4						
20A(C)15X307...	15	21,60	36,00	250	2500	51	96,9						
20A(C)16X307...	16	23,04	38,40	250	2500	52	98,6						
20A(C)19X307...	19	27,36	45,60	200	2500	54	103,5				M20X1,5		
20A(C)22X307...	22	31,68	42,24	180	2000	57	108,5			G1			G3/4
20A(C)25X307...	25	36,00	48,00	160	2000	59,2	113,4						

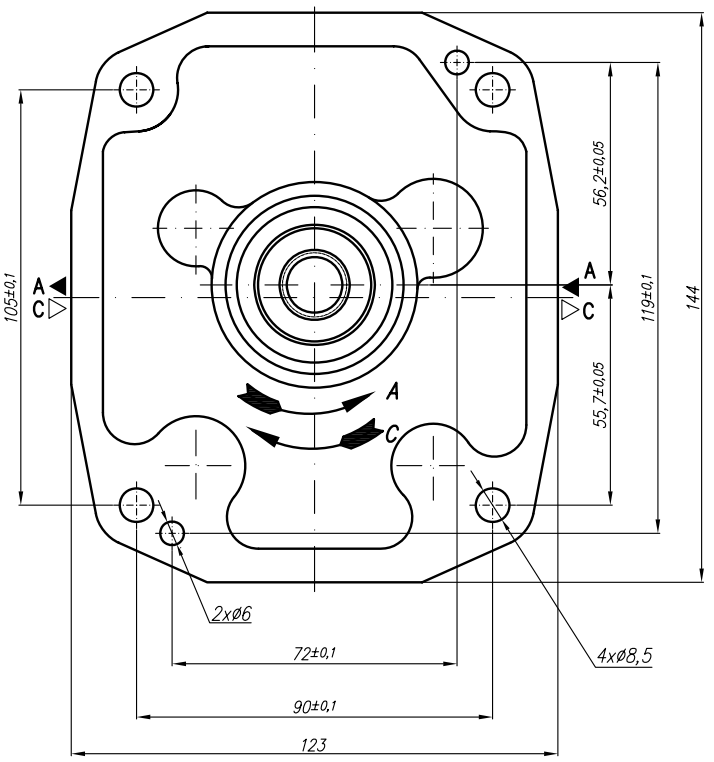

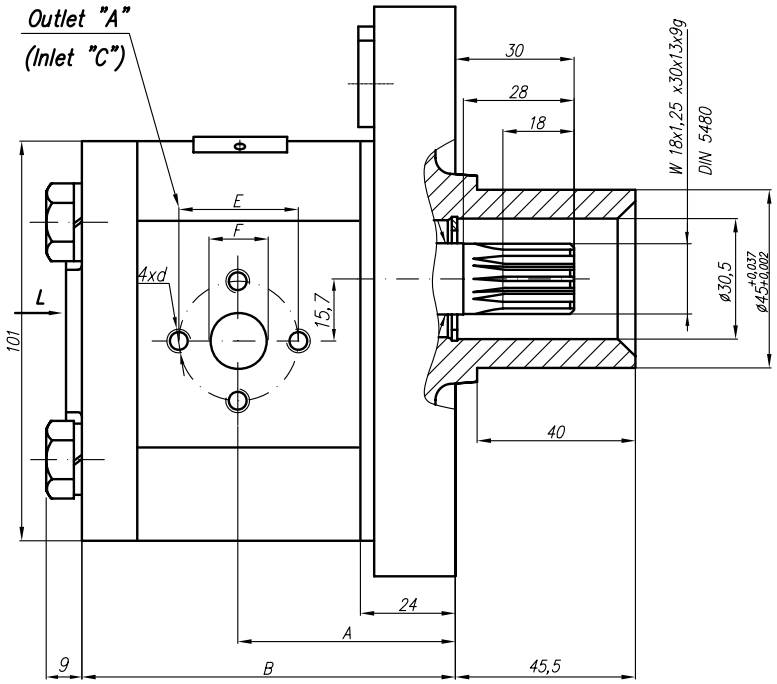

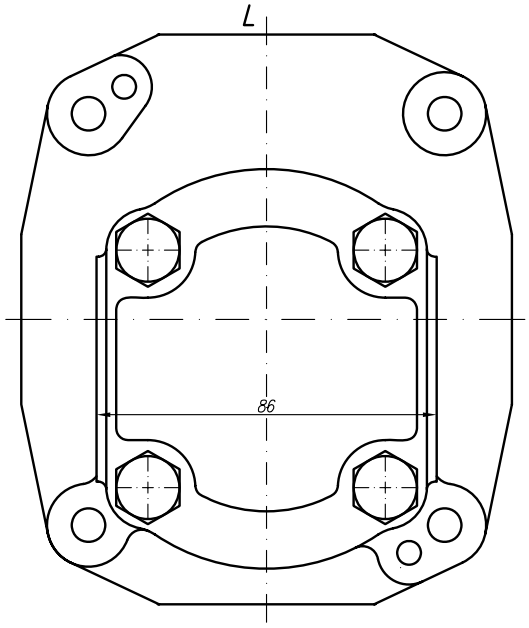

Type	Displacement	Flow		Pressure	max Speed	Dimension							
		at 1500 rpm	at max rpm	P_{nom}	n	A	B	Inlet			Outlet		
	cm^3/rev	l/min	l/min	bar	rpm	mm	mm	E	F	d	E	F	d
20A(C)4,5X315	4,5	6,14	14,33	250	3500								
20A(C)6,3X315	6,3	8,69	20,29	250	3500								
20A(C)8,2X315	8,2	11,32	26,40	250	3500								
20A(C)10X315	10	13,95	32,55	250	3500								
20A(C)11X315	11,3	15,76	36,78	250	3500	53	89,1						
20A(C)12X315	12	16,92	39,48	250	3500	53,6	97,3						
20A(C)14X315	14	19,95	46,55	250	3500								
20A(C)15X315	15	21,60	36,00	250	2500			39,7	19	M8-6H	30,2	14,2	M6-6H
20A(C)16X315	16	23,04	38,40	250	2500	57	103,5						
20A(C)19X315	19	27,36	45,60	200	2500	59	108,5						
20A(C)22X315	22	31,68	42,24	180	2000								
20A(C)25X315	25	36,00	48,00	160	2000								

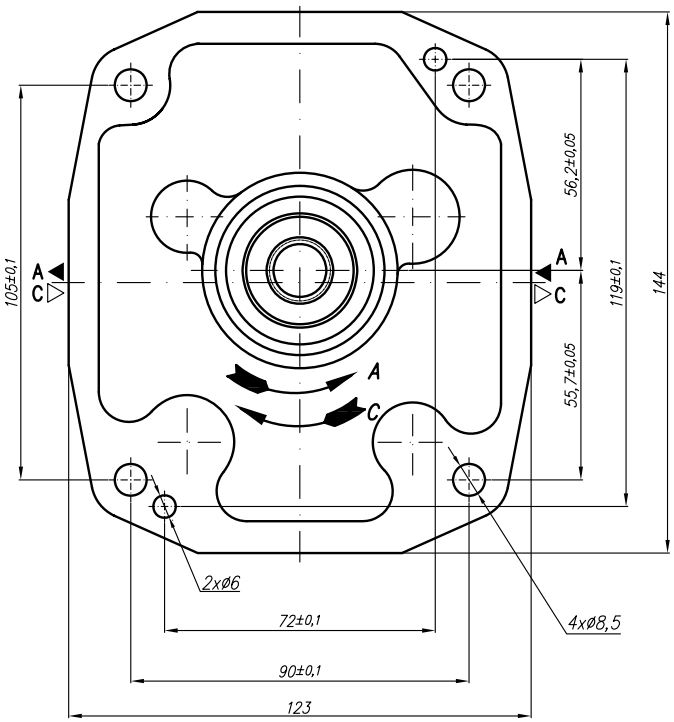

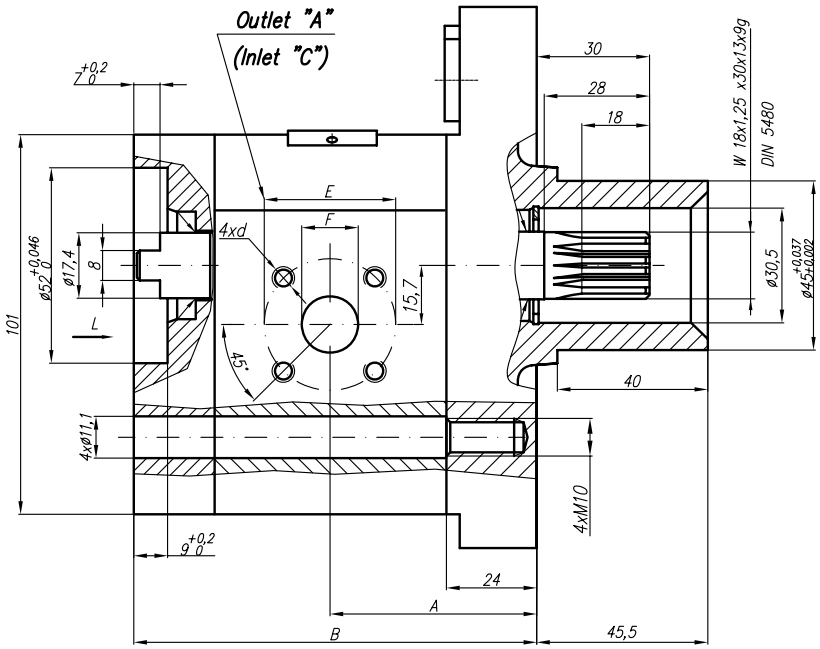

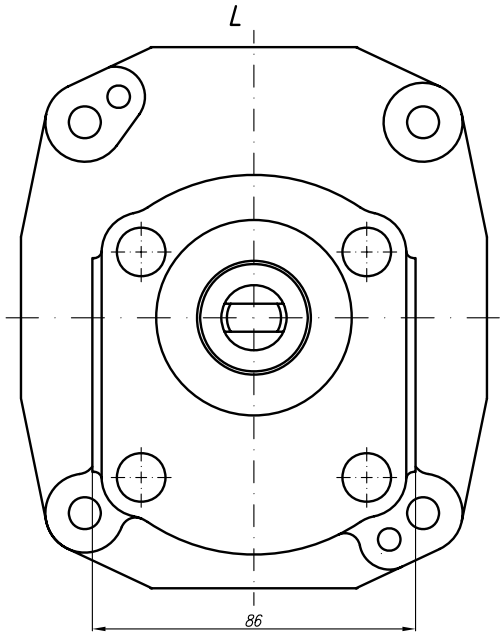

Type	Displacement	Flow		Pressure	max Speed	Dimension							
		at 1500 rpm	at max rpm	P_{nom}	n	A	B	Inlet			Outlet		
	cm^3/rev	l/min	l/min	bar	rpm	mm	mm	E	F	d	E	F	d
20A(C)4,5X316	4,5	6,14	14,33	250	3500			40	15	M6-6H	30,2	15	M6-6H
20A(C)6,3X316	6,3	8,69	20,29	250	3500								
20A(C)8,2X316	8,2	11,32	26,40	250	3500				20				
20A(C)10X316	10	13,95	32,55	250	3500								
20A(C)11X316	11,3	15,76	36,78	250	3500								
20A(C)12X316	12	16,92	39,48	250	3500								
20A(C)14X316	14	19,95	46,55	250	3500								
20A(C)15X316	15	21,60	36,00	250	2500								
20A(C)16X316	16	23,04	38,40	250	2500	57	110,7						
20A(C)19X316	19	27,36	45,60	200	2500								
20A(C)22X316	22	31,68	42,24	180	2000	61,6	120,7						
20A(C)25X316	25	36,00	48,00	160	2000								

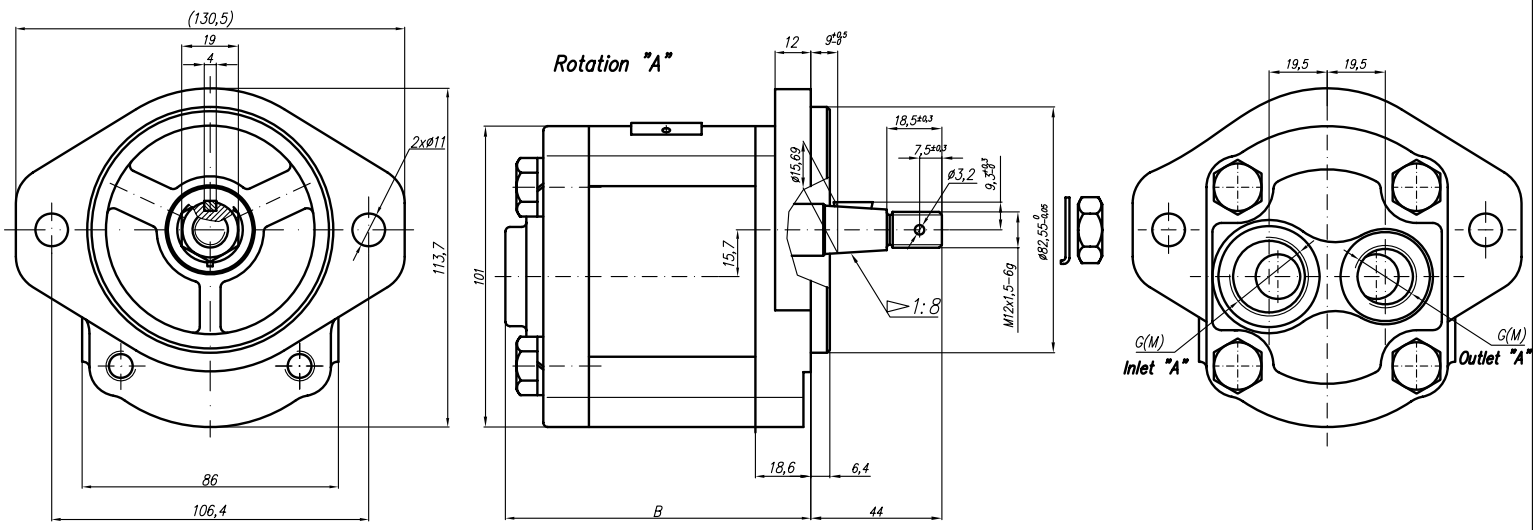

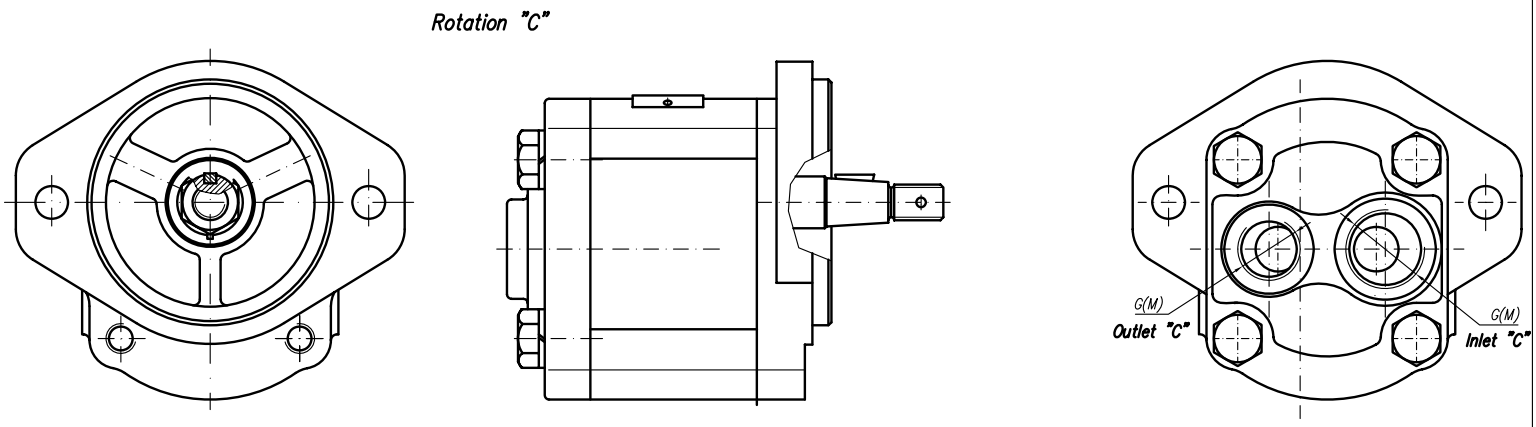

Type	Displacement	Flow		Pressure	max Speed	Dimension							
		at 1500 rpm	at max rpm	P_{nom}	n	A	B	Inlet			Outlet		
	cm^3/rev	l/min	l/min	bar	rpm	mm	mm	M	G	G1	M	G	G1
20A(C)4,5X318W	4,5	6,14	14,33	250	3500		93,6	M27x1,5	G3/4		M22x1,5	G1/2	
20A(C)6,3X318W	6,3	8,69	20,29	250	3500		96,6						
20A(C)8,2X318W	8,2	11,32	26,40	250	3500		99,5						
20A(C)10X318W	10	13,95	32,55	250	3500		102,5						
20A(C)11X318W	11,3	15,76	36,78	250	3500		104,6						
20A(C)12X318W	12	16,92	39,48	250	3500		105,9						
20A(C)14X318W	14	19,95	46,55	250	3500		108,9						
20A(C)15X318W	15	21,60	36,00	250	2500		110,5						
20A(C)16X318W	16	23,04	38,40	250	2500		112,1						
20A(C)19X318W	19	27,36	45,60	200	2500		117,1						
20A(C)22X318W	22	31,68	42,24	180	2000		122,1						
20A(C)25X318W	25	36,00	48,00	160	2000		127						

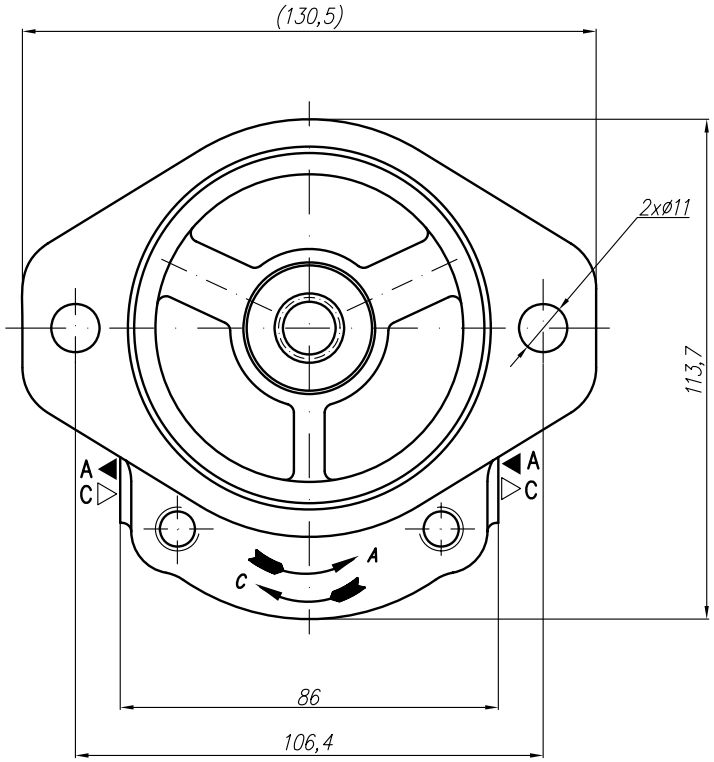

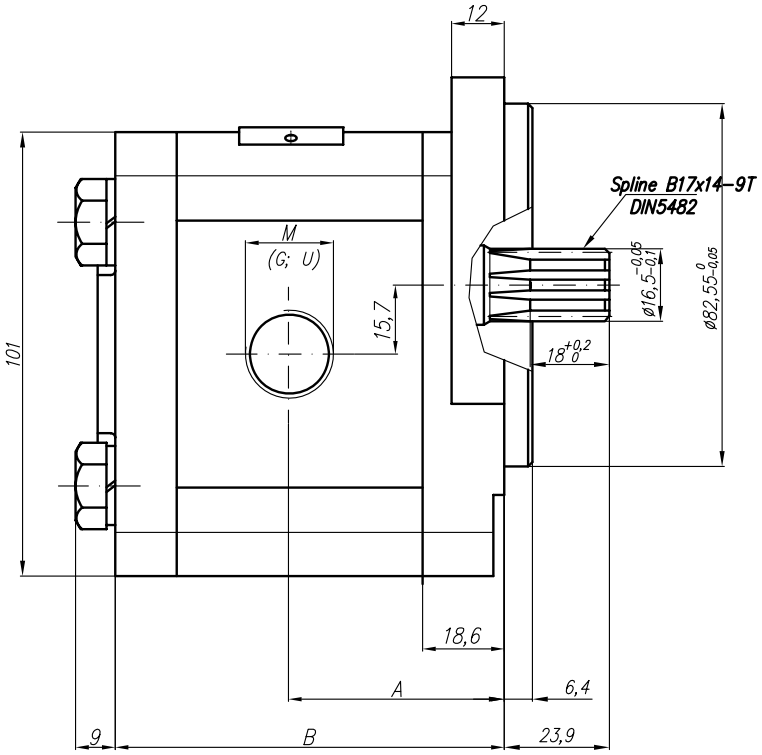

Type	Displacement	Flow		Pressure	max Speed	Dimension							
		at 1500 rpm	at max rpm	P_{nom}	n	A	B	Inlet			Outlet		
	cm^3/rev	l/min	l/min	bar	rpm	mm	mm	M	G	U	M	G	U
20A(C)4,5X320...	4,5	6,14	14,33	250	3500	42	79,6	M20x1,5	G1/2	1 1/16"-12UNF	M16x1,5	G1/2	7/8"-14UNF
20A(C)6,3X320...	6,3	8,69	20,29	250	3500	43,6	82,6						
20A(C)8,2X320...	8,2	11,32	26,40	250	3500	45	85,6						
20A(C)10X320...	10	13,95	32,55	250	3500	46,6	88,7		G3/4				
20A(C)11X320...	11,3	15,76	36,78	250	3500	47,6	90,7						
20A(C)12X320...	12	16,92	39,48	250	3500	48,2	91,9						
20A(C)14X320...	14	19,95	46,55	250	3500	49,6	95						
20A(C)15X320...	15	21,60	36,00	250	2500	50,6	96,5						
20A(C)16X320...	16	23,04	38,40	250	2500	51,6	98,2						
20A(C)19X320...	19	27,36	45,60	200	2500	53,6	103,1				M20X1,5		
20A(C)22X320...	22	31,68	42,24	180	2000	56,6	108,1						
20A(C)25X320...	25	36,00	48,00	160	2000	58,8	113						

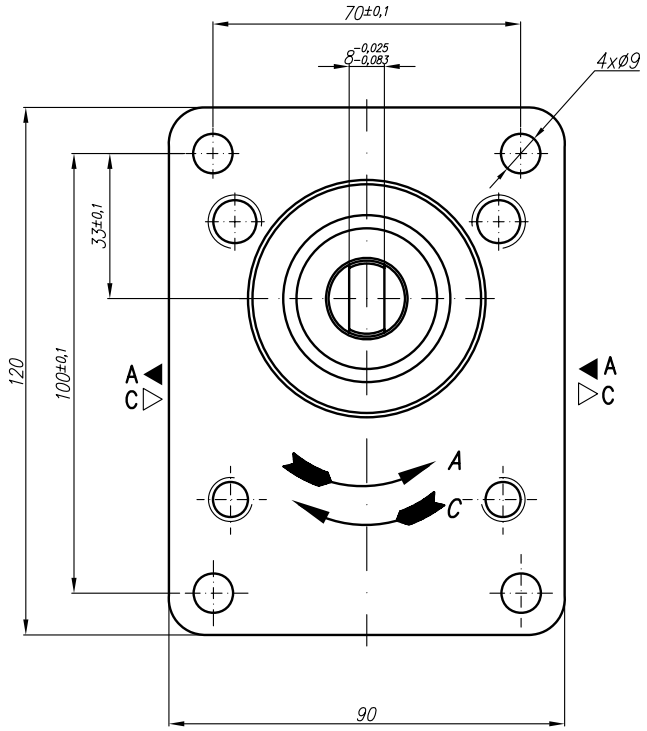

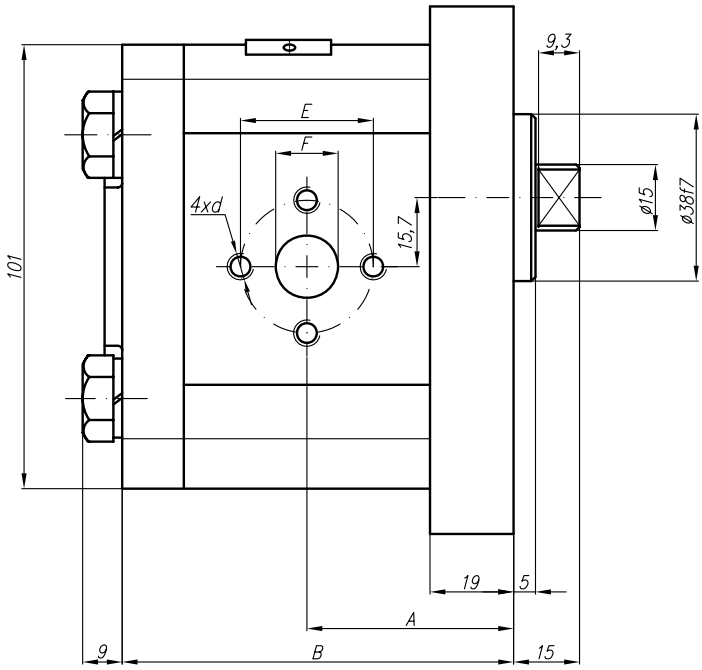

Type	Displacement	Flow		Pressure	max Speed	Dimension							
		at 1500 rpm	at max rpm	P_{nom}	n	A	B	Inlet			Outlet		
	cm^3/rev	l/min	l/min	bar	rpm	mm	mm	E	F	d	E	F	d
20A(C)4,5X321	4,5	6,14	14,33	250	3500	42,5	80	30,2	13,1	M6-6H	30,2	13,1	M6-6H
20A(C)6,3X321	6,3												
20A(C)8,2X321	8,2												
20A(C)10X321	10												
20A(C)11X321	11,3												
20A(C)12X321	12												
20A(C)14X321	14												
20A(C)15X321	15												
20A(C)16X321	16												
20A(C)19X321	19												
20A(C)22X321	22												
20A(C)25X321	25												

Designed as a middle section of tripple pumps – 322A(C)../...X327.../... (IIIgroup/IIgroup/IIgroup).

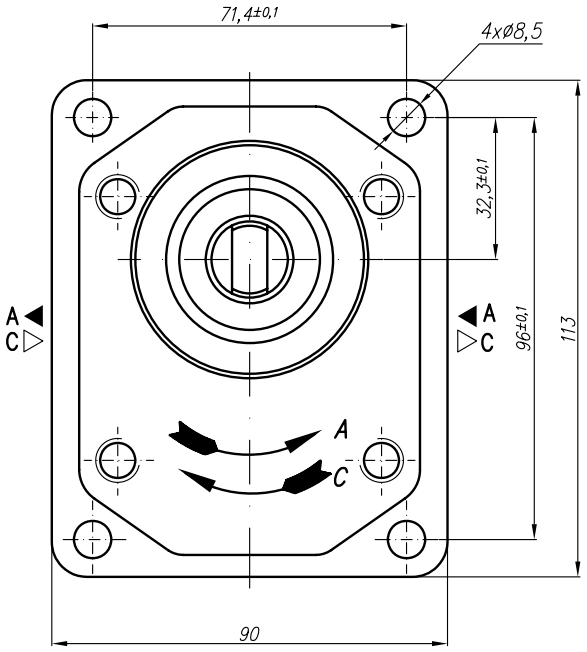

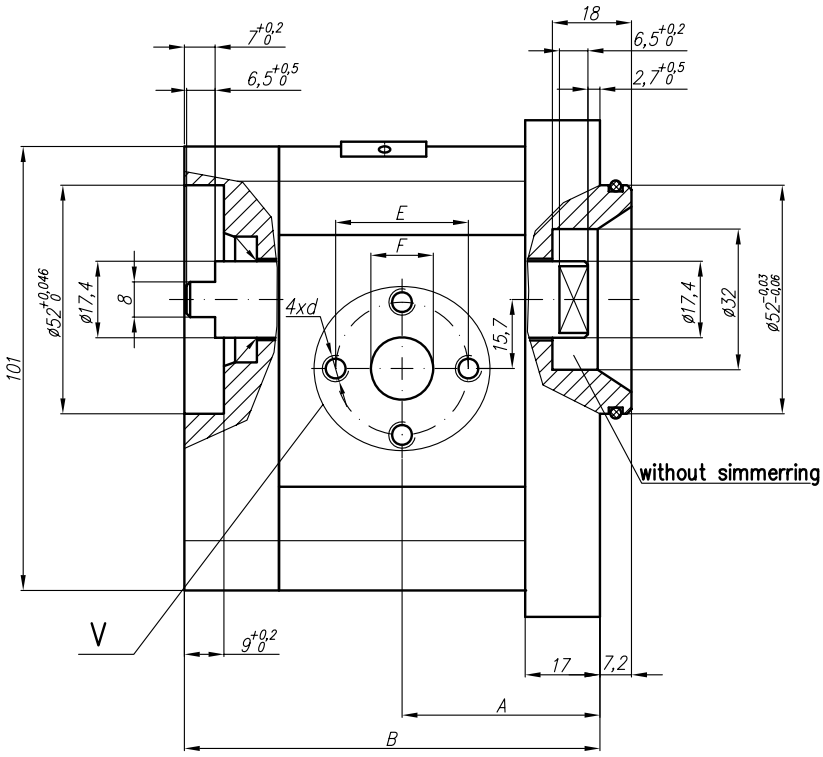

V
Variants for ports – M;G;U

Designations:

...X327 – Normal version (flanges);
...X327M – Metric threads;
...X327G – GAS threads;
...X327U – SAE UNF threads;

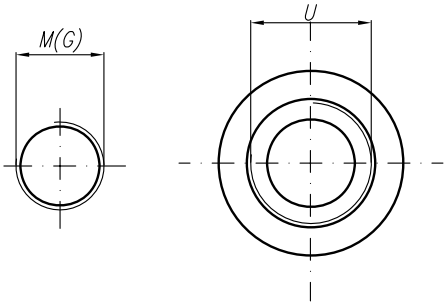

SAE J475 (ISO R725)

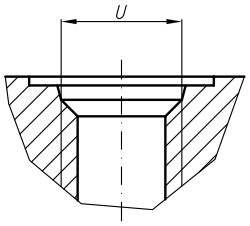

Type	Displacement	Flow		Pressure	max Speed	Dimension															
		at 1500 rpm	at max rpm	P_{nom}	n	A	B	Inlet						Outlet					
	cm^3/rev	l/min	l/min	bar	rpm	mm	mm	E	F	d	M	G	U	E	F	d	M	G	U
20A(C)4,5X327...	4,5	6,14	14,33	250	3500	40,5	85,2	30,2	13,1	M6-6H	M20x1,5	G1/2	1 1/16"-12UNF	30,2	13,1	M6-6H	M16x1,5	G1/2	7/8"-14UNF
20A(C)6,3X327...	6,3	8,69	20,29	250	3500	42	88,2												
20A(C)8,2X327...	8,2	11,32	26,40	250	3500	43,5	91,1												
20A(C)10X327...	10	13,95	32,55	250	3500	45	94,2	39,7	19	M8-6H		G3/4			14,2				
20A(C)11X327...	11,3	15,76	36,78	250	3500	46	96,3												
20A(C)12X327...	12	16,92	39,48	250	3500	46,6	97,5												
20A(C)14X327...	14	19,95	46,55	250	3500	48	100,6												
20A(C)15X327...	15	21,60	36,00	250	2500	49	102,1												
20A(C)16X327...	16	23,04	38,40	250	2500	50	103,8										M20x1,5		
20A(C)19X327...	19	27,36	45,60	200	2500	52	108,7												
20A(C)22X327...	22	31,68	42,24	180	2000	55	113,7												
20A(C)25X327...	25	36,00	48,00	160	2000	57,2	118,6							39,7	19	M8			

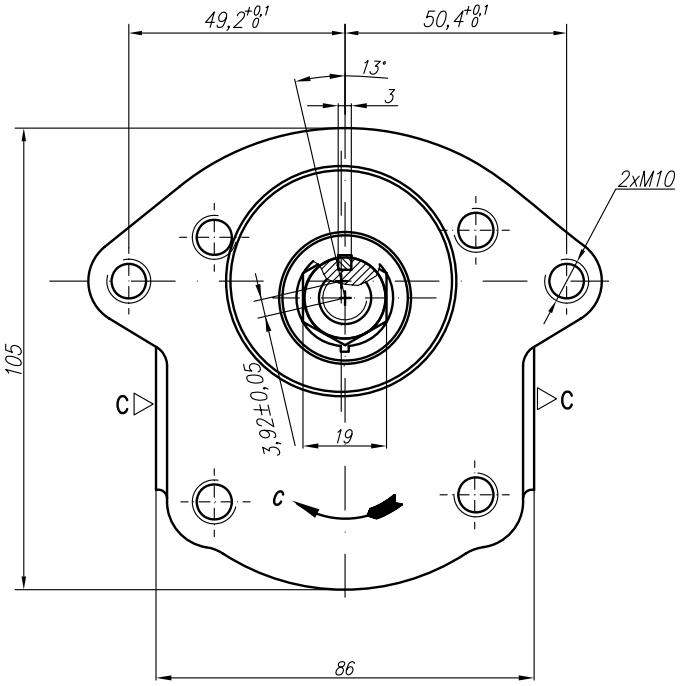

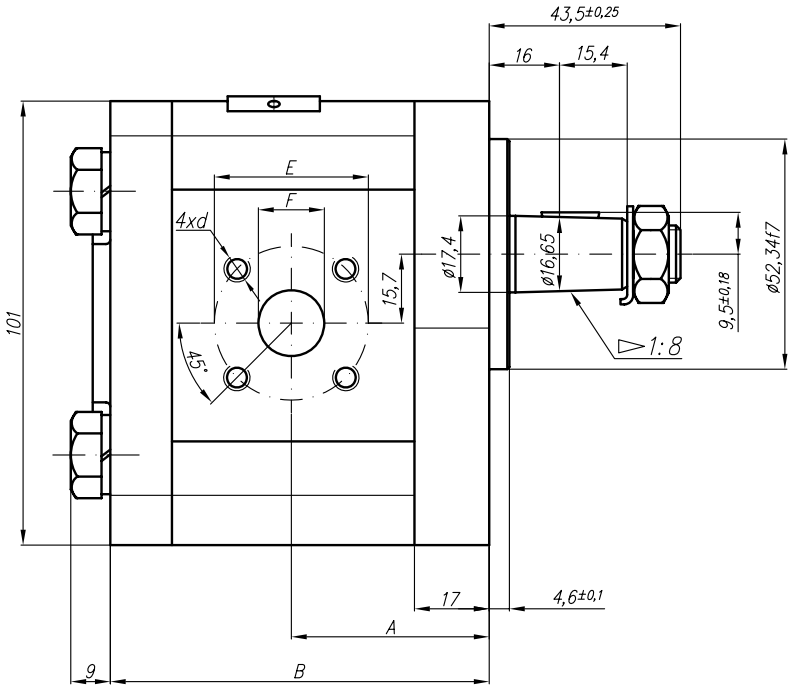

Type	Displacement	Flow		Pressure	max Speed	Dimension							
		at 1500 rpm	at max rpm	P_{nom}	n	A	B	Inlet			Outlet		
	cm^3/rev	l/min	l/min	bar	rpm	mm	mm	E	F	d	E	F	d
20C4,5X328	4,5	6,14	14,33	250	3500			40	15	M6-6H	35	15	M6-6H
20C6,3X328	6,3	8,69	20,29	250	3500	42	81						
20C8,2X328	8,2	11,32	26,40	250	3500	43,5	83,9		20				
20C10X328	10	13,95	32,55	250	3500	45	87						
20C11X328	11,3	15,76	36,78	250	3500	46	89,1						
20C12X328	12	16,92	39,48	250	3500	46,6	90,3						
20C14X328	14	19,95	46,55	250	3500	48	93,4						
20C15X328	15	21,60	36,00	250	2500	49	95						
20C16X328	16	23,04	38,40	250	2500	50	96,6						
20C19X328	19	27,36	45,60	200	2500	52	101,5						
20C22X328	22	31,68	42,24	180	2000	55	106,5						
20C25X328	25	36,00	48,00	160	2000	57,2	111,4						

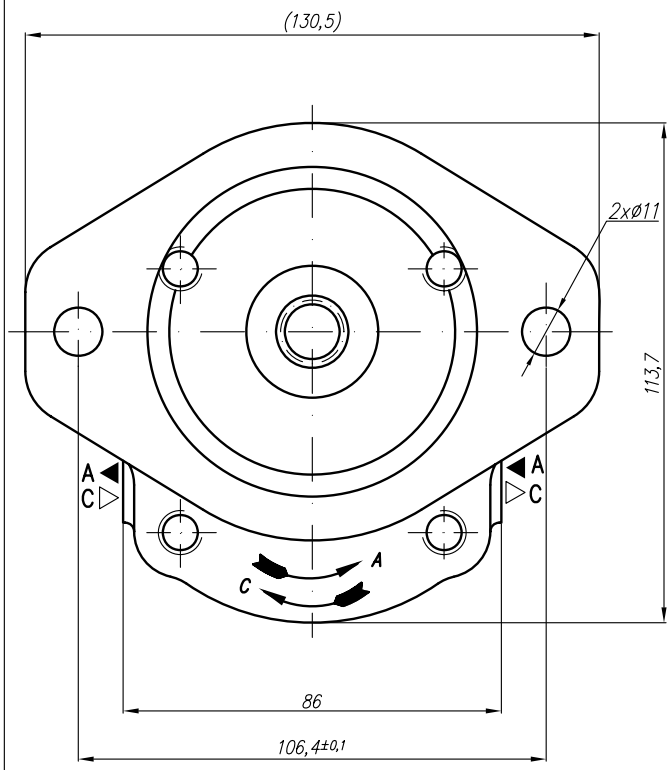

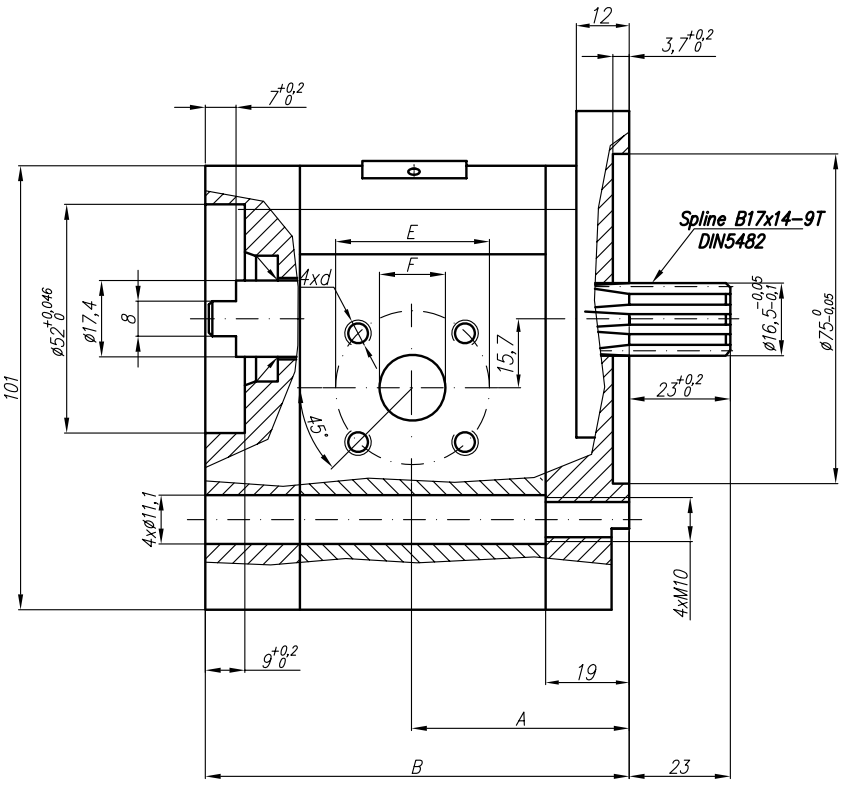

Type	Displacement	Flow		Pressure	max Speed	Dimension							
		at 1500 rpm	at max rpm	P_{nom}	n	A	B	Inlet			Outlet		
	cm^3/rev	l/min	l/min	bar	rpm	mm	mm	E	F	d	E	F	d
20A(C)4,5X341	4,5	6,14	14,33	250	3500	41,8	87,2	40	15	M6-6H	35	15	M6-6H
20A(C)6,3X341	6,3	8,69	20,29	250	3500	43	90,2						
20A(C)8,2X341	8,2	11,32	26,40	250	3500	45,1	93,1		20				
20A(C)10X341	10	13,95	32,55	250	3500	49,5	96,2						
20A(C)11X341	11,3	15,76	36,78	250	3500	49,5	98,2						
20A(C)12X341	12	16,92	39,48	250	3500	49,5	99,5						
20A(C)14X341	14	19,95	46,55	250	3500	49,5	102,6						
20A(C)15X341	15	21,60	36,00	250	2500	49,5	104,1						
20A(C)16X341	16	23,04	38,40	250	2500	49,5	105,8						
20A(C)19X341	19	27,36	45,60	200	2500	49,5	110,7						
20A(C)22X341	22	31,68	42,24	180	2000	57	115,7						
20A(C)25X341	25	36,00	48,00	160	2000	59,2	120,6						

Designed as a first section of tandem pumps group 21A(C)...X347/... (IIgroup/Igroup).

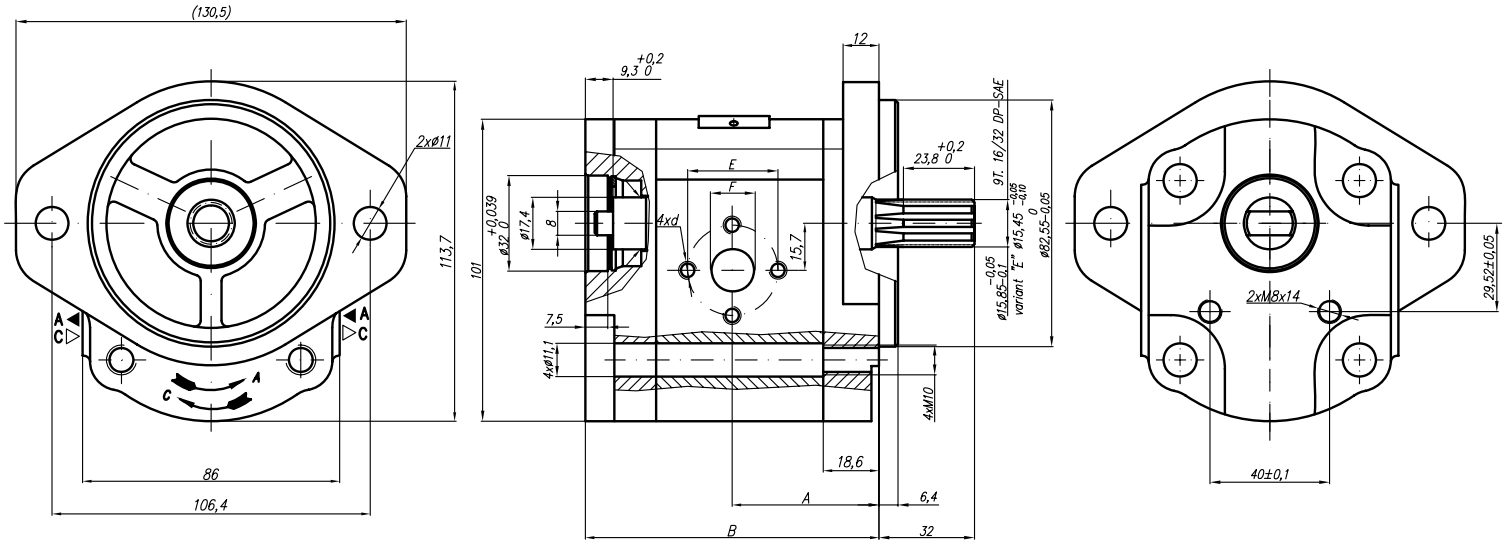

Type	Displacement	Flow		Pressure	max Speed	Dimension							
		at 1500 rpm	at max rpm	P_{nom}	n	A	B	Inlet			Outlet		
	cm^3/rev	l/min	l/min	bar	rpm	mm	mm	E	F	d	E	F	d
20A(C)4,5X347	4,5	6,14	14,33	250	3500	42,5	89,3	30,2	13,1	M6-6H	30,2	13,1	M6-6H
20A(C)6,3X347	6,3	8,69	20,29	250	3500	42,5	89,3						
20A(C)8,2X347	8,2	11,32	26,40	250	3500	42,5	89,3						
20A(C)10X347	10	13,95	32,55	250	3500	47	98,2	39,7	19	M8-6H		14,2	
20A(C)11X347	11,3	15,76	36,78	250	3500	48	100,3						
20A(C)12X347	12	16,92	39,48	250	3500	48,7	101,6						
20A(C)14X347	14	19,95	46,55	250	3500	50,2	104,7						
20A(C)15X347	15	21,60	36,00	250	2500	51	106,2						
20A(C)16X347	16	23,04	38,40	250	2500	51,8	107,8						
20A(C)19X347	19	27,36	45,60	200	2500	54	112,8						
20A(C)22X347	22	31,68	42,24	180	2000	56,5	117,8						
20A(C)25X347	25	36,00	48,00	160	2000	58,8	122,7				39,7	19	M8

Pump 20A(C)...X411 is equivalent to 20(C)...X352.

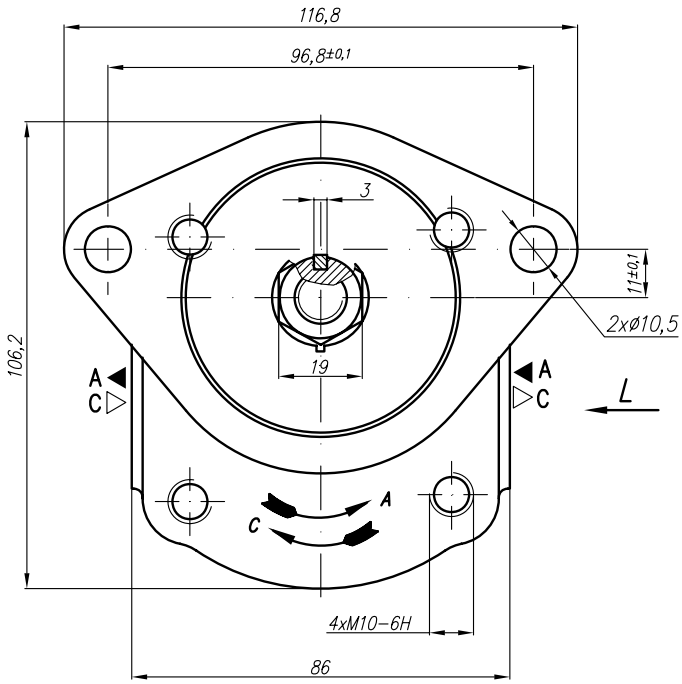

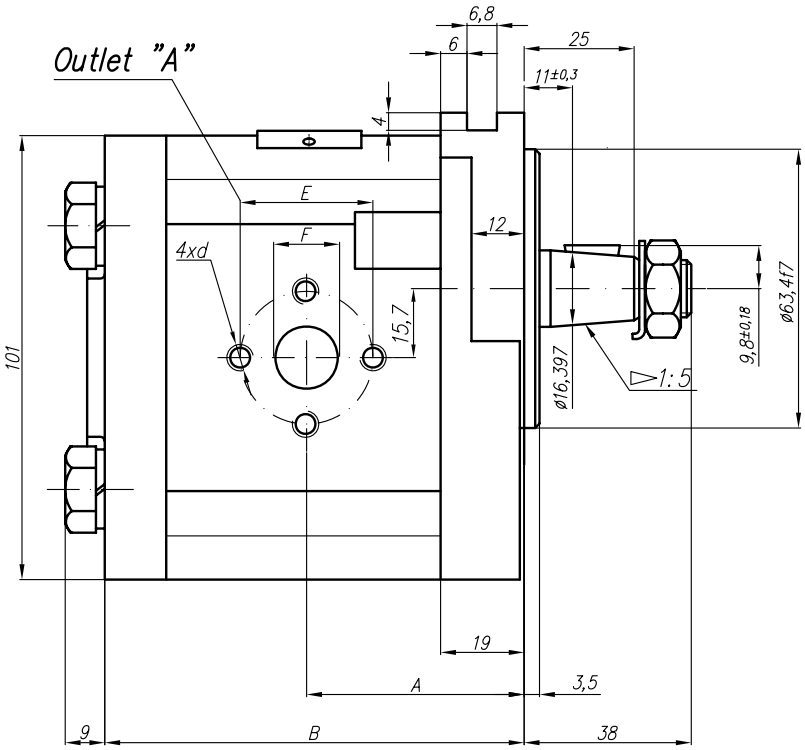

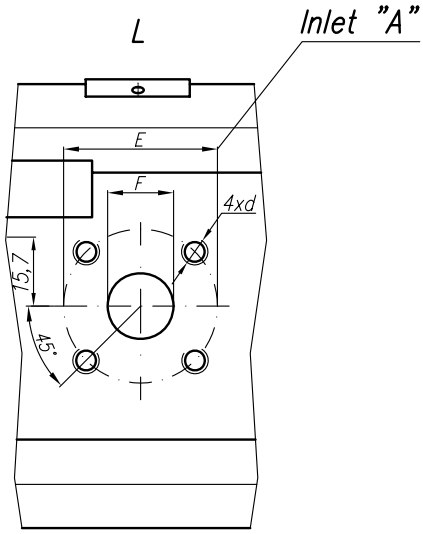

Type	Displacement	Flow		Pressure	max Speed	Dimension							
		at 1500 rpm	at max rpm	P_{nom}	n	A	B	Inlet			Outlet		
	cm^3/rev	l/min	l/min	bar	rpm	mm	mm	E	F	d	E	F	d
20A(C)4,5X352	4,5												
20A(C)6,3X352	6,3												
20A(C)8,2X352	8,2												
20A(C)10X352	10												
20A(C)11X352	11,3												
20A(C)12X352	12												
20A(C)14X352	14	19,95	46,55	250	3500	54	95,4	40	20	M6-6H	30,2	14,2	M6-6H
20A(C)15X352	15												
20A(C)16X352	16												
20A(C)19X352	19												
20A(C)22X352	22												
20A(C)25X352	25												

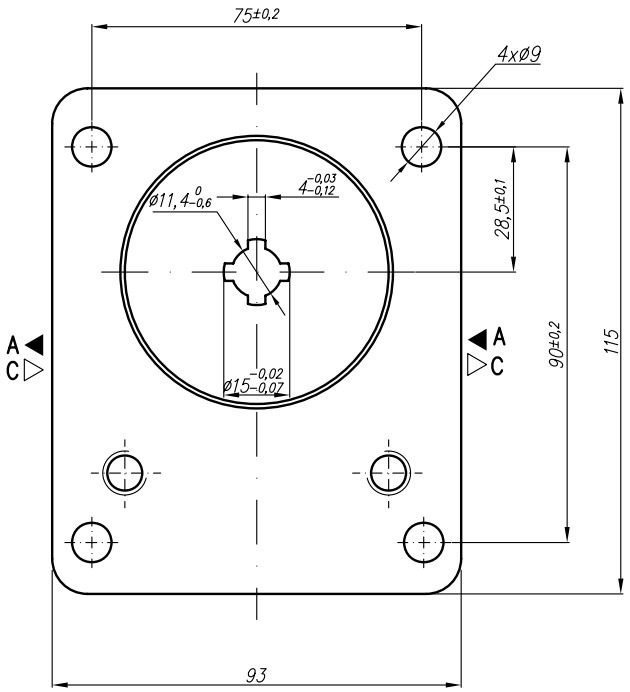

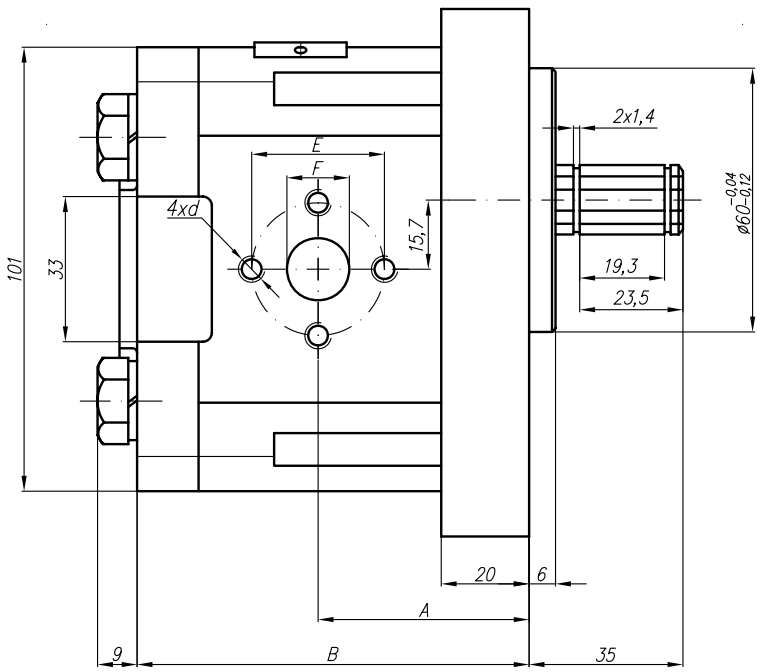

Type	Displacement	Flow		Pressure	max Speed	Dimension							
		at 1500 rpm	at max rpm	P_{nom}	n	A	B	Inlet			Outlet		
	cm^3/rev	l/min	l/min	bar	rpm	mm	mm	E	F	d	E	F	d
20A(C)4,5X354	4,5							30,2	13,1	M6-6H	30,2	13,1	M6-6H
20A(C)6,3X354	6,3	8,69	20,29	250	3500	48	92						
20A(C)8,2X354	8,2	11,32	26,40	250	3500	48	96						
20A(C)10X354	10	13,95	32,55	250	3500	48	98	38	15	M8-6H	38	15	M8-6H
20A(C)11X354	11,3												
20A(C)12X354	12												
20A(C)14X354	14	19,95	46,55	250	3500	48	105,4						
20A(C)15X354	15												
20A(C)16X354	16	23,04	38,40	250	2500	48	107,6						
20A(C)19X354	19	27,36	45,60	200	2500	55,3	112,6						
20A(C)22X354	22												
20A(C)25X354	25												

* 20A(C)...X555(H) – variant with spline lengths 22mm and 31mm.

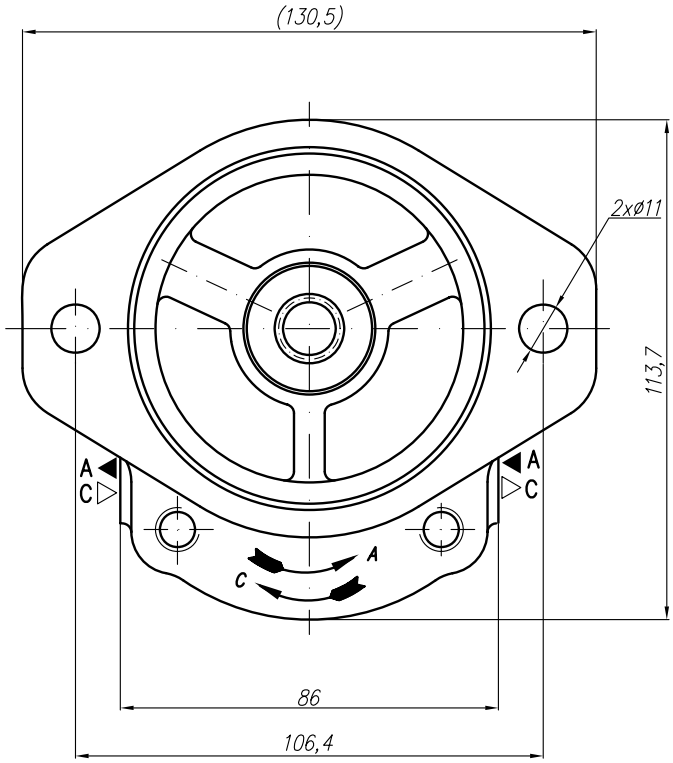

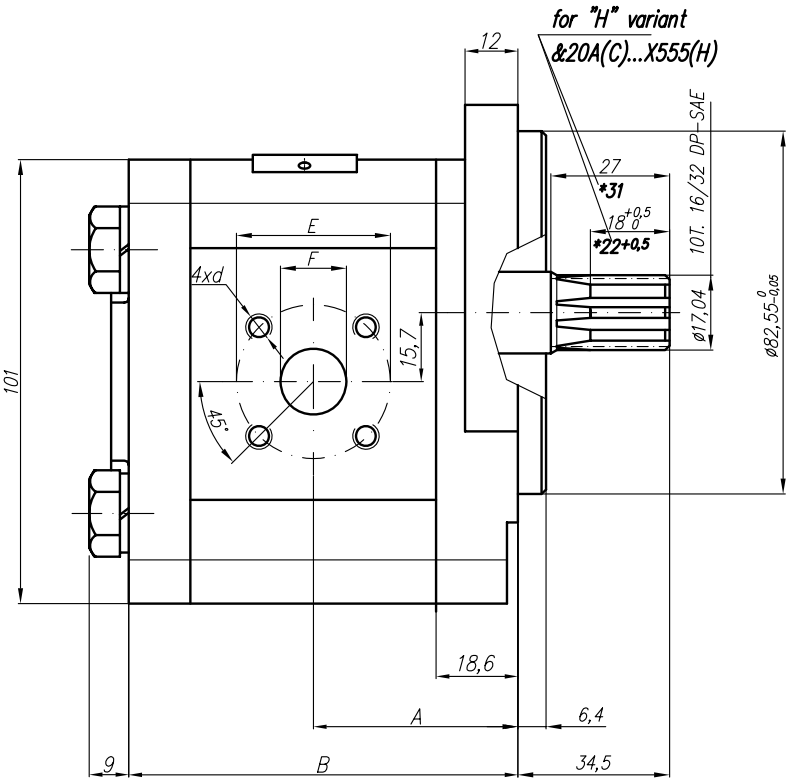

Type	Displacement	Flow		Pressure	max Speed	Dimension							
		at 1500 rpm	at max rpm	P_{nom}	n	A	B	Inlet			Outlet		
	cm^3/rev	l/min	l/min	bar	rpm	mm	mm	E	F	d	E	F	d
20A(C)4,5X355	4,5	6,14	14,33	250	3500	42	79,6	40	15	M6-6H	35	15	M6-6H
20A(C)6,3X355	6,3	8,69	20,29	250	3500	43,6	82,6						
20A(C)8,2X355	8,2	11,32	26,40	250	3500	45	85,6		20				
20A(C)10X355	10	13,95	32,55	250	3500	46,6	88,7						
20A(C)11X355	11,3	15,76	36,78	250	3500	47,6	90,7						
20A(C)12X355	12	16,92	39,48	250	3500	48,2	91,9						
20A(C)14X355	14	19,95	46,55	250	3500	49,6	95						
20A(C)15X355	15	21,60	36,00	250	2500	50,6	96,5						
20A(C)16X355	16	23,04	38,40	250	2500	51,6	98,2						
20A(C)19X355	19	27,36	45,60	200	2500	53,6	103,1						
20A(C)22X355	22	31,68	42,24	180	2000	56,6	108,1						
20A(C)25X355	25	36,00	48,00	160	2000	58,8	113						
20A(C)14X355H	14	20,16	47,04	250	3500	54,6	105,3	40	20	M6-6H	35	15	M6-6H
20A(C)4,5X355H	15	21,60	43,20	250	3000	55,6	106,8						
20A(C)6,3X355H	16	23,04	46,08	250	3000	56,6	108,4						
20A(C)8,2X355H	17,3	24,91	49,82	230	3000	57,6	110,5						
20A(C)10X355H	18,2	26,21	52,42	210	3000	58,4	112,1						
20A(C)11X355H	19	27,36	54,72	200	3000	59	113,4						
20A(C)12X355H	22	31,68	52,80	180	2500	61,5	118,4						
20A(C)14X355H	25	36,00	60,00	160	2500	63,9	123,3				40	20	
20A(C)15X355H	28	40,32	67,20	130	2500	66,4	128,1						
20A(C)16X355H	32	46,08	61,44	120	2000	69,6	134,4						
20A(C)19X355H	36	51,84	69,12	100	2000	72,8	141						

* 20A(C)...X508(HF) – variant with spline lengths 22mm and 31mm.

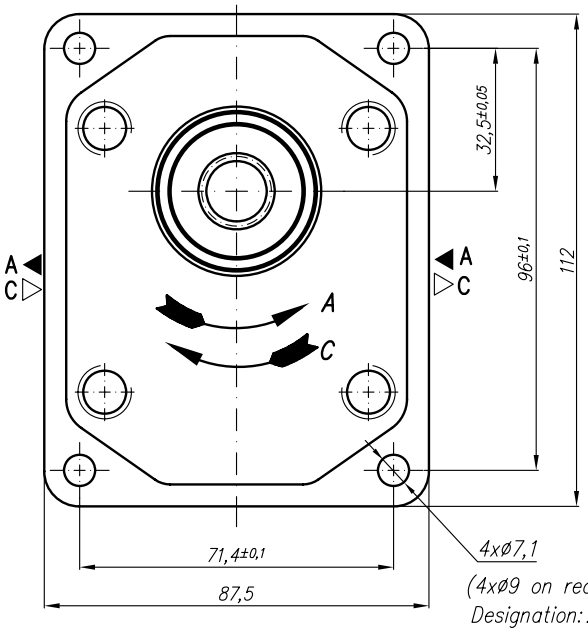

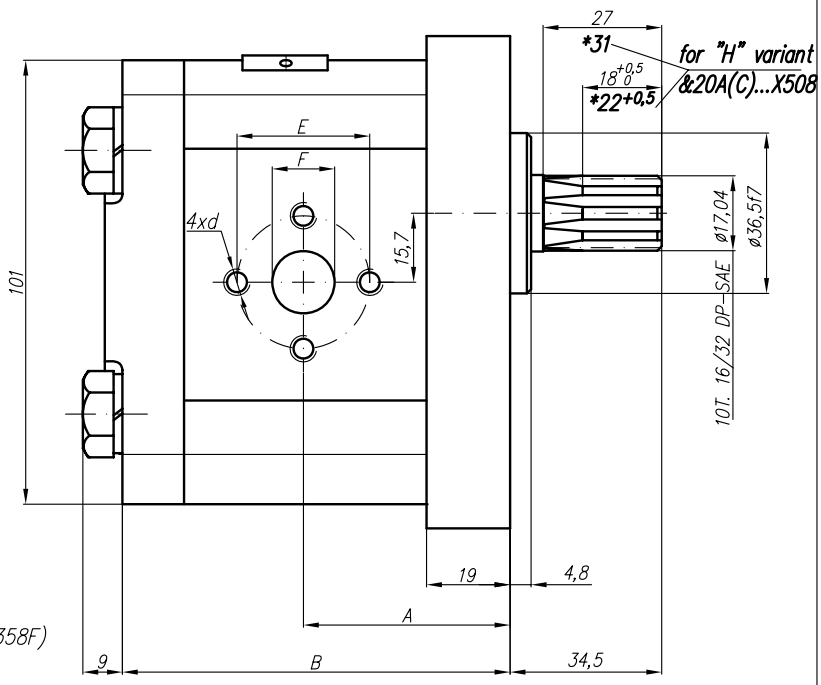

Type	Displacement	Flow		Pressure	max Speed	Dimension							
		at 1500 rpm	at max rpm	P_{nom}	n	A	B	Inlet			Outlet		
	cm^3/rev	l/min	l/min	bar	rpm	mm	mm	E	F	d	E	F	d
20A(C)4,5X358	4,5	6,14	14,33	250	3500	42,5	80	30,2	13,1	1/4-20UNC	30,2	13,1	1/4"-20UNC
20A(C)6,3X358	6,3	8,69	20,29	250	3500	42,5	80						
20A(C)8,2X358	8,2	11,32	26,40	250	3500	42,5	80						
20A(C)10X358	10	13,95	32,55	250	3500	47	89	39,7	19	5/16"-18UNC		14,2	
20A(C)11X358	11,3	15,76	36,78	250	3500	48	91,1						
20A(C)12X358	12	16,92	39,48	250	3500	48,6	92,3						
20A(C)14X358	14	19,95	46,55	250	3500	50	95,4						
20A(C)15X358	15	21,60	36,00	250	2500	51	96,9						
20A(C)16X358	16	23,04	38,40	250	2500	52	98,6						
20A(C)19X358	19	27,36	45,60	200	2500	54	103,5						
20A(C)22X358	22	31,68	42,24	180	2000	57	108,5						
20A(C)25X358	25	36,00	48,00	160	2000	59,2	113,4				39,7	19	5/16"
20A(C)14X358H	14	20,16	47,04	250	3500	55,3	105,7	39,7	19	5/16"-18UNC	30,2	14,2	1/4"-20UNC
20A(C)15X358H	15	21,60	43,20	250	3000	56	107,2						
20A(C)16X358H	16	23,04	46,08	250	3000	56,9	108,8						
20A(C)17,3X358H	17,3	24,91	49,82	230	3000	58	110,9						
20A(C)18,2X358H	18,2	26,21	52,42	210	3000	58,8	112,5						
20A(C)19X358H	19	27,36	54,72	200	3000	59,4	113,8						
20A(C)22X358H	22	31,68	52,80	180	2500	61,9	118,8						
20A(C)25X358H	25	36,00	60,00	160	2500	64,3	123,7				39,7	19	5/16"-18UNC
20A(C)28X358H	28	40,32	67,20	130	2500	66,8	128,5						
20A(C)32X358H	32	46,08	61,44	120	2000	70	134,8						
20A(C)36X358H	36	51,84	69,12	100	2000	73,2	141,4						

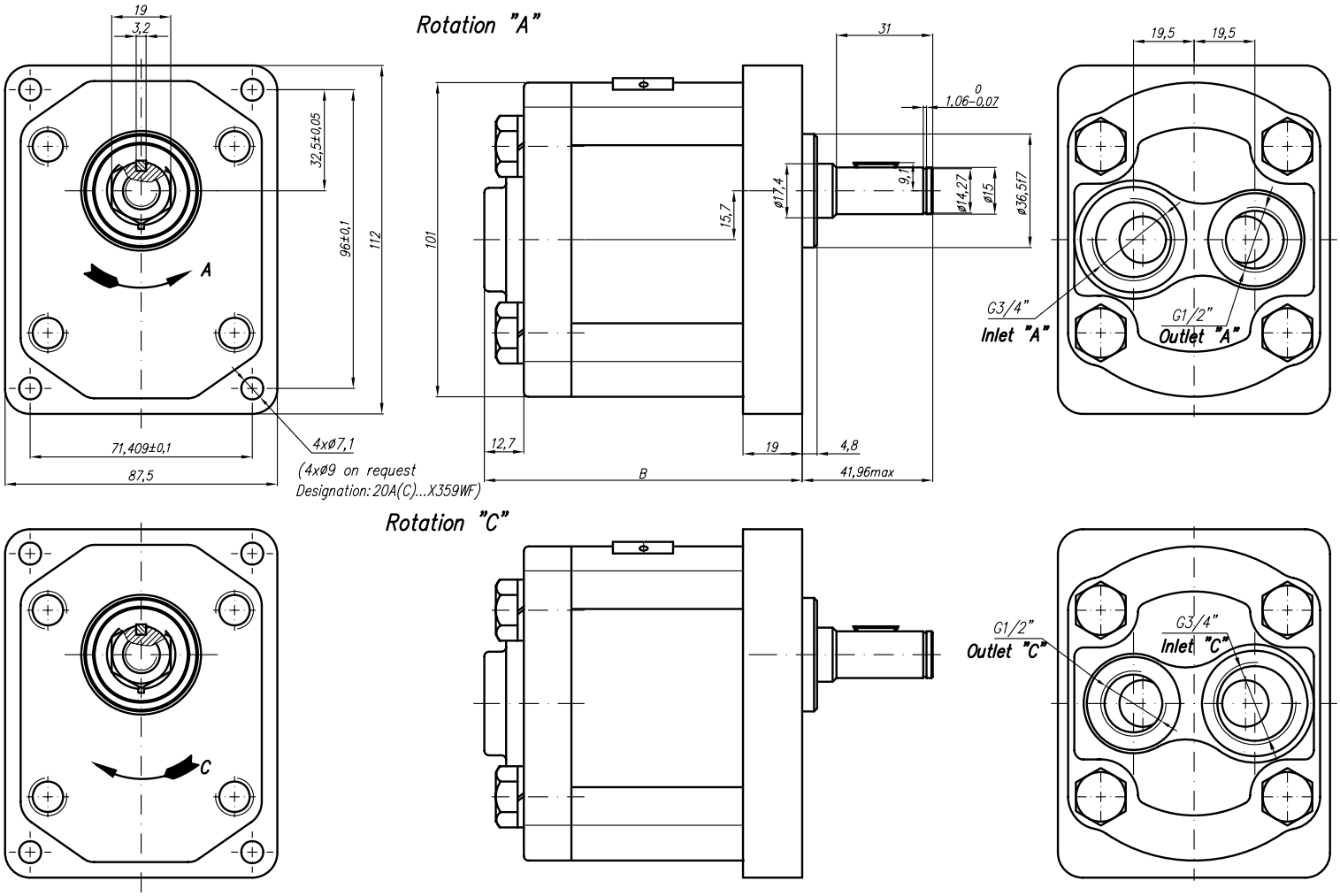

Type	Displacement	Flow		Pressure	max Speed	Dimension							
		at 1500 rpm	at max rpm	P_{nom}	n	A	B	Inlet			Outlet		
	cm^3/rev	l/min	l/min	bar	rpm	mm	mm	M	G	U	M	G	U
20A(C)4,5X359W	4,5	6,14	14,33	250	3500		94						
20A(C)6,3X359W	6,3	8,69	20,29	250	3500		97						
20A(C)8,2X359W	8,2	11,32	26,40	250	3500		99,9						
20A(C)10X359W	10	13,95	32,55	250	3500		102,9						
20A(C)11X359W	11,3	15,76	36,78	250	3500		105						
20A(C)12X359W	12	16,92	39,48	250	3500		106,3		G3/4			G1/2	
20A(C)14X359W	14	19,95	46,55	250	3500		109,4						
20A(C)15X359W	15	21,60	36,00	250	2500		110,9						
20A(C)16X359W	16	23,04	38,40	250	2500		112,5						
20A(C)19X359W	19	27,36	45,60	200	2500		117,5						
20A(C)22X359W	22	31,68	42,24	180	2000		122,5						
20A(C)25X359W	25	36,00	48,00	160	2000		127,5						

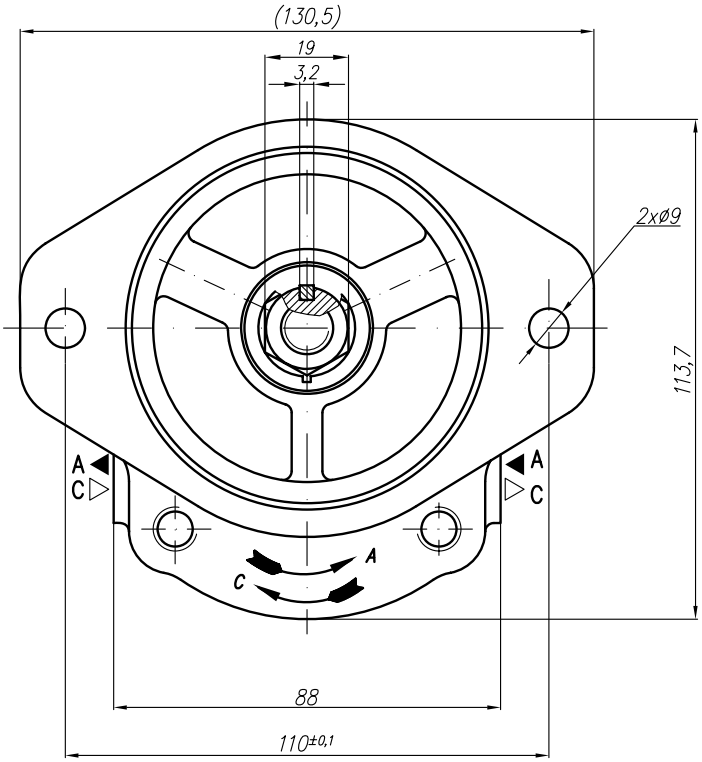

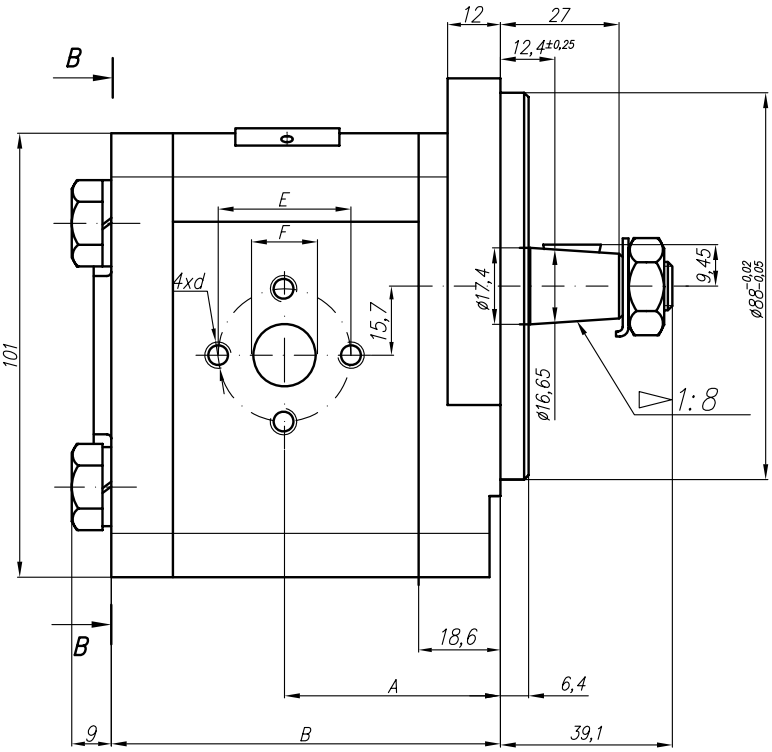

There are possible variants with integrated valves in rear cover.

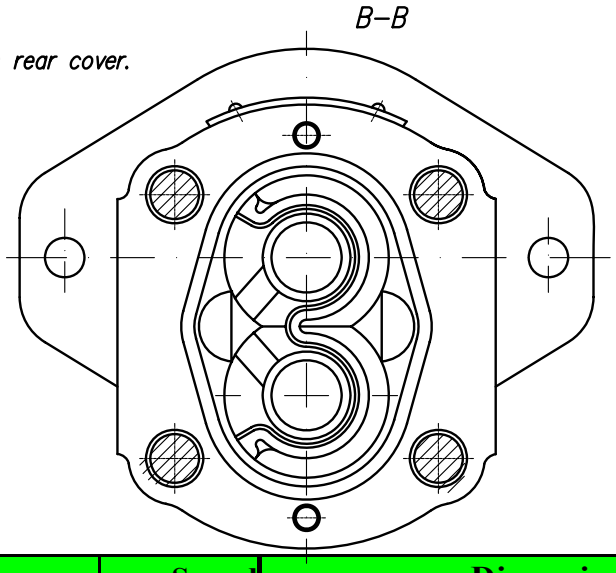

Type	Displacement	Flow		Pressure	max Speed	Dimension							
		at 1500 rpm	at max rpm	P_{nom}	n	A	B	Inlet			Outlet		
	cm^3/rev	l/min	l/min	bar	rpm	mm	mm	E	F	d	E	F	d
20A(C)4,5X364VW1	4,5	6,14	14,33	250	3500	42,5	80	30,2	13,1	M6-6H	30,2	13,1	M6-6H
20A(C)6,3X364VW1	6,3	8,69	20,29	250	3500	42,5	80						
20A(C)8,2X364VW1	8,2	11,32	26,40	250	3500	42,5	80						
20A(C)10X364VW1	10	13,95	32,55	250	3500	47	89	39,7	19	M8-6H		14,2	
20A(C)11X364VW1	11,3	15,76	36,78	250	3500	48	91,1						
20A(C)12X364VW1	12	16,92	39,48	250	3500	48,6	92,3						
20A(C)14X364VW1	14	19,95	46,55	250	3500	50	95,4						
20A(C)15X364VW1	15	21,60	36,00	250	2500	51	96,9						
20A(C)16X364VW1	16	23,04	38,40	250	2500	52	98,6						
20A(C)19X364VW1	19	27,36	45,60	200	2500	54	103,5						
20A(C)22X364VW1	22	31,68	42,24	180	2000	57	108,5						
20A(C)25X364VW1	25	36,00	48,00	160	2000	59,2	113,4				39,7	19	M8

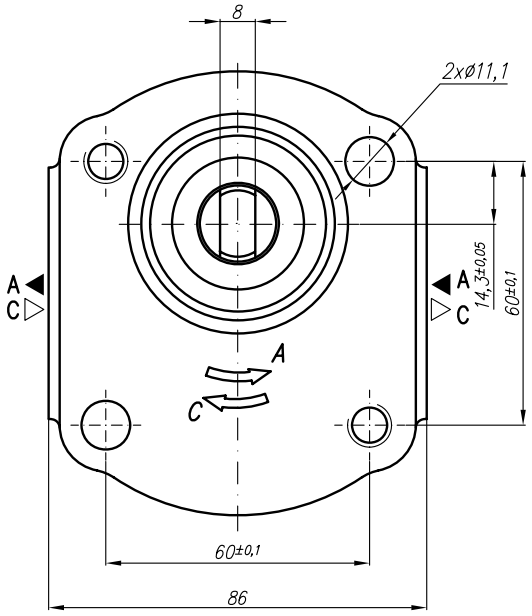

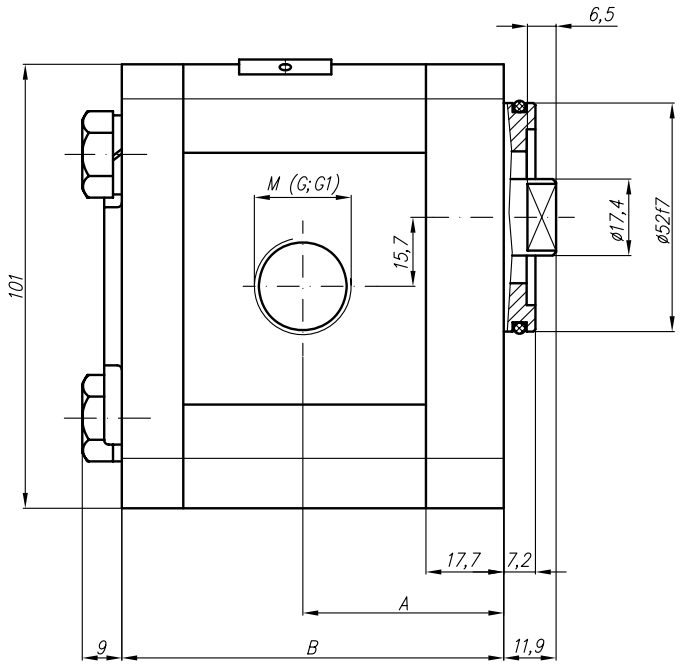

Type	Displacement	Flow		Pressure	max Speed	Dimension							
		at 1500 rpm	at max rpm	P_{nom}	n	A	B	Inlet			Outlet		
	cm^3/rev	l/min	l/min	bar	rpm	mm	mm	M	G	G1	M	G	G1
20A(C)4,5X368	4,5	6,14	14,33	250	3500				G1/2			G1/2	
20A(C)6,3X368	6,3	8,69	20,29	250	3500								
20A(C)8,2X368	8,2	11,32	26,40	250	3500	43,8	84,6			G3/4			G1/2
20A(C)10X368	10	13,95	32,55	250	3500				G3/4				
20A(C)11X368	11,3	15,76	36,78	250	3500	48,2	89,8						
20A(C)12X368	12	16,92	39,48	250	3500								
20A(C)14X368	14	19,95	46,55	250	3500								
20A(C)15X368	15	21,60	36,00	250	2500								
20A(C)16X368	16	23,04	38,40	250	2500								
20A(C)19X368	19	27,36	45,60	200	2500								
20A(C)22X368	22	31,68	42,24	180	2000								
20A(C)25X368	25	36,00	48,00	160	2000								

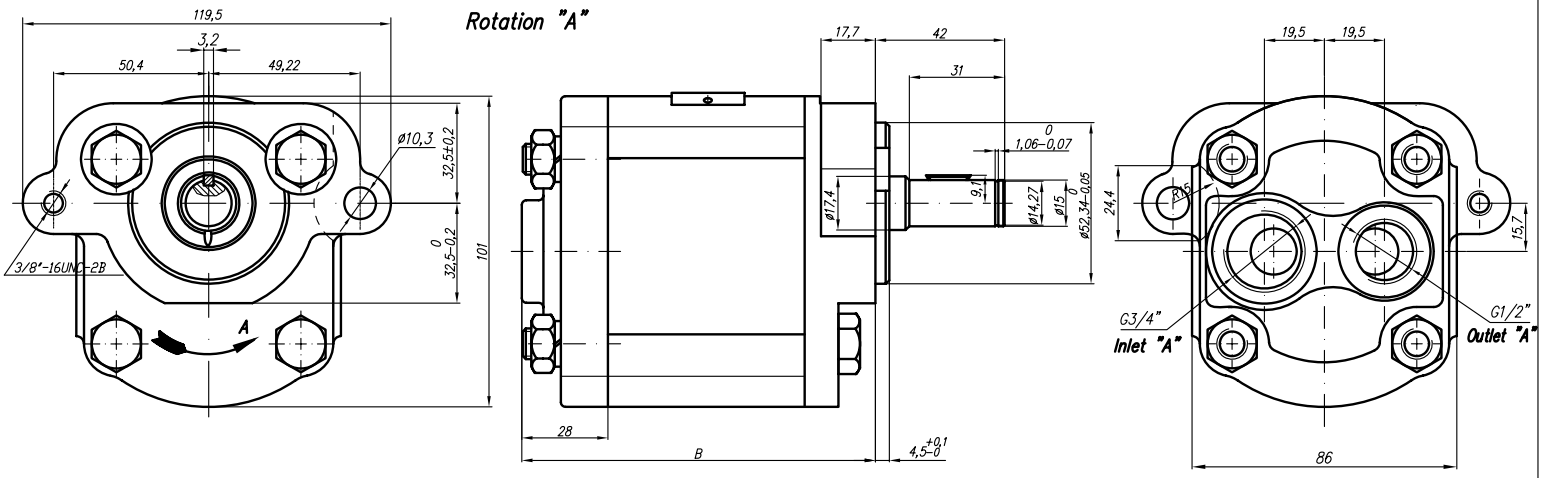

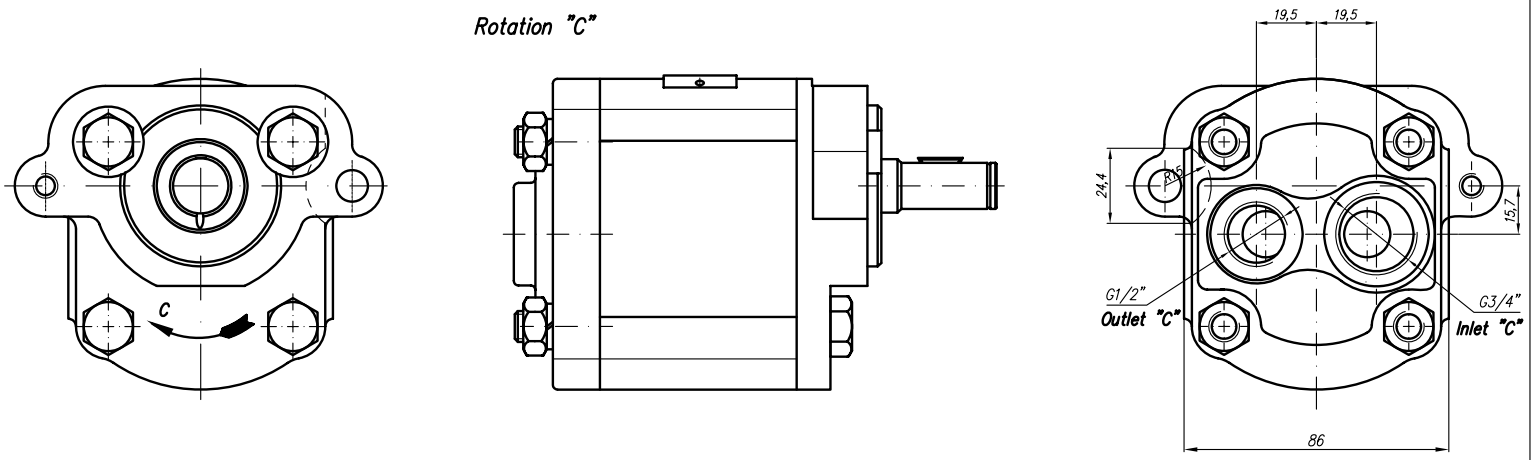

Type	Displacement	Flow		Pressure	max Speed	Dimension							
		at 1500 rpm	at max rpm	P_{nom}	n	A	B	Inlet			Outlet		
	cm^3/rev	l/min	l/min	bar	rpm	mm	mm	M	G	G1	M	G	G1
20A(C)4,5X369	4,5	6,14	14,33	250	3500		70		G3/4			G1/2	
20A(C)6,3X369	6,3	8,69	20,29	250	3500		73						
20A(C)8,2X369	8,2	11,32	26,40	250	3500		76						
20A(C)10X369	10	13,95	32,55	250	3500		79						
20A(C)11X369	11,3	15,76	36,78	250	3500		81						
20A(C)12X369	12	16,92	39,48	250	3500		82,3						
20A(C)14X369	14	19,95	46,55	250	3500		85,4						
20A(C)15X369	15	21,60	36,00	250	2500		87						
20A(C)16X369	16	23,04	38,40	250	2500		88,4						
20A(C)19X369	19	27,36	45,60	200	2500		93,5						
20A(C)22X369	22	31,68	42,24	180	2000		98,5						
20A(C)25X369	25	36,00	48,00	160	2000		103,4						

Designed as a special version – I section of tandem pump 22A(C)...X380/...X381.

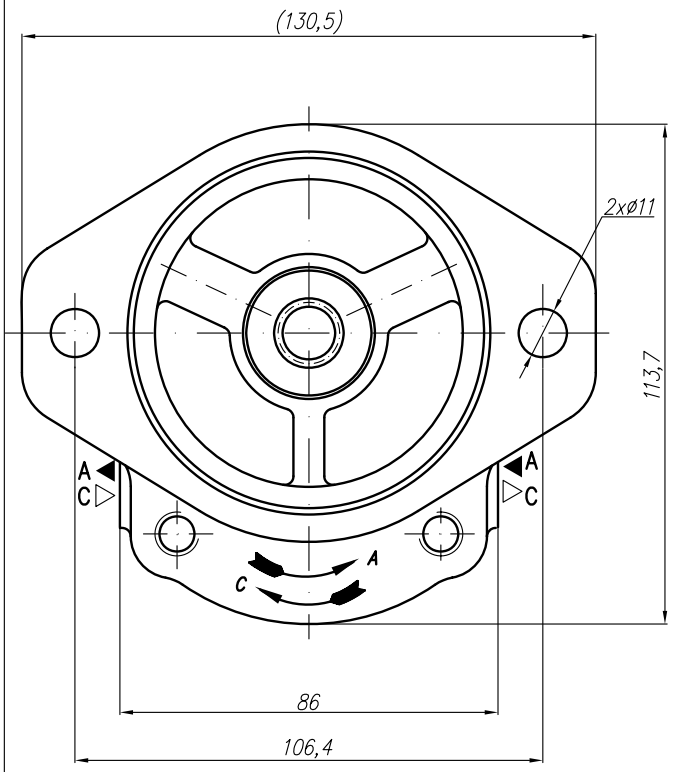

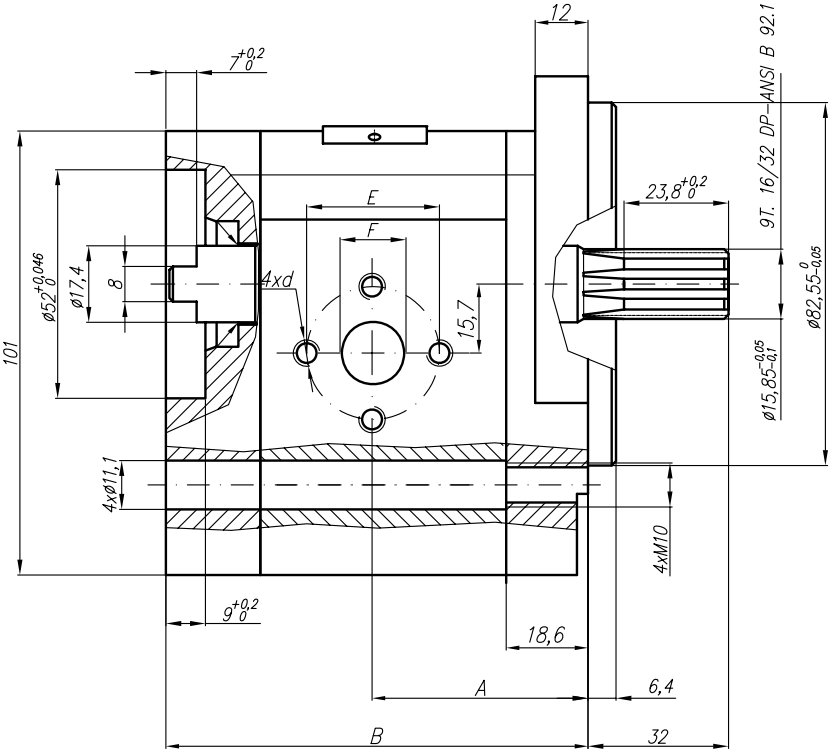

Type	Displacement	Flow		Pressure	max Speed	Dimension							
		at 1500 rpm	at max rpm	P_{nom}	n	A	B	Inlet			Outlet		
	cm^3/rev	l/min	l/min	bar	rpm	mm	mm	E	F	d	E	F	d
20A(C)4,5X380	4,5	6,14	14,33	250	3500			40		M6-6H	35	15	M6-6H
20A(C)6,3X380	6,3	8,69	20,29	250	3500								
20A(C)8,2X380	8,2	11,32	26,40	250	3500	45	85,6		20				
20A(C)10X380	10	13,95	32,55	250	3500								
20A(C)11X380	11,3	15,76	36,78	250	3500	47,6	90,7						
20A(C)12X380	12	16,92	39,48	250	3500								
20A(C)14X380	14	19,95	46,55	250	3500								
20A(C)15X380	15	21,60	36,00	250	2500								
20A(C)16X380	16	23,04	38,40	250	2500	51,6	98,2						
20A(C)19X380	19	27,36	45,60	200	2500								
20A(C)22X380	22	31,68	42,24	180	2000								
20A(C)25X380	25	36,00	48,00	160	2000								

Designed as a special version – II section of tandem pump 22A(C)...X380/...X381.

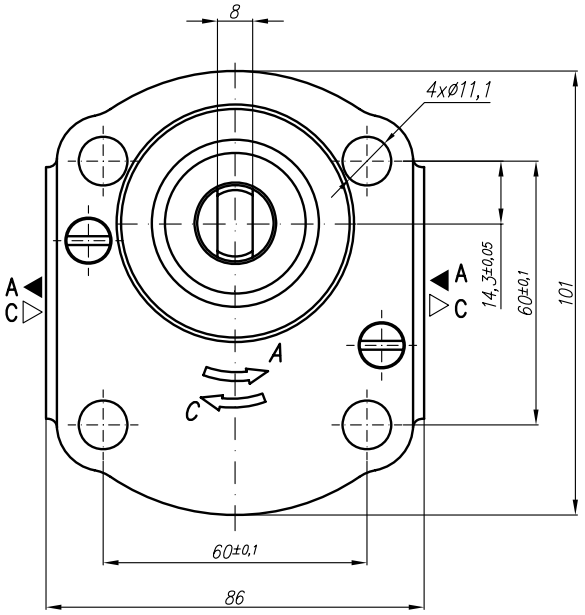

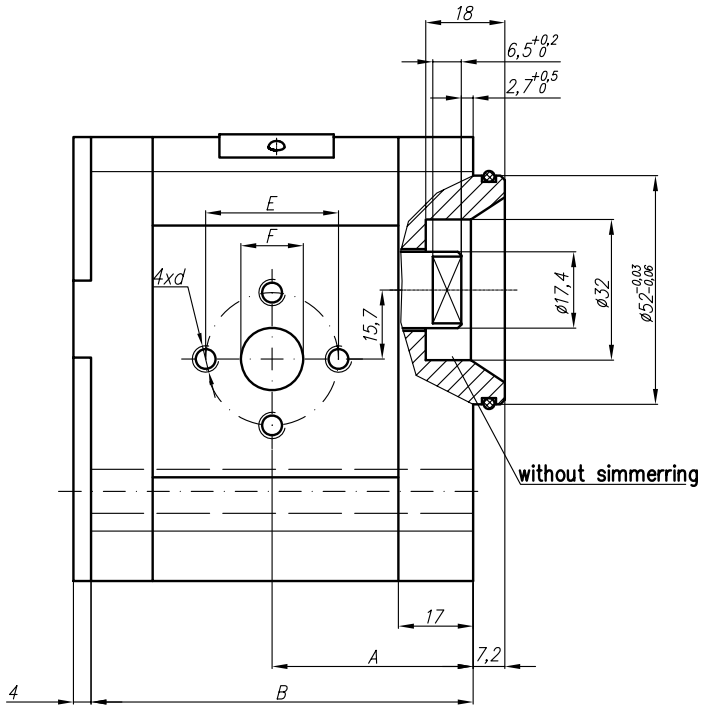

Type	Displacement	Flow		Pressure	max Speed	Dimension							
		at 1500 rpm	at max rpm	P_{nom}	n	A	B	Inlet			Outlet		
	cm^3/rev	l/min	l/min	bar	rpm	mm	mm	E	F	d	E	F	d
20A(C)4,5X381	4,5	6,14	14,33	250	3500	40,5	78	40	15	M6-6H	35	15	M6-6H
20A(C)6,3X381	6,3	8,69	20,29	250	3500								
20A(C)8,2X381	8,2	11,32	26,40	250	3500	45	83,9		20				
20A(C)10X381	10	13,95	32,55	250	3500	45	87						
20A(C)11X381	11,3	15,76	36,78	250	3500								
20A(C)12X381	12	16,92	39,48	250	3500								
20A(C)14X381	14	19,95	46,55	250	3500								
20A(C)15X381	15	21,60	36,00	250	2500								
20A(C)16X381	16	23,04	38,40	250	2500								
20A(C)19X381	19	27,36	45,60	200	2500								
20A(C)22X381	22	31,68	42,24	180	2000								
20A(C)25X381	25	36,00	48,00	160	2000								

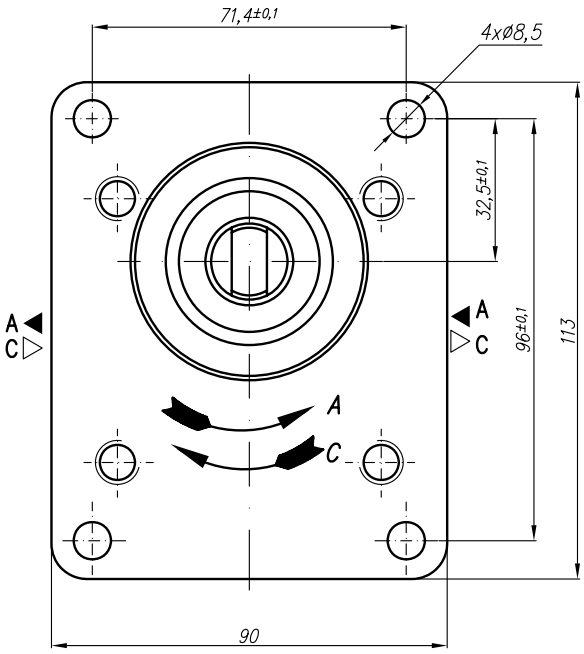

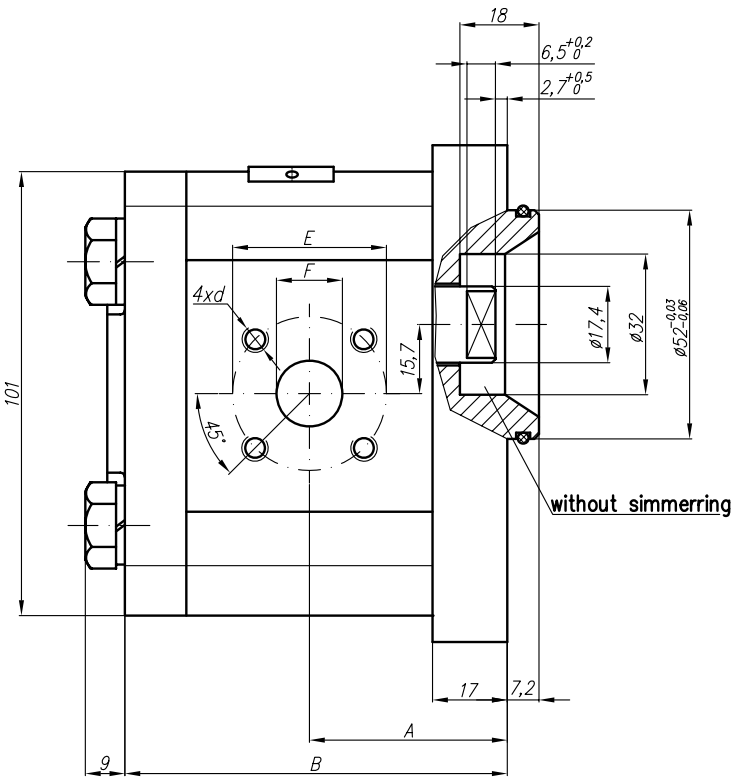

Type	Displacement	Flow		Pressure	max Speed	Dimension							
		at 1500 rpm	at max rpm	P_{nom}	n	A	B	Inlet			Outlet		
	cm^3/rev	l/min	l/min	bar	rpm	mm	mm	E	F	d	E	F	d
20A(C)4,5X398	4,5	6,14	14,33	250	3500	37,3	75,1	40	15	M6-6H	35	15	M6-6H
20A(C)6,3X398	6,3	8,69	20,29	250	3500	38,6	78						
20A(C)8,2X398	8,2	11,32	26,40	250	3500	40,6	78		20				
20A(C)10X398	10	13,95	32,55	250	3500	45	87						
20A(C)11X398	11,3	15,76	36,78	250	3500	45	89,1						
20A(C)12X398	12	16,92	39,48	250	3500	45	90,3						
20A(C)14X398	14	19,95	46,55	250	3500	45	93,4						
20A(C)15X398	15	21,60	36,00	250	2500	45	94,9						
20A(C)16X398	16	23,04	38,40	250	2500	45	96,5						
20A(C)19X398	19	27,36	45,60	200	2500	45	101,5						
20A(C)22X398	22	31,68	42,24	180	2000	52,5	106,5						
20A(C)25X398	25	36,00	48,00	160	2000	57,2	111,4						

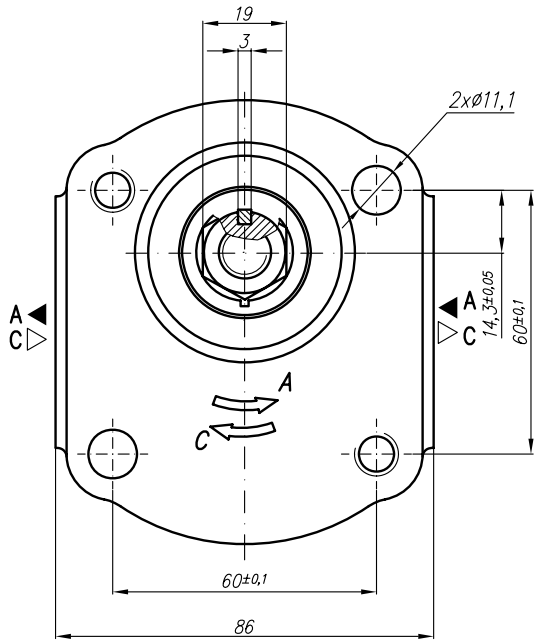

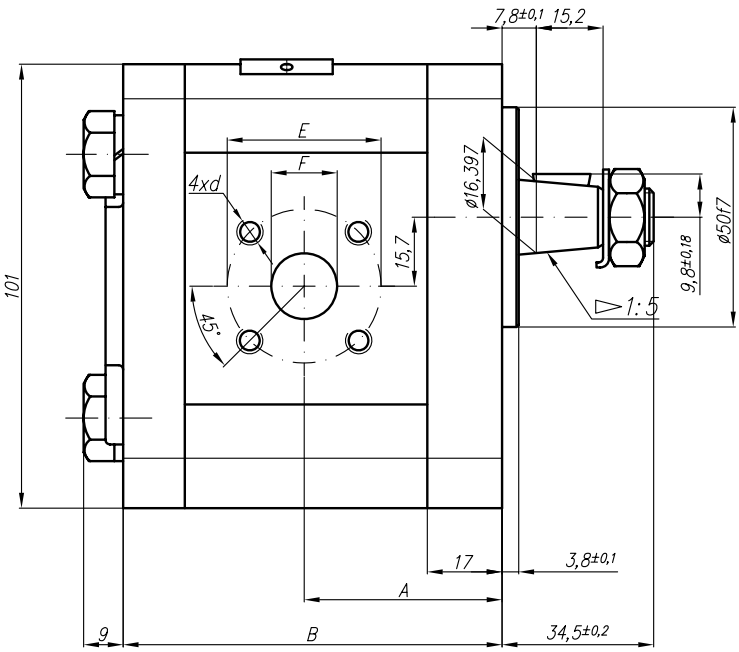

Type	Displacement	Flow		Pressure	max Speed	Dimension							
		at 1500 rpm	at max rpm	P_{nom}	n	A	B	Inlet			Outlet		
	cm^3/rev	l/min	l/min	bar	rpm	mm	mm	E	F	d	E	F	d
20A(C)4,5X402	4,5	6,14	14,33	250	3500			40	15	M6-6H	35	15	M6-6H
20A(C)6,3X402	6,3	8,69	20,29	250	3500								
20A(C)8,2X402	8,2	11,32	26,40	250	3500	43	83,9		20				
20A(C)10X402	10	13,95	32,55	250	3500								
20A(C)11X402	11,3	15,76	36,78	250	3500	43	89,1						
20A(C)12X402	12	16,92	39,48	250	3500								
20A(C)14X402	14	19,95	46,55	250	3500								
20A(C)15X402	15	21,60	36,00	250	2500								
20A(C)16X402	16	23,04	38,40	250	2500	43	96,5						
20A(C)19X402	19	27,36	45,60	200	2500								
20A(C)22X402	22	31,68	42,24	180	2000								
20A(C)25X402	25	36,00	48,00	160	2000								

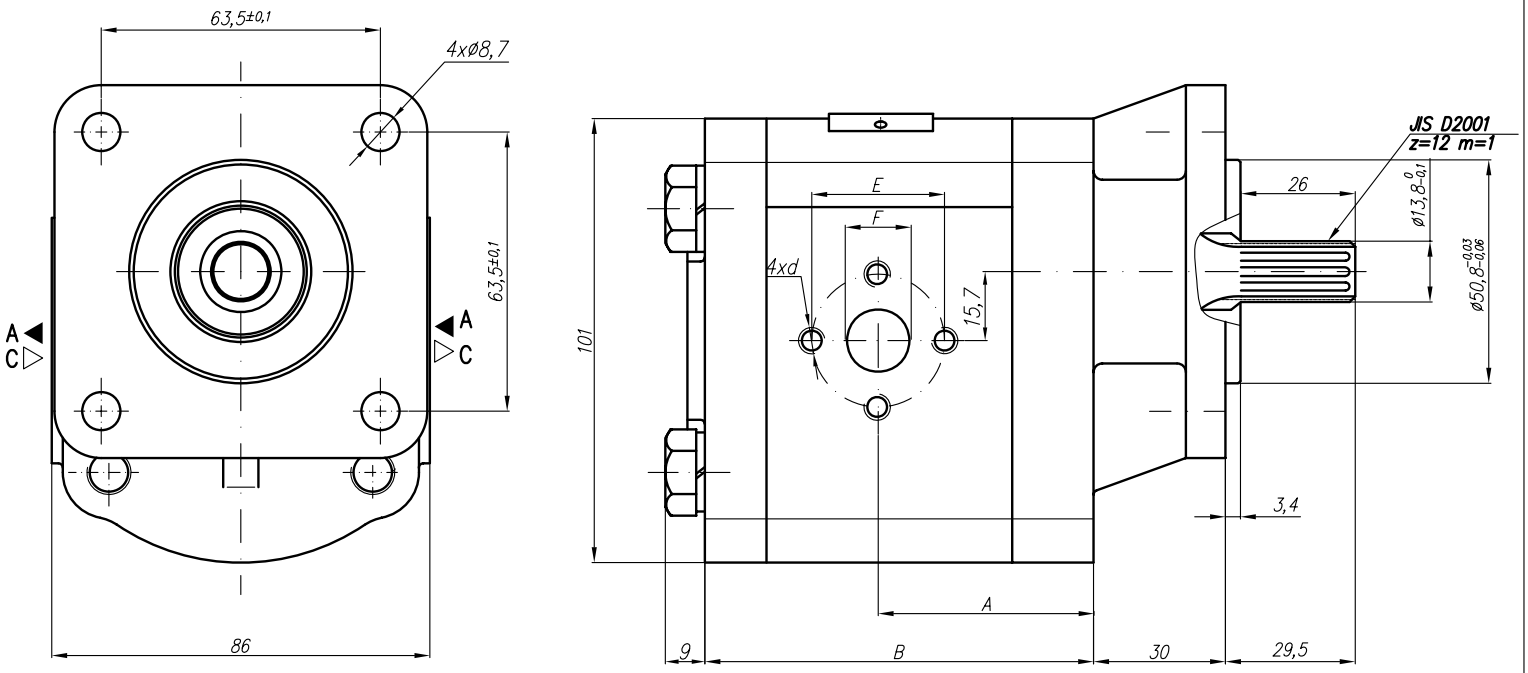

Type	Displacement	Flow		Pressure	max Speed	Dimension							
		at 1500 rpm	at max rpm	P_{nom}	n	A	B	Inlet			Outlet		
	cm^3/rev	l/min	l/min	bar	rpm	mm	mm	E	F	d	E	F	d
20A(C)4,5X404	4,5	6,14	14,33	250	3500						35,6		M6-6H
20A(C)6,3X404	6,3	8,69	20,29	250	3500								
20A(C)8,2X404	8,2	11,32	26,40	250	3500								
20A(C)10X404	10	13,95	32,55	250	3500			35,6	15	M6-6H		15,0	
20A(C)11X404	11,3	15,76	36,78	250	3500	75,5	120,5						
20A(C)12X404	12	16,92	39,48	250	3500								
20A(C)14X404	14	19,95	46,55	250	3500								
20A(C)15X404	15	21,60	36,00	250	2500								
20A(C)16X404	16	23,04	38,40	250	2500								
20A(C)19X404	19	27,36	45,60	200	2500								
20A(C)22X404	22	31,68	42,24	180	2000								
20A(C)25X404	25	36,00	48,00	160	2000								

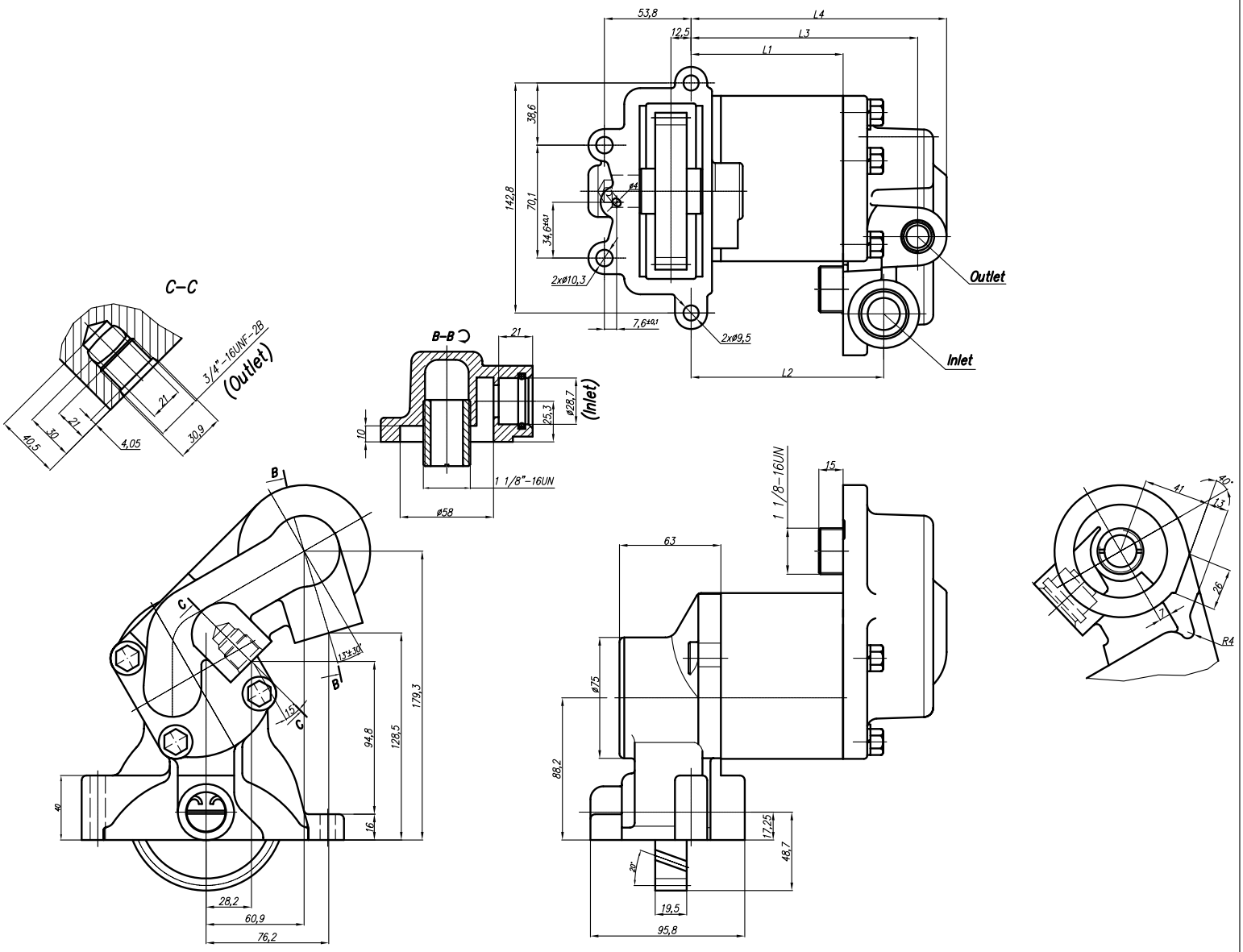

Type	Displacement	Flow		Pressure	max Speed	Dimension					
		at 1500 rpm	at max rpm	P_{nom}	n	L1	L2	L3	L4	Inlet	Outlet
	cm^3/rev	l/min	l/min	bar	rpm	mm	mm	mm	mm	d	U
20C15X409HF	15	20,48	34,13	250	2500	92,7	118	139	157	28,7	3/4"-16UNF-2B
20C16X409HF	16	22,08	36,80	250	2500	94,3	119,6	141	159		
20C17,3X409HF	17,3	23,87	39,79	230	2500	96,4	121,7	143	161		
20C18,2X409HF	18,2	25,39	42,32	200	2500	98	123,3	144	162		
20C19X409HF	19	26,51	44,18	200	2500	99,3	124,6	146	164		
20C22X409HF	22	31,02	41,36	180	2000						
20C25X409HF	25	35,63	47,50	160	2000						
20C28X409HF	28	40,32	53,76	120	2000						
20C32X409HF	32	46,08	46,08	100	1500						
20C36X409HF	36	51,84	51,84	80	1500						

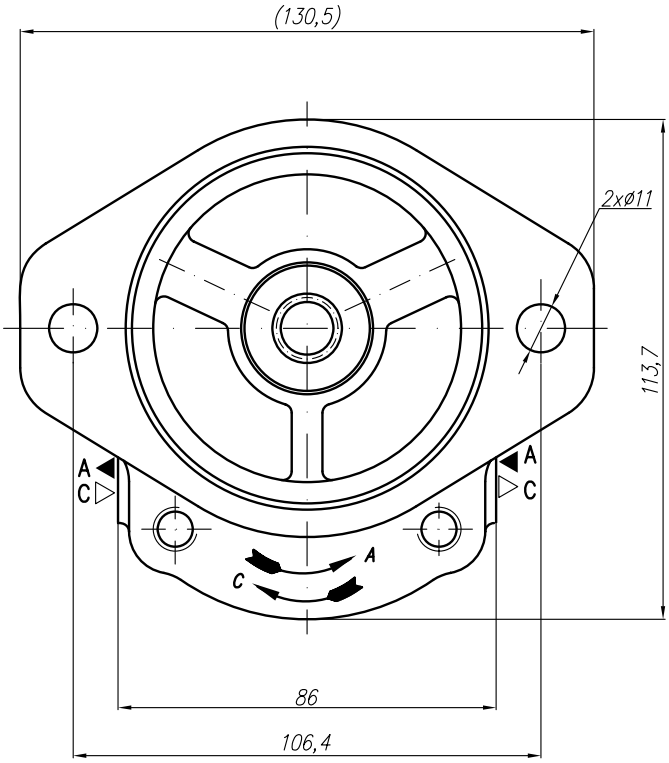

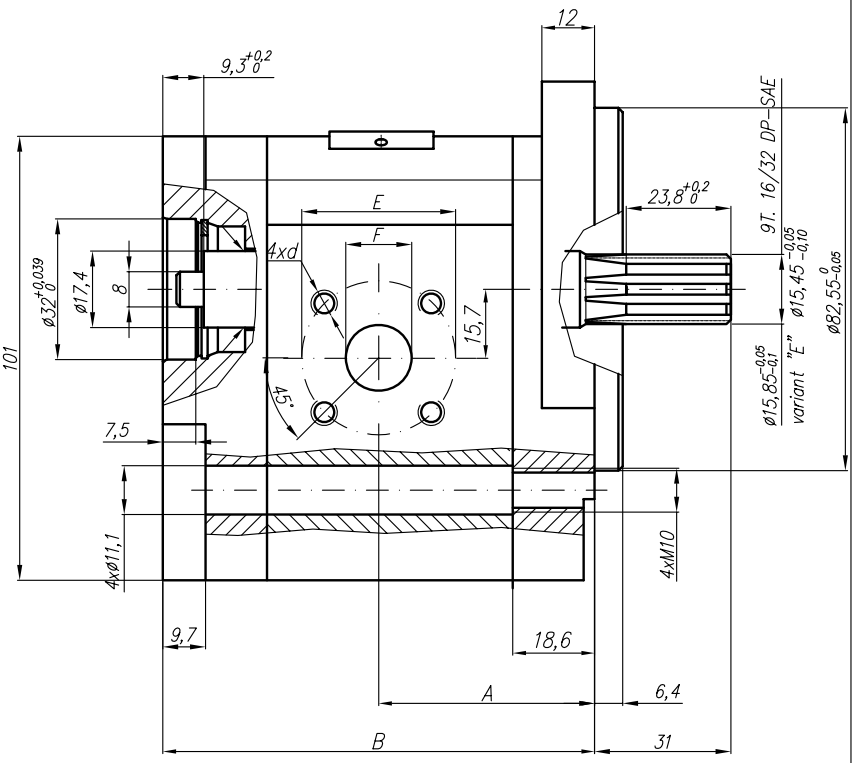

Type	Displacement	Flow		Pressure	max Speed	Dimension							
		at 1500 rpm	at max rpm	P_{nom}	n	A	B	Inlet			Outlet		
	cm^3/rev	l/min	l/min	bar	rpm	mm	mm	E	F	d	E	F	d
20A(C)4,5X413	4,5	6,14	14,33	250	3500			40	15	M6-6H	35	15	M6-6H
20A(C)6,3X413	6,3	8,69	20,29	250	3500	42,1	86,8						
20A(C)8,2X413	8,2	11,32	26,40	250	3500				20				
20A(C)10X413	10	13,95	32,55	250	3500								
20A(C)11X413	11,3	15,76	36,78	250	3500								
20A(C)12X413	12	16,92	39,48	250	3500								
20A(C)14X413	14	19,95	46,55	250	3500								
20A(C)15X413	15	21,60	36,00	250	2500								
20A(C)16X413	16	23,04	38,40	250	2500								
20A(C)19X413	19	27,36	45,60	200	2500								
20A(C)22X413	22	31,68	42,24	180	2000								
20A(C)25X413	25	36,00	48,00	160	2000								

Rotation "C"

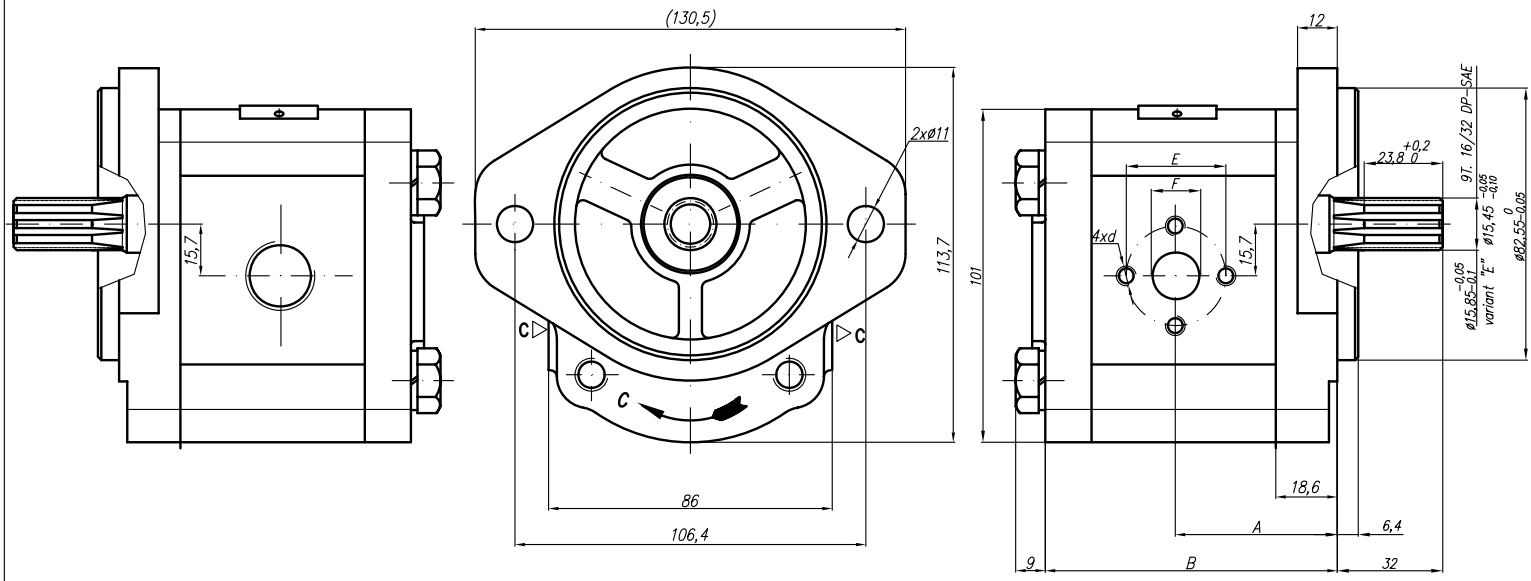

Rotation "A"

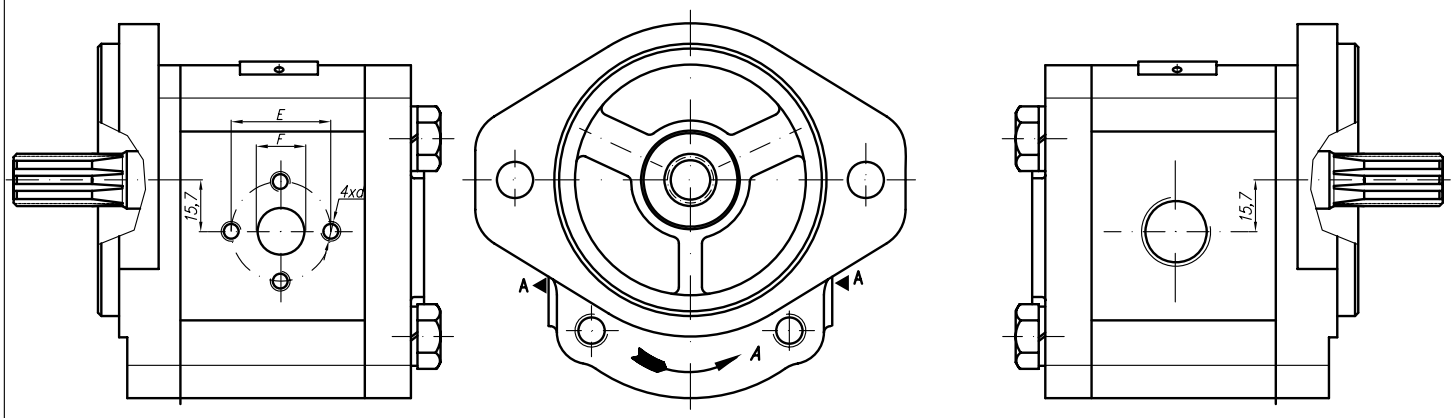

Type	Displacement	Flow		Pressure	max Speed	Dimension							
		at 1500 rpm	at max rpm	P_{nom}	n	A	B	Inlet			Outlet		
	cm^3/rev	l/min	l/min	bar	rpm	mm	mm	E	F	d	M	G	U
20A(C)4,5X419	4,5	6,14	14,33	250	3500	42,1	79,6	30,2	13,1	M6-6H		G1/2	
20A(C)6,3X419	6,3	8,69	20,29	250	3500	42,1	79,6						
20A(C)8,2X419	8,2	11,32	26,40	250	3500	42,1	79,6						
20A(C)10X419	10	13,95	32,55	250	3500	46,6	88,7	39,7	19	M8-6H			
20A(C)11X419	11,3	15,76	36,78	250	3500	47,6	90,7						
20A(C)12X419	12	16,92	39,48	250	3500	48,2	91,9						
20A(C)14X419	14	19,95	46,55	250	3500	49,6	95						
20A(C)15X419	15	21,60	36,00	250	2500	50,6	96,5						
20A(C)16X419	16	23,04	38,40	250	2500	51,6	98,2						
20A(C)19X419	19	27,36	45,60	200	2500	53,6	103,1						
20A(C)22X419	22	31,68	42,24	180	2000	56,6	108,1						
20A(C)25X419	25	36,00	48,00	160	2000	58,8	113						

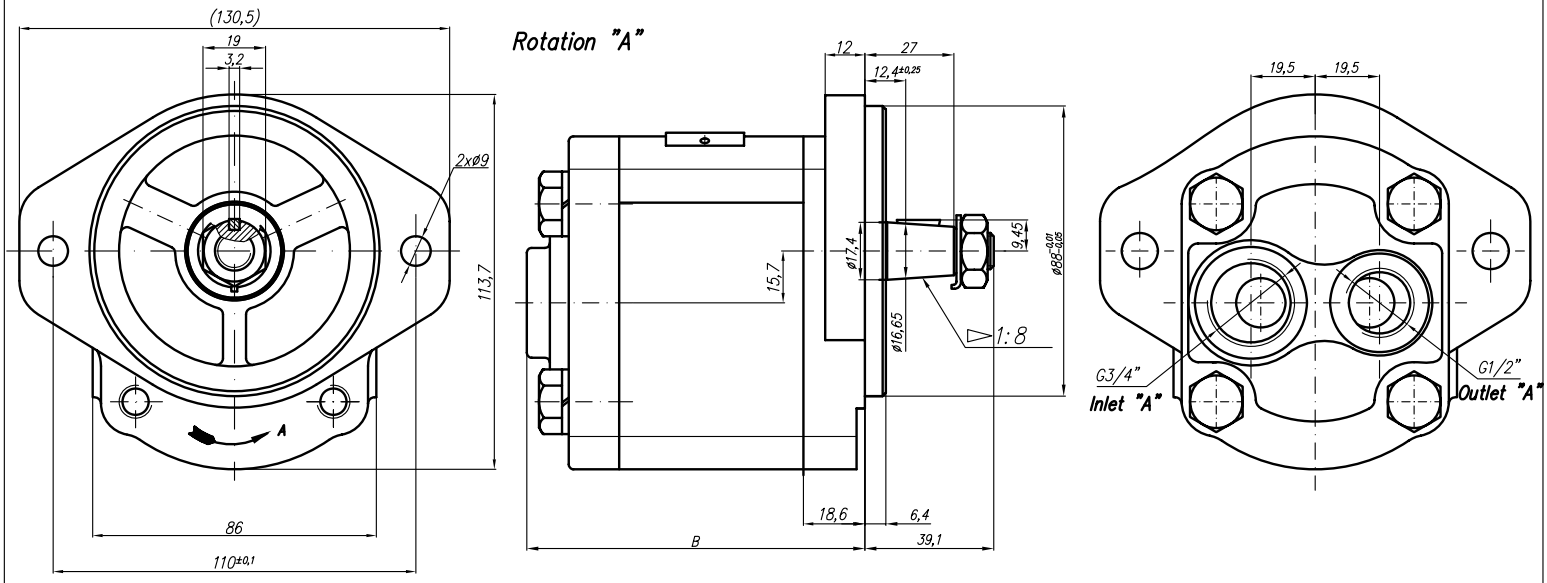

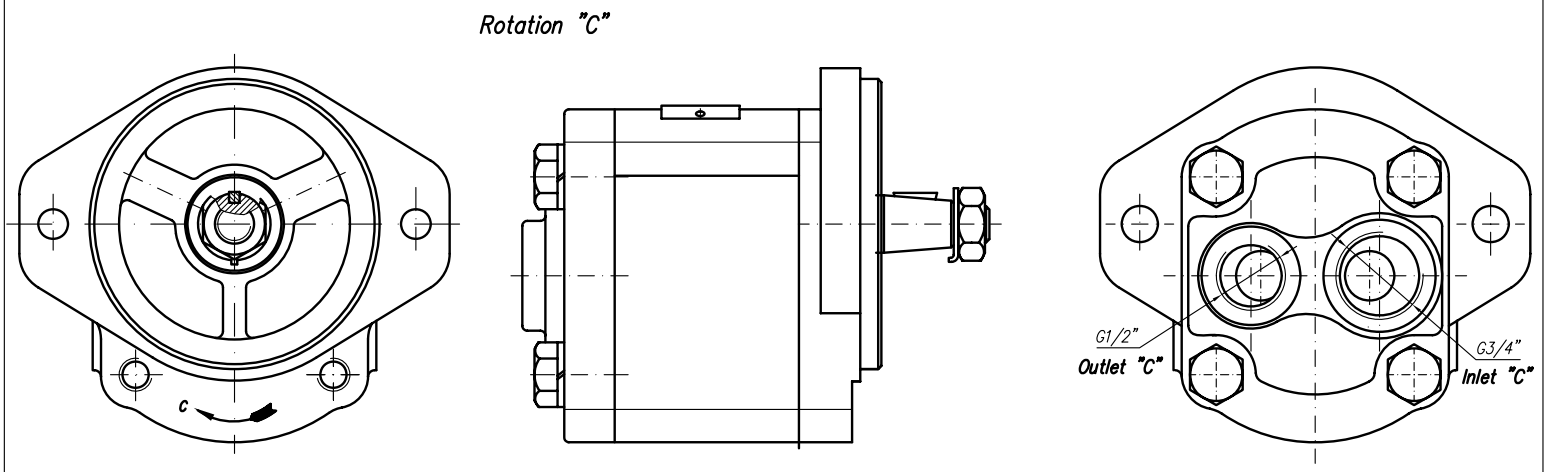

Type	Displacement	Flow		Pressure	max Speed	Dimension							
		at 1500 rpm	at max rpm	P_{nom}	n	A	B	Inlet			Outlet		
	cm^3/rev	l/min	l/min	bar	rpm	mm	mm	M	G	G1	M	G	G1
20A(C)4,5X423VW	4,5	6,14	14,33	250	3500		93,6						
20A(C)6,3X423VW	6,3	8,69	20,29	250	3500		96,6						
20A(C)8,2X423VW	8,2	11,32	26,40	250	3500		99,5						
20A(C)10X423VW	10	13,95	32,55	250	3500		102,5						
20A(C)11X423VW	11,3	15,76	36,78	250	3500		104,6						
20A(C)12X423VW	12	16,92	39,48	250	3500		105,9						
20A(C)14X423VW	14	19,95	46,55	250	3500		108,9		G3/4			G1/2	
20A(C)15X423VW	15	21,60	36,00	250	2500		110,5						
20A(C)16X423VW	16	23,04	38,40	250	2500		112,1						
20A(C)19X423VW	19	27,36	45,60	200	2500		117,1						
20A(C)22X423VW	22	31,68	42,24	180	2000		122,1						
20A(C)25X423VW	25	36,00	48,00	160	2000		127						

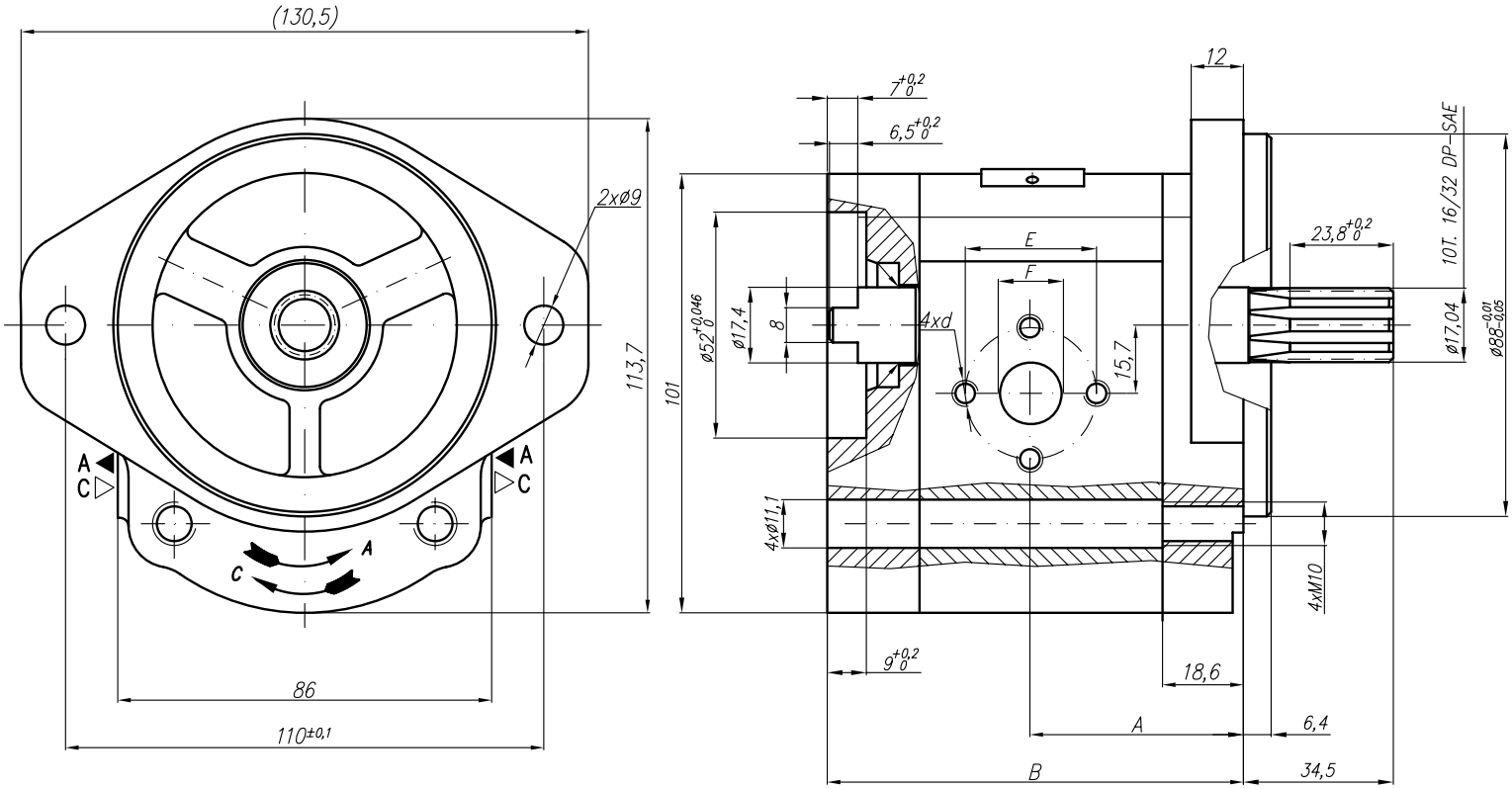

Type	Displacement	Flow		Pressure	max Speed	Dimension							
		at 1500 rpm	at max rpm	P_{nom}	n	A	B	Inlet			Outlet		
	cm^3/rev	l/min	l/min	bar	rpm	mm	mm	E	F	d	E	F	d
20A(C)4,5X429V	4,5	6,14	14,33	250	3500	42,5	87,2	30,2	13,1	M6-6H	30,2	13,1	M6-6H
20A(C)6,3X429V	6,3	8,69	20,29	250	3500	42,5	87,2						
20A(C)8,2X429V	8,2	11,32	26,40	250	3500	42,5	87,2						
20A(C)10X429V	10	13,95	32,55	250	3500	47	96,2	39,7	19	M8-6H		14,2	
20A(C)11X429V	11,3	15,76	36,78	250	3500	48	98,3						
20A(C)12X429V	12	16,92	39,48	250	3500	48,7	99,5						
20A(C)14X429V	14	19,95	46,55	250	3500	50,2	102,5						
20A(C)15X429V	15	21,60	36,00	250	2500	51	104,1						
20A(C)16X429V	16	23,04	38,40	250	2500	51,8	105,8						
20A(C)19X429V	19	27,36	45,60	200	2500	54	110,7						
20A(C)22X429V	22	31,68	42,24	180	2000	56,5	115,7						
20A(C)25X429V	25	36,00	48,00	160	2000	58,8	120,6				39,7	19	M8

Designed as a special version – I section of tandem pump 22A(C)...X450/...X451.

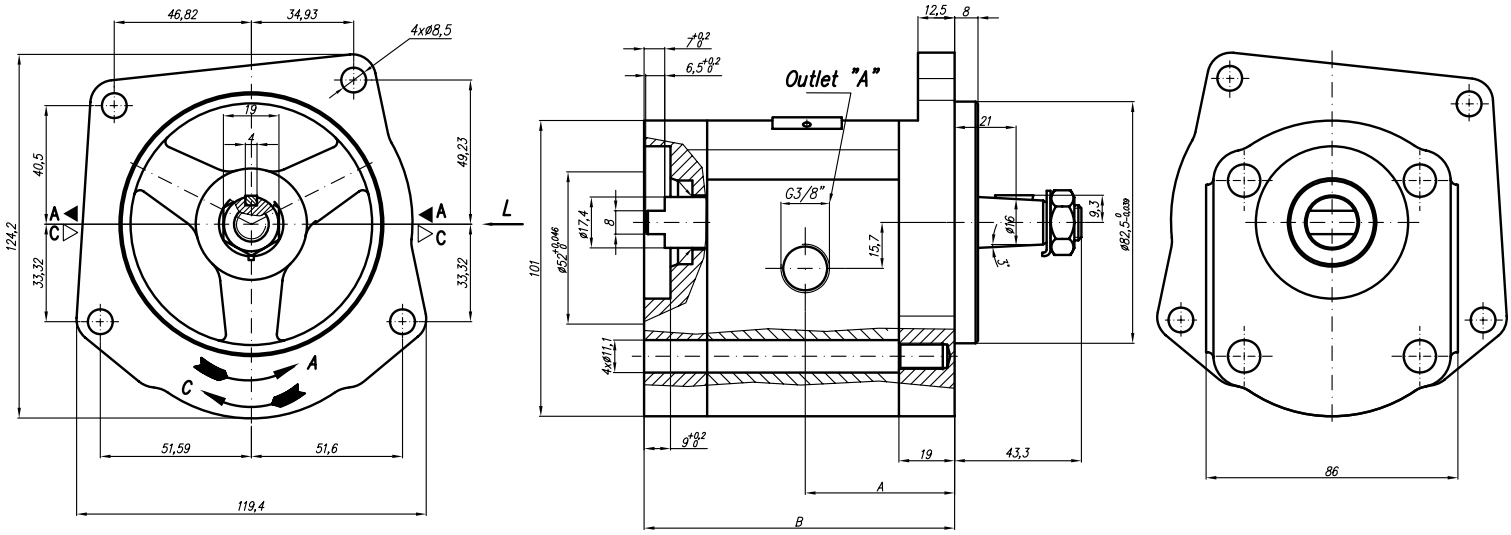

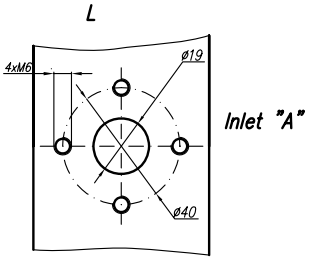

** These pressures recommended for direct drive with gear.*

Type	Displacement	Flow		Pressure	max Speed	Dimension							
		at 1500 rpm	at max rpm	P_{nom}	n	A	B	Inlet			Outlet		
	cm^3/rev	l/min	l/min	bar	rpm	mm	mm	E	F	d	M	G	U
20A(C)15X450	15	21,60	36,00	**250(175*)**	2500	51	104,1	40	19	M6-6H		G3/8	
20A(C)16X450	16	23,04	38,40	**250(175*)**	2500	51	105,7						
20A(C)25X450	25	36,00	48,00	**160(100*)**	2000	59,2	120,6						

Designed as a special version – II section of tandem pump 22A(C)...X450/...X451.

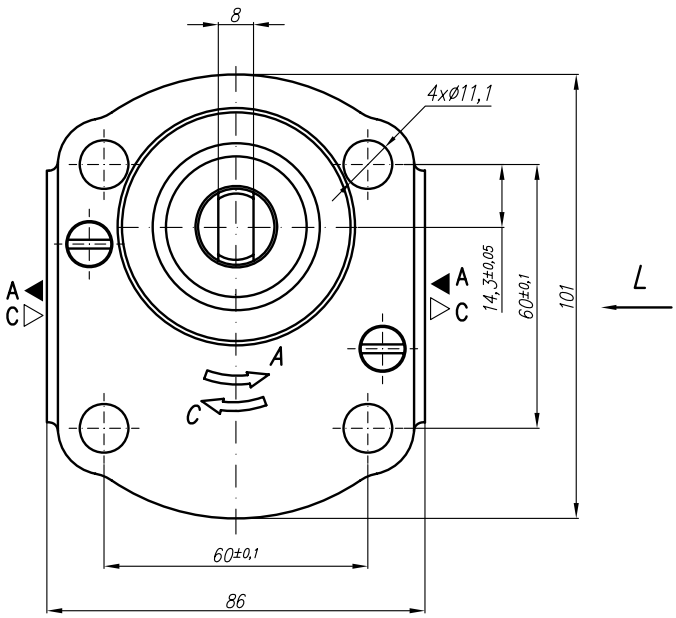

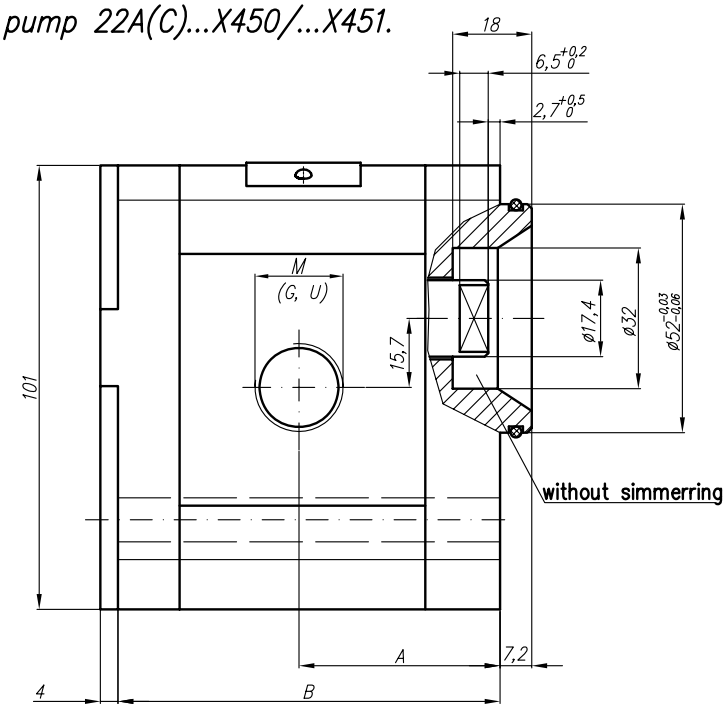

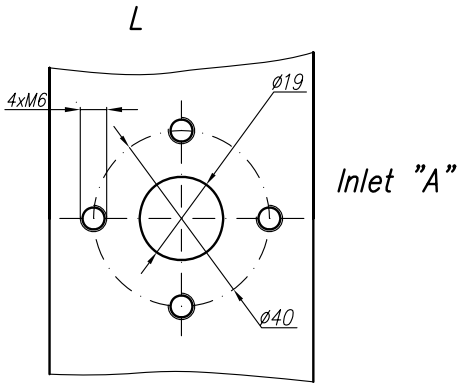

** These pressures recommended for direct drive with gear.*

Type	Displacement	Flow		Pressure	max Speed	Dimension							
		at 1500 rpm	at max rpm	P_{nom}	n	A	B	Inlet			Outlet		
	cm^3/rev	l/min	l/min	bar	rpm	mm	mm	E	F	d	M	G	U
20A(C)11X451	11,3	15,76	26,27	**250(175*)**	2500	46	89	40	19	M6-6H		G3/8	
20A(C)15X451	15	21,60	36,00	**250(175*)**	2500	49	94,9						
20A(C)16X451	16	23,04	38,40	**250(175*)**	2500	49	96,5						
20A(C)25X451	25	36,00	48,00	**160(100*)**	2000	57,2	111,4						

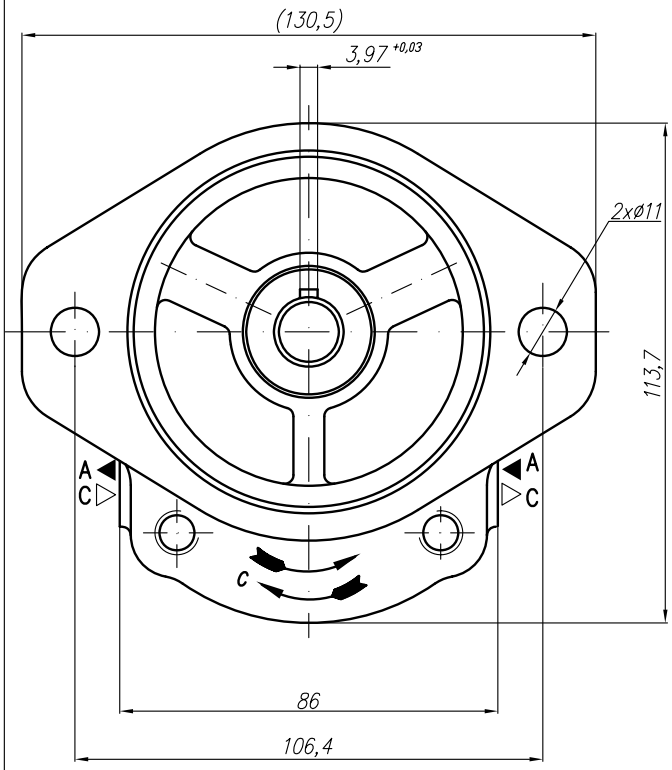

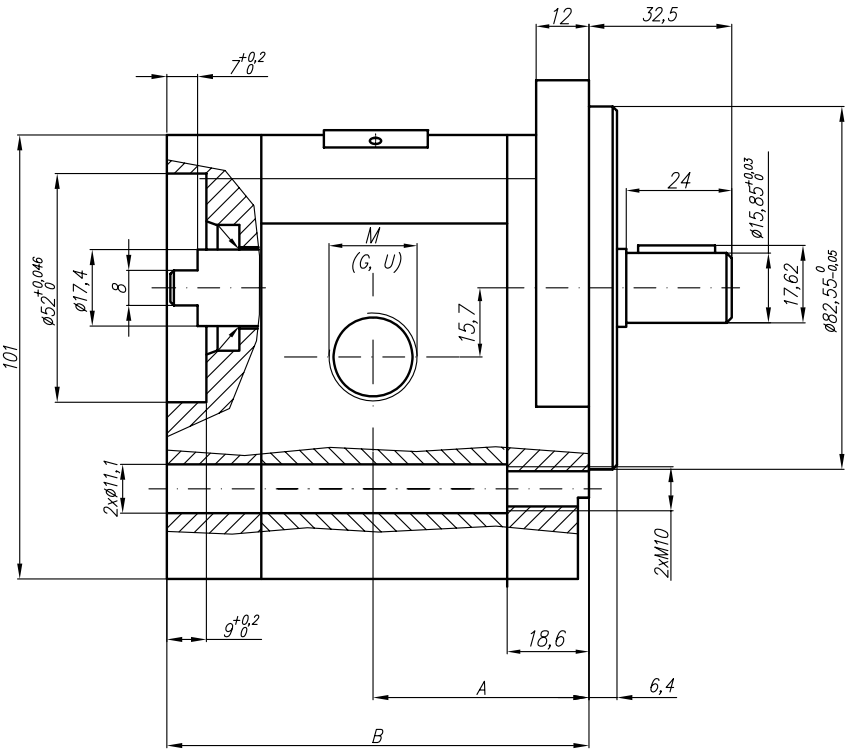

SAE J475 (ISO R725)

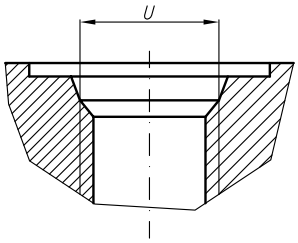

Type	Displacement	Flow		Pressure	max Speed	Dimension							
		at 1500 rpm	at max rpm	P_{nom}	n	A	B	Inlet			Outlet		
	cm^3/rev	l/min	l/min	bar	rpm	mm	mm	M	G	U	M	G	U
20A(C)4,5X457...	4,5	6,14	14,33	250	3500	41,4	86,8	M20x1,5	G1/2	1 1/16"-12UNF	M16x1,5	G1/2	7/8"-14UNF
20A(C)6,3X457...	6,3	8,69	20,29	250	3500	42,6	86,8						
20A(C)8,2X457...	8,2	11,32	26,40	250	3500	44,7	86,8						
20A(C)10X457...	10	13,95	32,55	250	3500	49,1	95,8		G3/4				
20A(C)11X457...	11,3	15,76	36,78	250	3500	49,1	97,9						
20A(C)12X457...	12	16,92	39,48	250	3500	49,1	99,1						
20A(C)14X457...	14	19,95	46,55	250	3500	49,1	102,1						
20A(C)15X457...	15	21,60	36,00	250	2500	49,1	103,7						
20A(C)16X457...	16	23,04	38,40	250	2500	49,1	105,3						
20A(C)19X457...	19	27,36	45,60	200	2500	49,1	110,3				M20X1,5		
20A(C)22X457...	22	31,68	42,24	180	2000	56,6	115,3						
20A(C)25X457...	25	36,00	48,00	160	2000	58,8	120,2						

Designed as a first section of tandem pumps group 21A(C)...X458/... (IIgroup/Igroup).

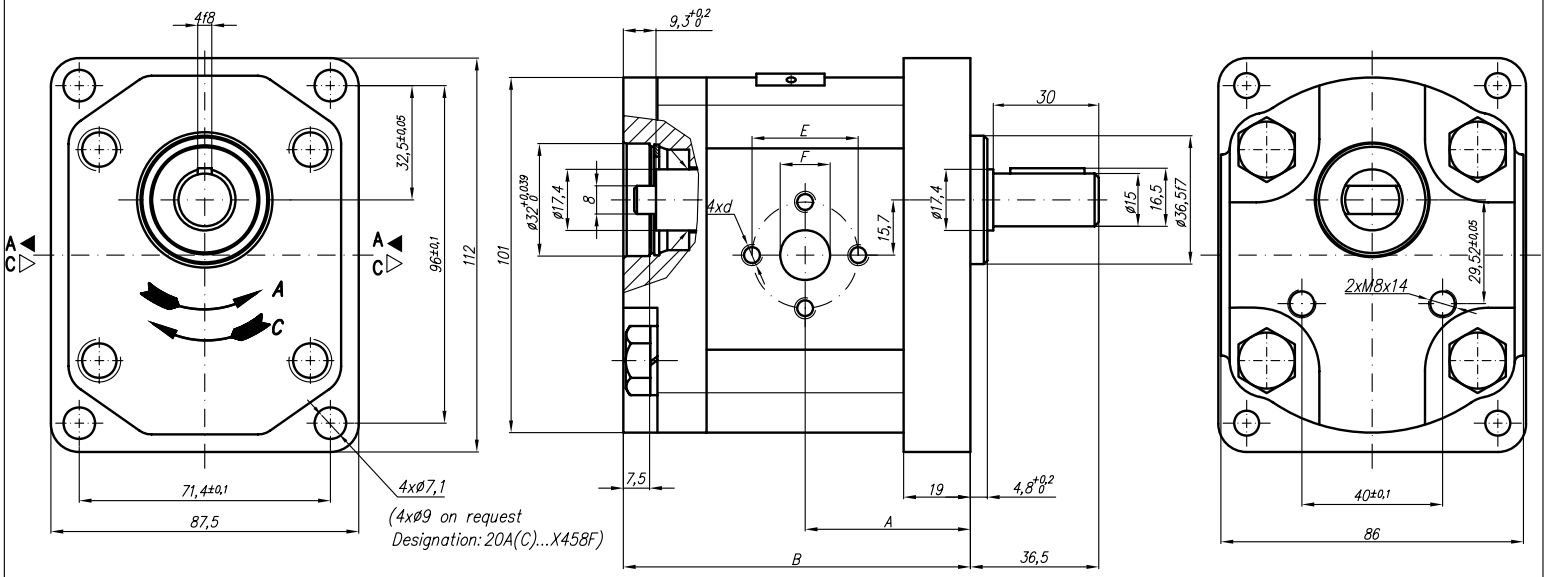

Type	Displacement	Flow		Pressure	max Speed	Dimension							
		at 1500 rpm	at max rpm	P_{nom}	n	A	B	Inlet			Outlet		
	cm^3/rev	l/min	l/min	bar	rpm	mm	mm	E	F	d	E	F	d
20A(C)4,5X458	4,5	6,14	14,33	250	3500	42,5	89,7	30,2	13,1	M6-6H	30,2	13,1	M6-6H
20A(C)6,3X458	6,3	8,69	20,29	250	3500	42,5	89,7						
20A(C)8,2X458	8,2	11,32	26,40	250	3500	42,5	89,7						
20A(C)10X458	10	13,95	32,55	250	3500	47	98,7	39,7	19	M8-6H		14,2	
20A(C)11X458	11,3	15,76	36,78	250	3500	48	100,7						
20A(C)12X458	12	16,92	39,48	250	3500	48,6	102						
20A(C)14X458	14	19,95	46,55	250	3500	50	105,1						
20A(C)15X458	15	21,60	36,00	250	2500	51	106,6						
20A(C)16X458	16	23,04	38,40	250	2500	52	108,3						
20A(C)19X458	19	27,36	45,60	200	2500	54	113,2						
20A(C)22X458	22	31,68	42,24	180	2000	57	118,2						
20A(C)25X458	25	36,00	48,00	160	2000	59,2	123,1				39,7	19	M8

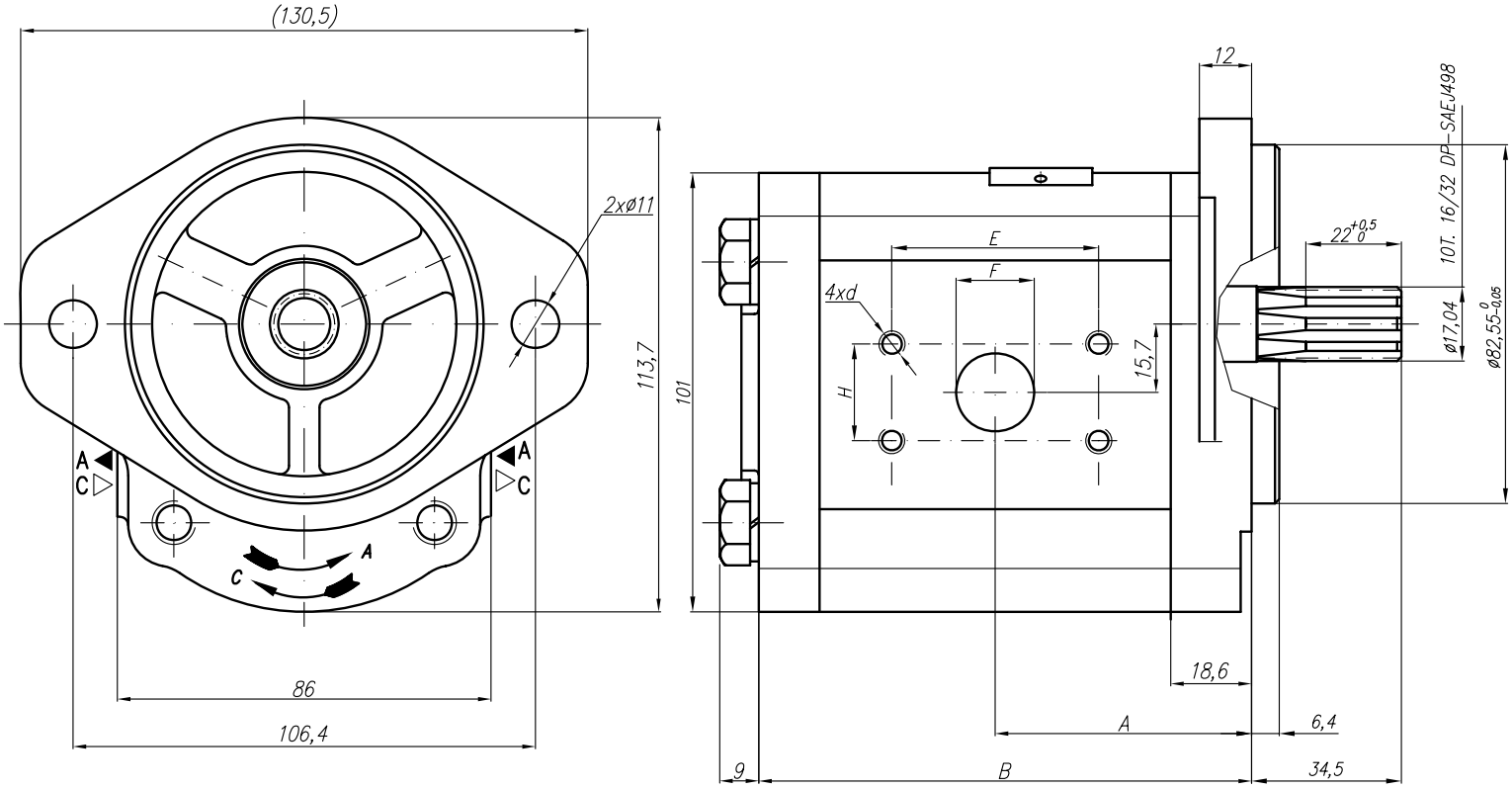

Type	Displacement	Flow		Pressure	max Speed	Dimension									
		at 1500 rpm	at max rpm	P_{nom}	n	A	B	Inlet				Outlet			
	cm^3/rev	l/min	l/min	bar	rpm	mm	mm	E	H	d	F	E	H	d	F
20A(C)15X464H	15	20,48	47,78	250	3500	55,6	106,8	52,7	26	3/8"-14UNC-2B	25	47,6	22	3/8"-14UNC-2B	18
20A(C)16X464H	16	22,08	51,52	250	3500	56,6	108,4								
20A(C)17,3X464H	17,3	23,87	55,71	250	3500	57,6	110,5								
20A(C)18,2X464H	18,2	25,39	59,24	250	3500	58,4	112,1								
20A(C)19X464H	19	26,51	61,85	250	3500	59	113,4								
20A(C)22X464H	22	31,02	72,38	250	3500	61,5	118,4								
20A(C)25X464H	25	35,63	83,13	250	3500	63,9	123,3								
20A(C)28X464H	28	40,32	67,20	250	2500	66,4	128,1								
20A(C)32X464H	32	46,08	76,80	250	2500	69,6	134,4								
20A(C)36X464H	36	51,84	86,40	200	2500	72,8	141								

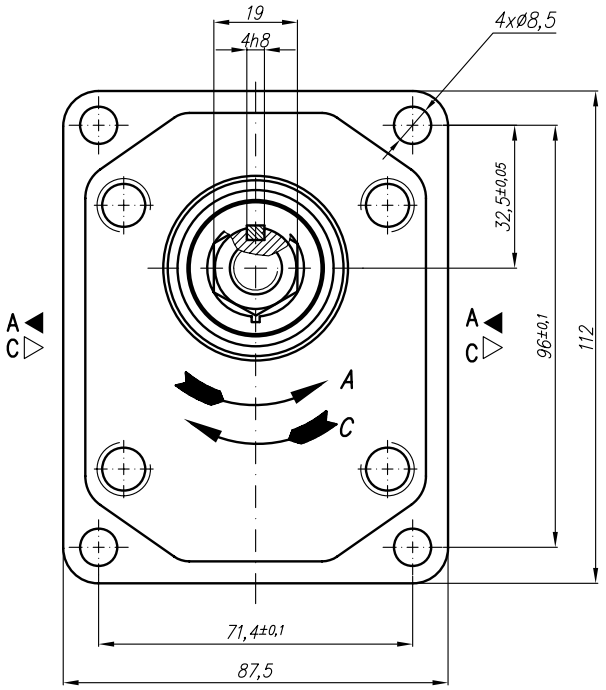

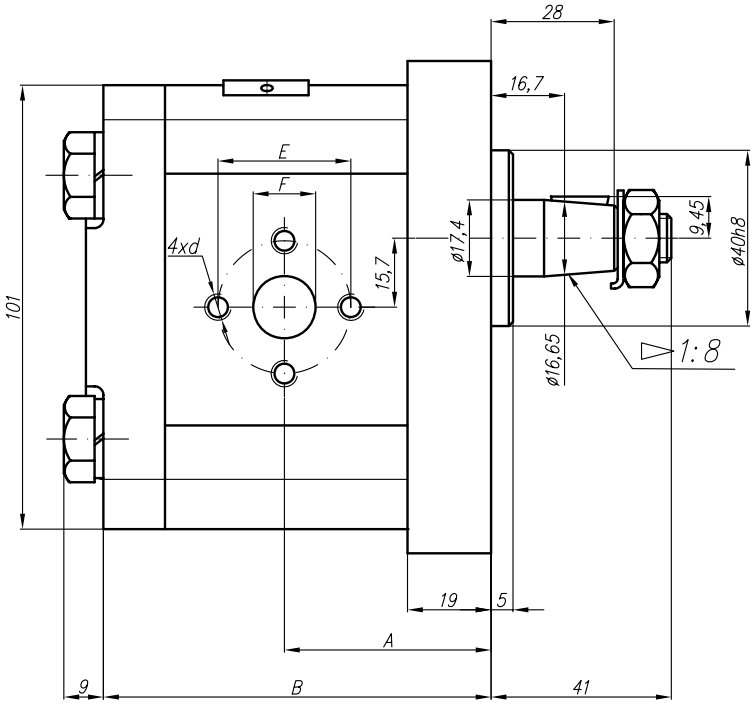

Type	Displacement	Flow		Pressure	max Speed	Dimension							
		at 1500 rpm	at max rpm	P_{nom}	n	A	B	Inlet			Outlet		
	cm^3/rev	l/min	l/min	bar	rpm	mm	mm	E	F	d	E	F	d
20A(C)4,5X466	4,5	6,14	14,33	250	3500						40		M8-6H
20A(C)6,3X466	6,3	8,69	20,29	250	3500								
20A(C)8,2X466	8,2	11,32	26,40	250	3500								
20A(C)10X466	10	13,95	32,55	250	3500			40	20	M8-6H		12	
20A(C)11X466	11,3	15,76	36,78	250	3500								
20A(C)12X466	12	16,92	39,48	250	3500								
20A(C)14X466	14	19,95	46,55	250	3500	52,5	95,4						
20A(C)15X466	15	21,60	36,00	250	2500								
20A(C)16X466	16	23,04	38,40	250	2500	52,5	98,5						
20A(C)19X466	19	27,36	45,60	200	2500								
20A(C)22X466	22	31,68	42,24	180	2000								
20A(C)25X466	25	36,00	48,00	160	2000								
20A(C)14X466HS	14	20,16	47,04	250	3500			40	20	M8-6H	40	12	M8-6H
20A(C)15X466HS	15	21,60	36,00	250	2500								
20A(C)16X466HS	16	23,04	38,40	250	2500	62	108,8						
20A(C)17,3X466HS	17,3	24,91	41,52	230	2500	62	111						
20A/C17,3X466HS2	17,3	24,91	41,52	200	2500	58	111					15	
	19	27,36	45,60	200	2500								

Designed as a first section of tandem pumps group 21A(C)...X467.../... (II group/I group).

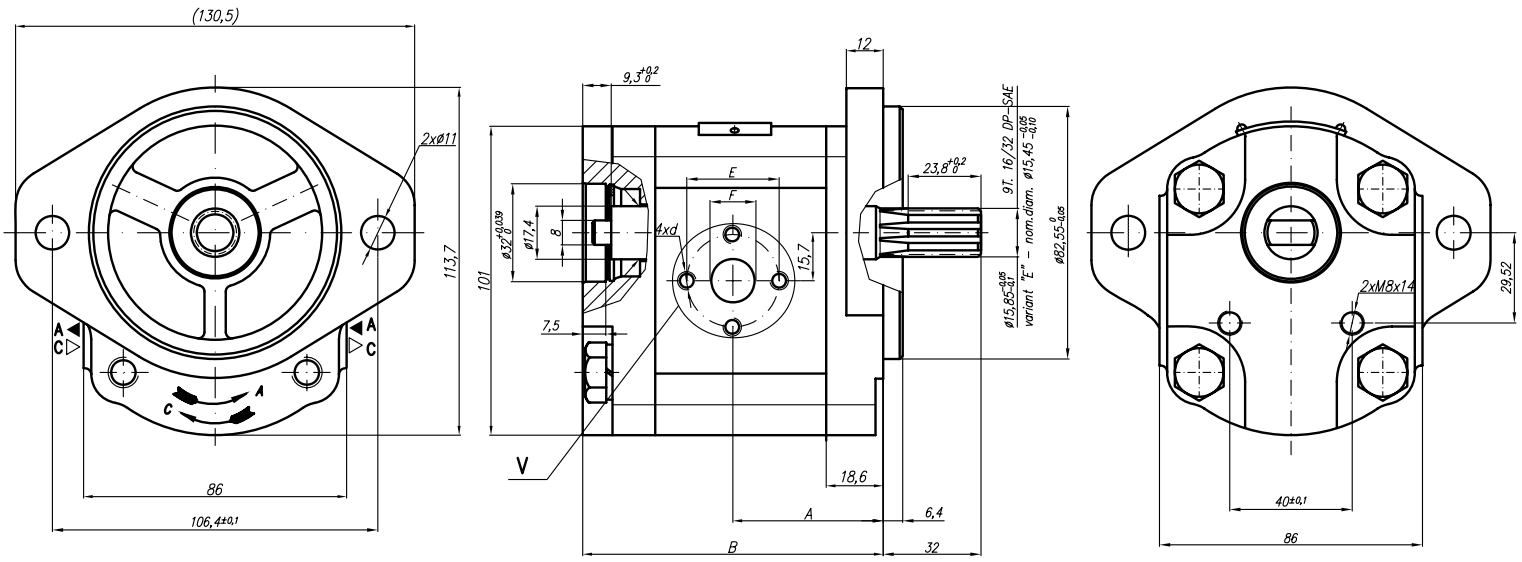

Designations:

...X467 – Normal version (flanges);
...X467M – Metric threads;
...X467G – GAS threads;
...X467U – SAE UNF threads;

V
Variants for ports – M;G;U

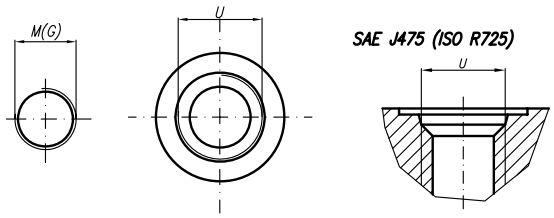

Type	Displacement	Flow		Pressure	max Speed	Dimension														
		at 1500 rpm	at max rpm	P_{nom}	n	A	B	Inlet						Outlet					
	cm^3/rev	l/min	l/min	bar	rpm	mm	mm	E	F	d	M	G	U	E	F	d	M	G	U
20A(C)4,5X467...	4,5	6,14	14,33	250	3500	42,1	89,3	30,2	13,1	M6-6H	M20x1,5	G1/2	1 1/16"-12UNF	30,2	13,1	M6-6H	M16x1,5	G1/2	7/8"-14UNF
20A(C)6,3X467...	6,3	8,69	20,29	250	3500	42,1	89,3												
20A(C)8,2X467...	8,2	11,32	26,40	250	3500	42,1	89,3												
20A(C)10X467...	10	13,95	32,55	250	3500	46,6	98,2	39,7	19	M8-6H		G3/4			14,2				
20A(C)11X467...	11,3	15,76	36,78	250	3500	47,6	100,3												
20A(C)12X467...	12	16,92	39,48	250	3500	48,2	101,6												
20A(C)14X467...	14	19,95	46,55	250	3500	49,8	104,7												
20A(C)15X467...	15	21,60	36,00	250	2500	50,6	106,2												
20A(C)16X467...	16	23,04	38,40	250	2500	51,4	107,8										M20x1,5		
20A(C)19X467...	19	27,36	45,60	200	2500	54	112,8												
20A(C)22X467...	22	31,68	42,24	180	2000	56,5	117,8												
20A(C)25X467...	25	36,00	48,00	160	2000	58,8	122,7							39,7	19	M8			

Designed as a first section of tandem pumps group 21A(C)...X478/... (II group/I group).

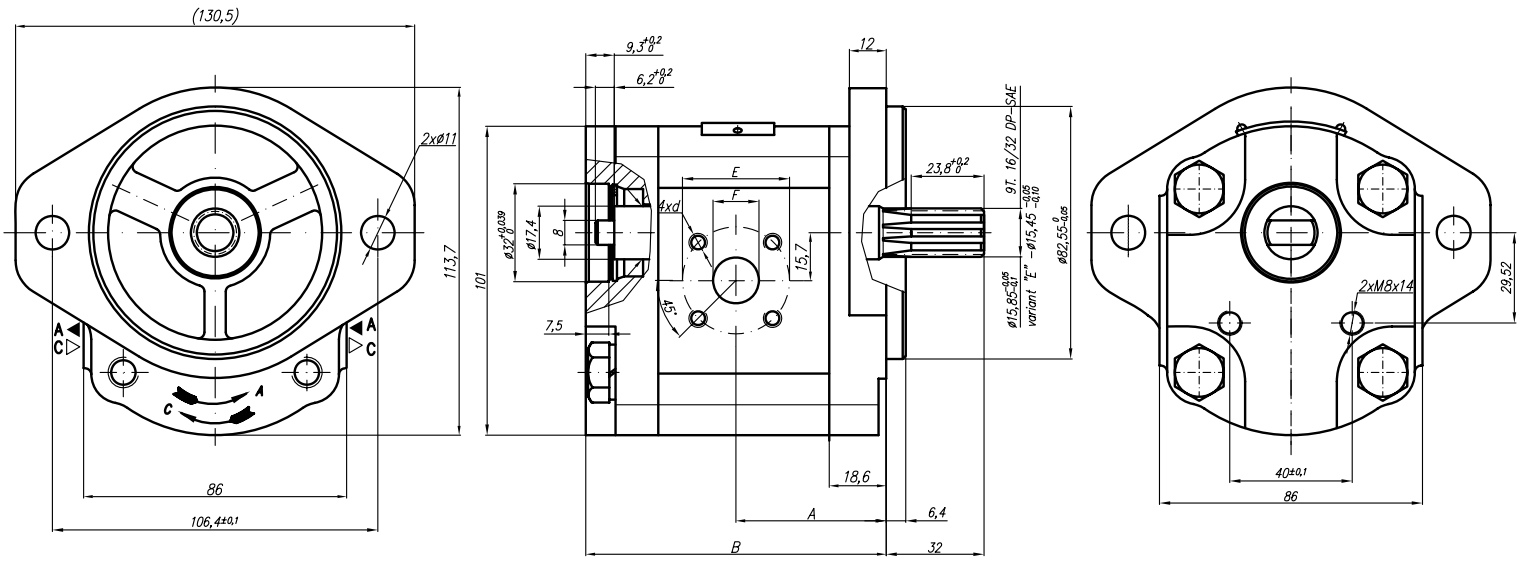

Type	Displacement	Flow		Pressure	max Speed	Dimension							
		at 1500 rpm	at max rpm	P_{nom}	n	A	B	Inlet			Outlet		
	cm^3/rev	l/min	l/min	bar	rpm	mm	mm	E	F	d	E	F	d
20A(C)4,5X478	4,5	6,14	14,33	250	3500	42,1	89,3	40	15	M6-6H	35	15	M6-6H
20A(C)6,3X478	6,3	8,69	20,29	250	3500	43,6	92,3						
20A(C)8,2X478	8,2	11,32	26,40	250	3500	45,1	95,2		20				
20A(C)10X478	10	13,95	32,55	250	3500	46,6	98,2						
20A(C)11X478	11,3	15,76	36,78	250	3500	47,6	100,3						
20A(C)12X478	12	16,92	39,48	250	3500	48,2	101,6						
20A(C)14X478	14	19,95	46,55	250	3500	49,6	104,7						
20A(C)15X478	15	21,60	36,00	250	2500	50,6	106,2						
20A(C)16X478	16	23,04	38,40	250	2500	51,6	107,8						
20A(C)19X478	19	27,36	45,60	200	2500	53,6	112,8						
20A(C)22X478	22	31,68	42,24	180	2000	56,6	117,8						
20A(C)25X478	25	36,00	48,00	160	2000	58,8	122,7						

Designed as a special version – I section of tandem pump 22A(C)...X494/...X495.

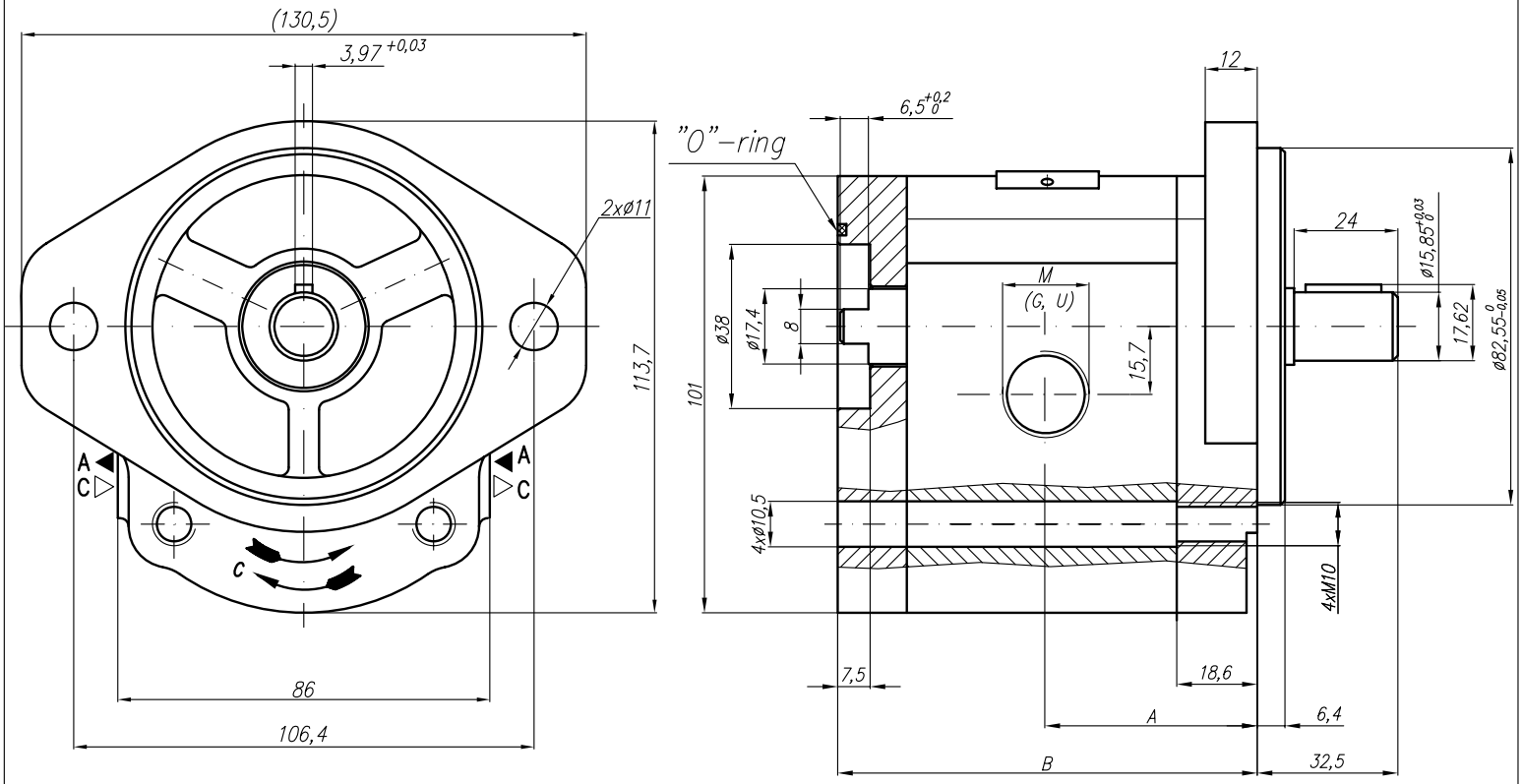

Symbol

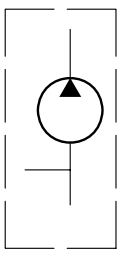

Type	Displacement	Flow		Pressure	max Speed	Dimension							
		at 1500 rpm	at max rpm	P_{nom}	n	A	B	Inlet			Outlet		
	cm^3/rev	l/min	l/min	bar	rpm	mm	mm	M	G	U	M	G	U
20A(C)4,5X494...	4,5	6,14	14,33	250	3500			M20x1,5	G1/2	1 1/16-12UNF-2B	M16x1,5	G1/2	7/8-14UNF-2B
20A(C)6,3X494...	6,3	8,69	20,29	250	3500								
20A(C)8,2X494...	8,2	11,32	26,40	250	3500	45	87,5						
20A(C)10X494...	10	13,95	32,55	250	3500				G3/4				
20A(C)11X494...	11,3	15,76	36,78	250	3500								
20A(C)12X494...	12	16,92	39,48	250	3500								
20A(C)14X494...	14	19,95	46,55	250	3500	49,8	97						
20A(C)15X494...	15	21,60	36,00	250	2500	50,6	98,5						
20A(C)16X494...	16	23,04	38,40	250	2500	49,8	100,1						
20A(C)19X494...	19	27,36	45,60	200	2500	53,6	105,1				M20X1,5		
20A(C)22X494...	22	31,68	42,24	180	2000								
20A(C)25X494...	25	36,00	48,00	160	2000								

Designed as a special version – II section of tandem pump 22A(C)...X494/...X495.

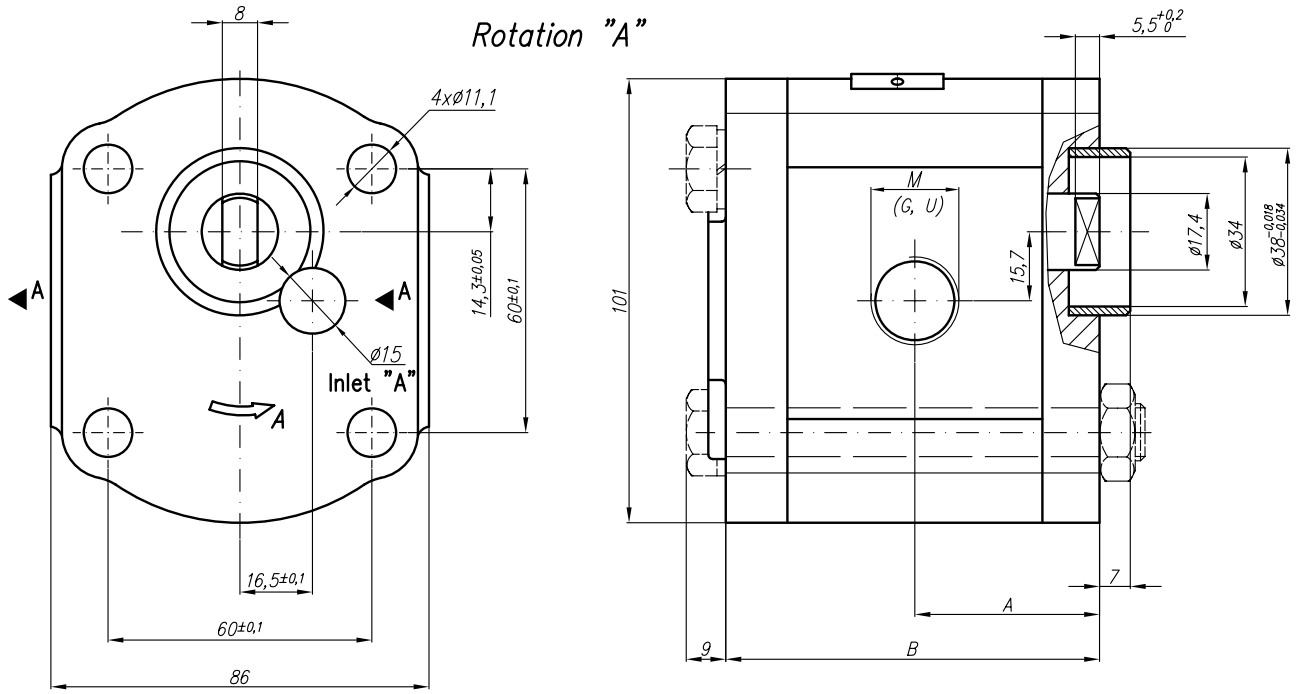

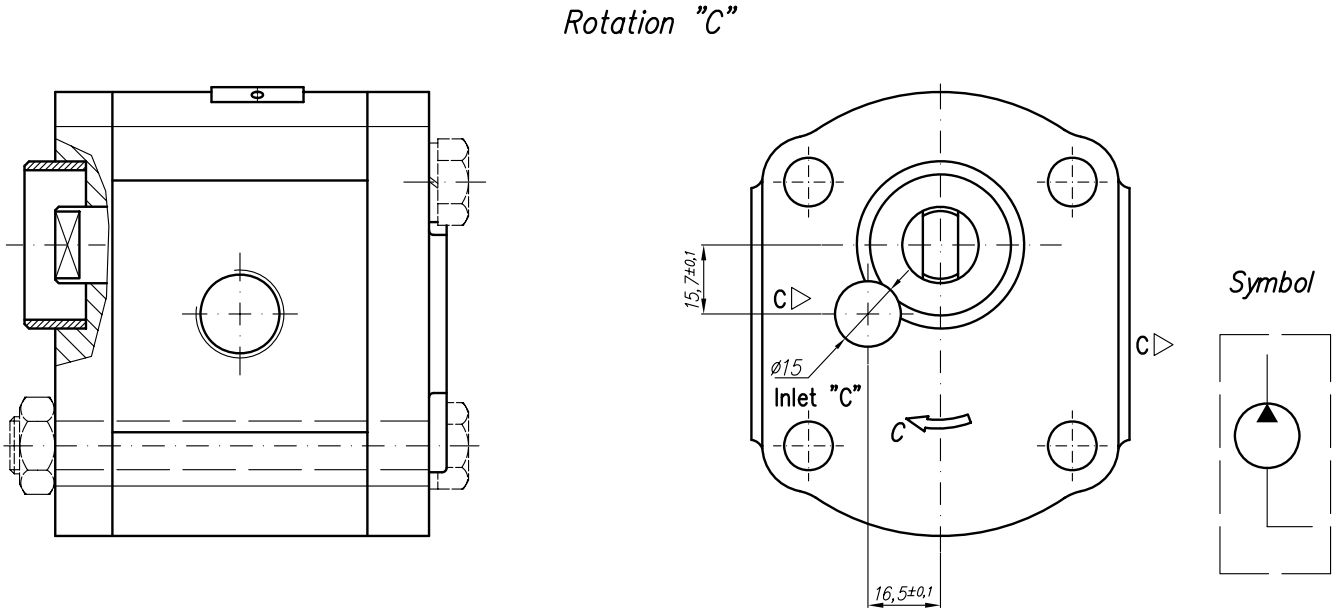

Type	Displacement	Flow		Pressure	max Speed	Dimension							
		at 1500 rpm	at max rpm	P_{nom}	n	A	B	Inlet			Outlet		
	cm^3/rev	l/min	l/min	bar	rpm	mm	mm	M	G	U	M	G	U
20A(C)4,5X495..	4,5	6,14	14,33	250	3500						M16x1,5	G1/2	7/8-14UNF-2B
20A(C)6,3X495..	6,3	8,69	20,29	250	3500								
20A(C)8,2X495..	8,2	11,32	26,40	250	3500	36,6	74						
20A(C)10X495..	10	13,95	32,55	250	3500								
20A(C)11X495..	11,3	15,76	36,78	250	3500	42	85						
20A(C)12X495..	12	16,92	39,48	250	3500								
20A(C)14X495..	14	19,95	46,55	250	3500								
20A(C)15X495..	15	21,60	36,00	250	2500								
20A(C)16X495..	16	23,04	38,40	250	2500								
20A(C)19X495..	19	27,36	45,60	200	2500								
20A(C)22X495..	22	31,68	42,24	180	2000								

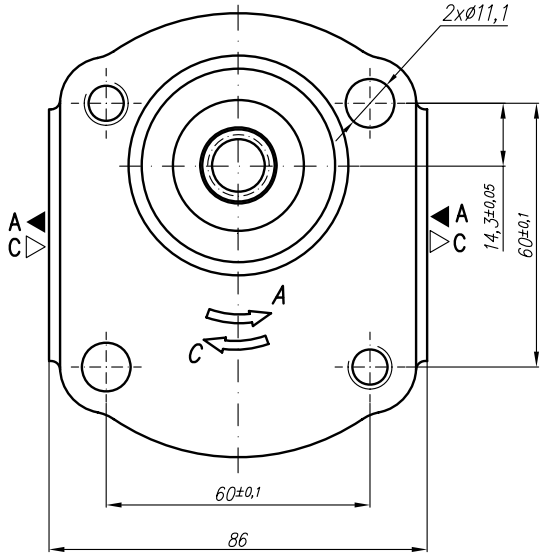

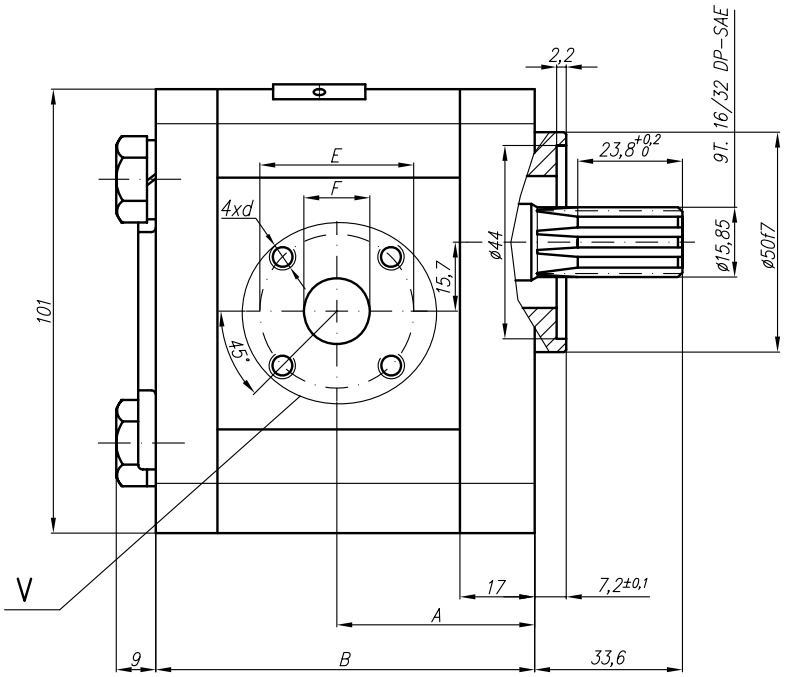

V
Variants for ports – M;G;U

Designations:

...X496 – Normal version (flanges);
...X496M – Metric threads;
...X496G – GAS threads;
...X496U – SAE UNF threads;

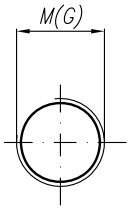

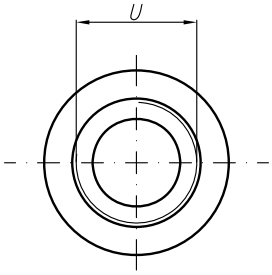

SAE J475 (ISO R725)

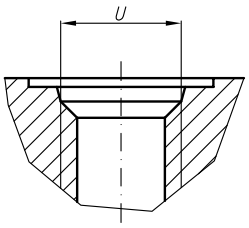

Type	Displacement	Flow		Pressure	max Speed	Dimension															
		at 1500 rpm	at max rpm	P_{nom}	n	A	B	Inlet						Outlet					
	cm^3/rev	l/min	l/min	bar	rpm	mm	mm	E	F	d	M	G	U	E	F	d	M	G	U
20A(C)4,5X496...	4,5	6,14	14,33	250	3500	37,3	75,1	40	15	M6-6H	M20x1,5	G1/2	1 1/16"-12UNF	35	15	M6-6H	M16x1,5	G1/2	7/8"-14UNF
20A(C)6,3X496...	6,3	8,69	20,29	250	3500	38,6	78												
20A(C)8,2X496...	8,2	11,32	26,40	250	3500	40,6	78		20										
20A(C)10X496...	10	13,95	32,55	250	3500	45	87					G3/4							
20A(C)11X496...	11,3	15,76	36,78	250	3500	45	89,1												
20A(C)12X496...	12	16,92	39,48	250	3500	45	90,3												
20A(C)14X496...	14	19,95	46,55	250	3500	45	93,4												
20A(C)15X496...	15	21,60	36,00	250	2500	45	94,9												
20A(C)16X496...	16	23,04	38,40	250	2500	45	96,5										M20x1,5		
20A(C)19X496...	19	27,36	45,60	200	2500	45	101,5												
20A(C)22X496...	22	31,68	42,24	180	2000	52,5	106,5												
20A(C)25X496...	25	36,00	48,00	160	2000	57,2	111,4												

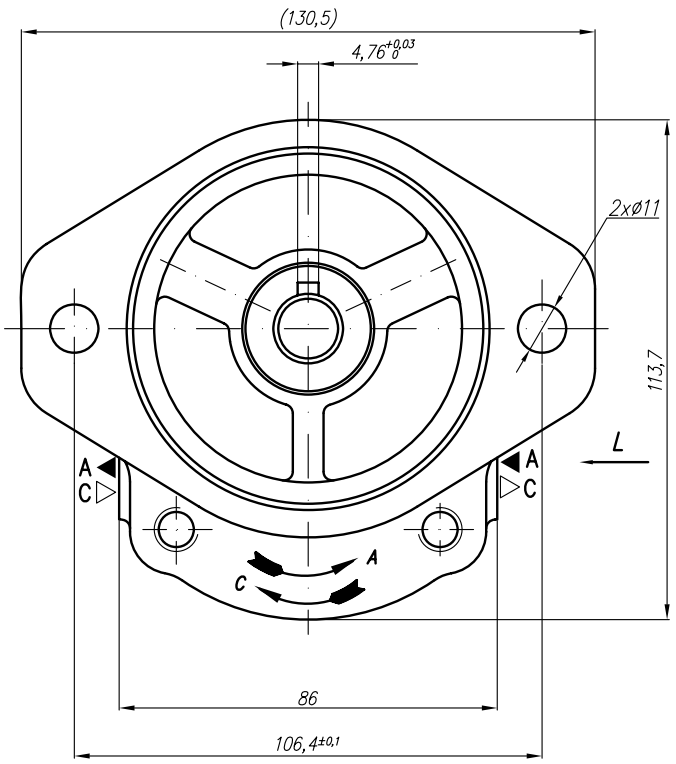

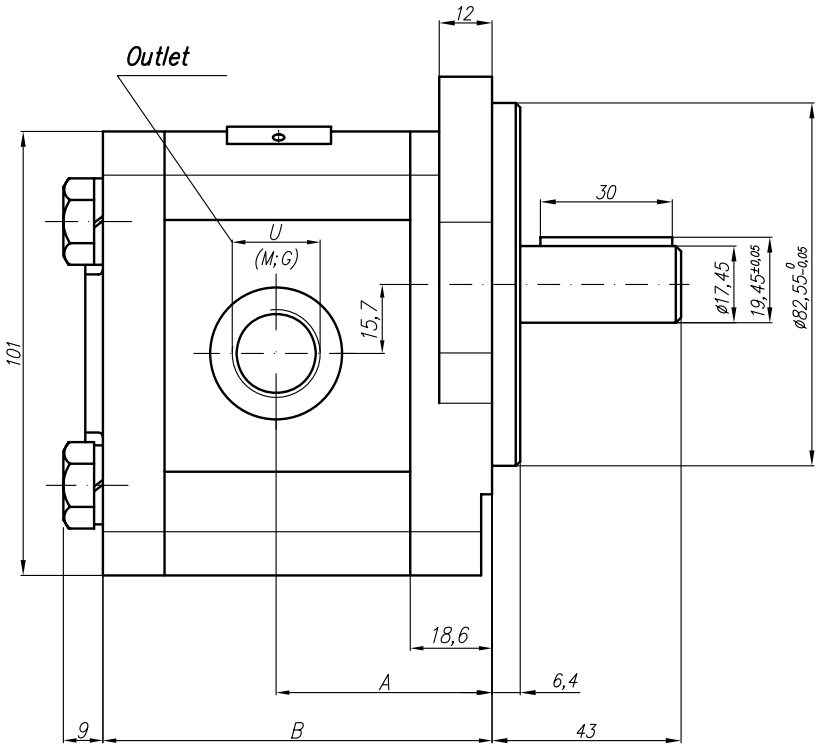

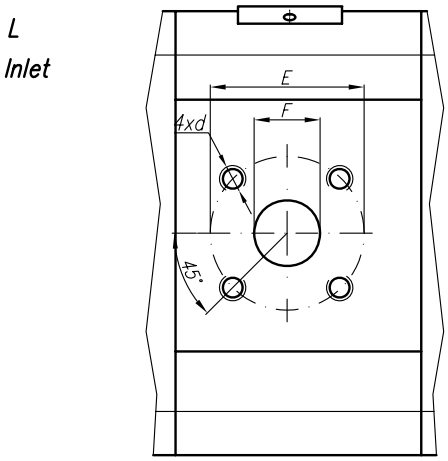

Type	Displacement	Flow		Pressure	max Speed	Dimension							
		at 1500 rpm	at max rpm	P_{nom}	n	A	B	Inlet			Outlet		
	cm^3/rev	l/min	l/min	bar	rpm	mm	mm	E	F	d	M	G	U
20A(C)4,5X497...	4,5	6,14	14,33	250	3500	41,4	79,6	40	15	M6-6H			3/4"-16UNF
20A(C)6,3X497...	6,3	8,69	20,29	250	3500	42,6	82,6						
20A(C)8,2X497...	8,2	11,32	26,40	250	3500	44,7	85,5		20				
20A(C)10X497...	10	13,95	32,55	250	3500	49,1	88,6						
20A(C)11X497...	11,3	15,76	36,78	250	3500	49,1	90,7						
20A(C)12X497...	12	16,92	39,48	250	3500	49,1	91,9						
20A(C)14X497...	14	19,95	46,55	250	3500	49,1	95						
20A(C)15X497...	15	21,60	36,00	250	2500	49,1	96,5						
20A(C)16X497...	16	23,04	38,40	250	2500	49,1	98,2						
20A(C)19X497...	19	27,36	45,60	200	2500	49,1	103,1						
20A(C)22X497...	22	31,68	42,24	180	2000	56,6	108,1						
20A(C)25X497...	25	36,00	48,00	160	2000	58,8	113						

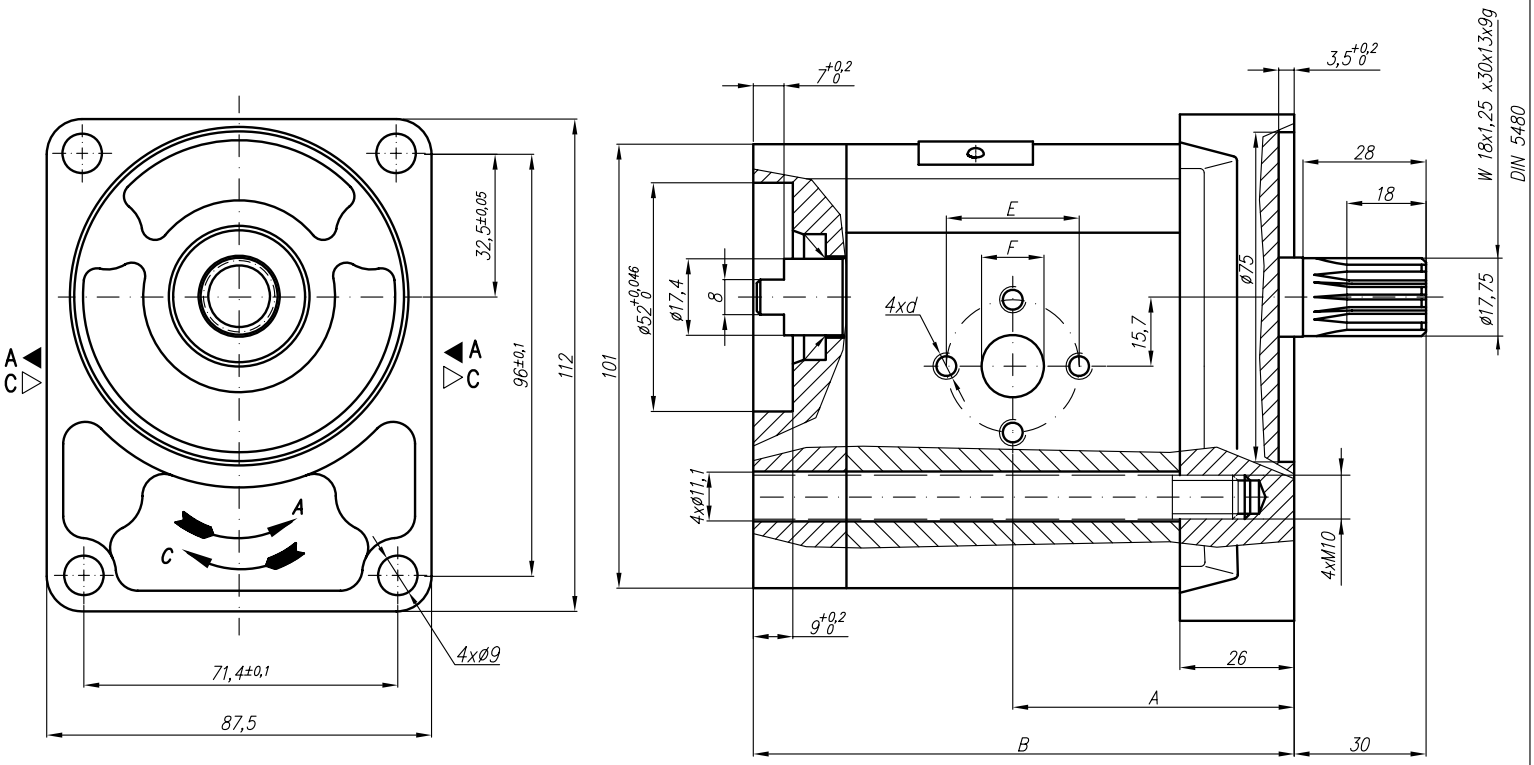

Type	Displacement	Flow		Pressure	max Speed	Dimension							
		at 1500 rpm	at max rpm	P_{nom}	n	A	B	Inlet			Outlet		
	cm^3/rev	l/min	l/min	bar	rpm	mm	mm	E	F	d	M	G	U
20A(C)15X498H	15	21,60	36,00	250	2500			39,7	19	M8-6H	30,2	14,2	M6-6H
20A(C)16X498H	16	23,04	38,40	250	2500	64	123						
20A(C)17,3X498H	17,3	24,91	41,52	230	2500								
20A(C)18,2X498H	18,2	26,21	43,68	200	2500								
20A(C)19X498H	19	27,36	45,60	200	2500								
20A(C)22X498H	22	31,68	42,24	180	2000	69	133						
20A(C)25X498H	25	36,00	48,00	160	2000						39,7	19	M8-6H
20A(C)28X498H	28	40,32	53,76	120	2000								
20A(C)32X498H	32	46,08	46,08	100	1500								
20A(C)36X498H	36	51,84	51,84	80	1500								

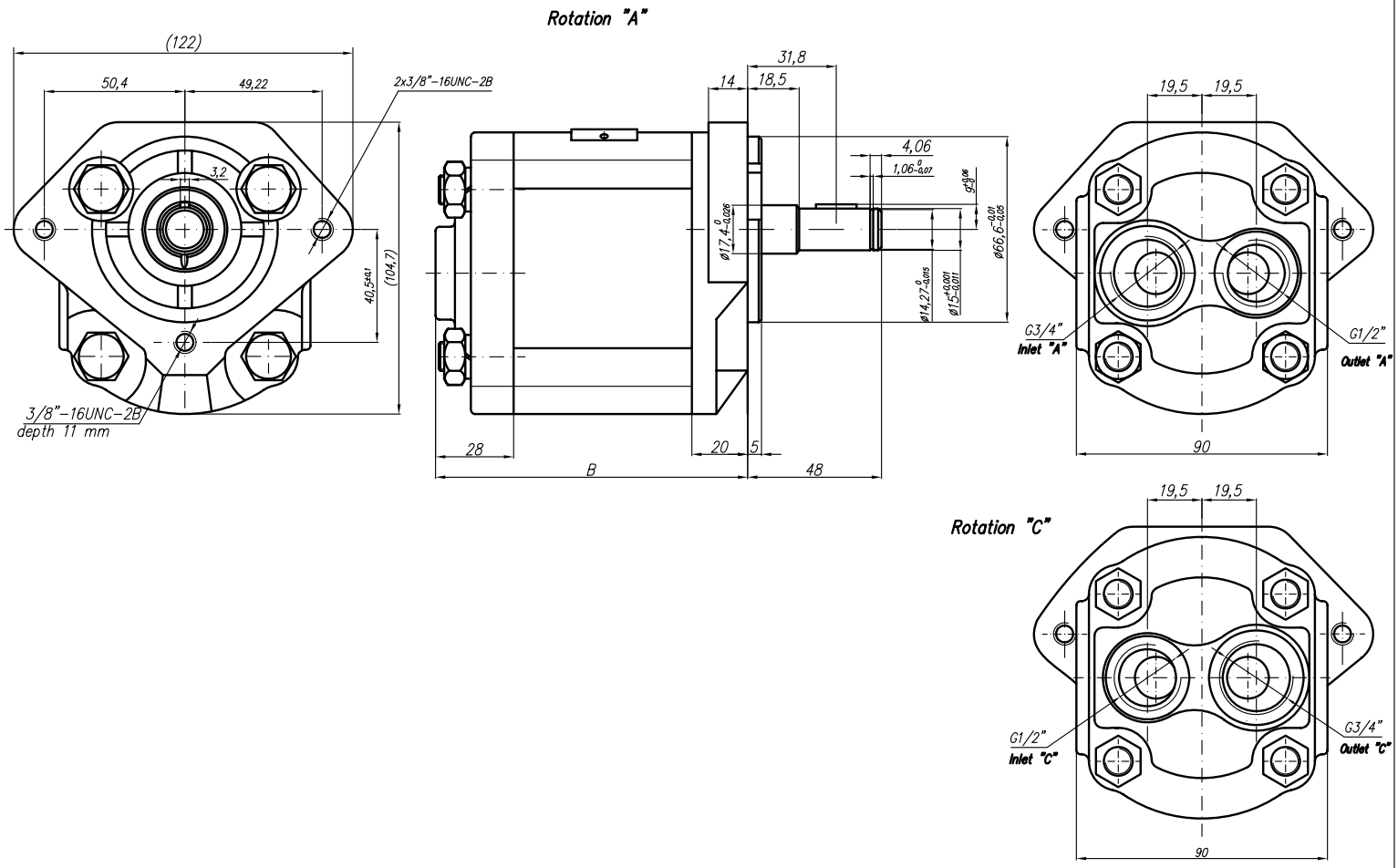

Type	Displacement	Flow		Pressure	max Speed	Dimension							
		at 1500 rpm	at max rpm	P_{nom}	n	A	B	Inlet			Outlet		
	cm^3/rev	l/min	l/min	bar	rpm	mm	mm	M	G	U	M	G	U
20A(C)4,5X500W	4,5	6,14	14,33	250	3500		96		G3/4"			G1/2"	
20A(C)6,3X500W	6,3	8,69	20,29	250	3500		99						
20A(C)8,2X500W	8,2	11,32	26,40	250	3500		102						
20A(C)10X500W	10	13,95	32,55	250	3500		105						
20A(C)11X500W	11,3	15,76	36,78	250	3500		107						
20A(C)12X500W	12	16,92	39,48	250	3500		108,3						
20A(C)14X500W	14	19,95	46,55	250	3500		111,4						
20A(C)15X500W	15	21,60	36,00	250	2500		113						
20A(C)16X500W	16	23,04	38,40	250	2500		114,5						
20A(C)19X500W	19	27,36	45,60	200	2500		119,5						
20A(C)22X500W	22	31,68	42,24	180	2000		124,5						
20A(C)25X500W	25	36,00	48,00	160	2000		129,4						

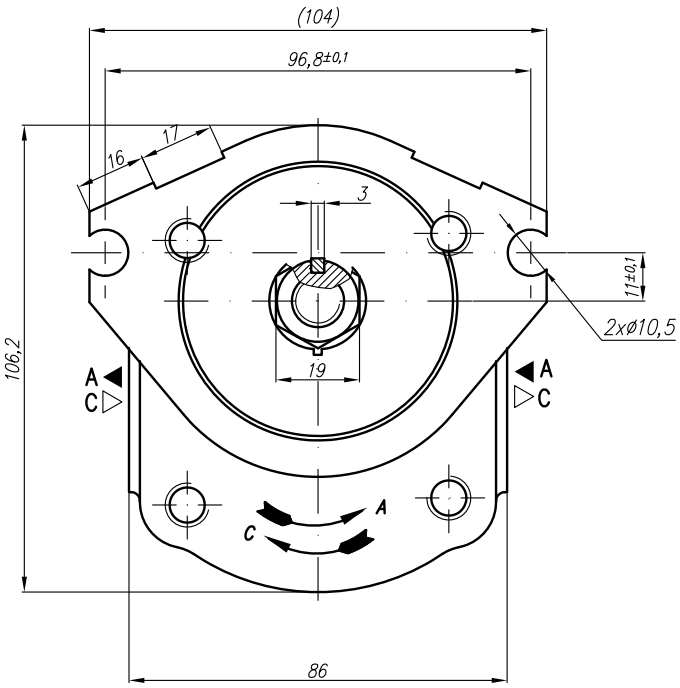

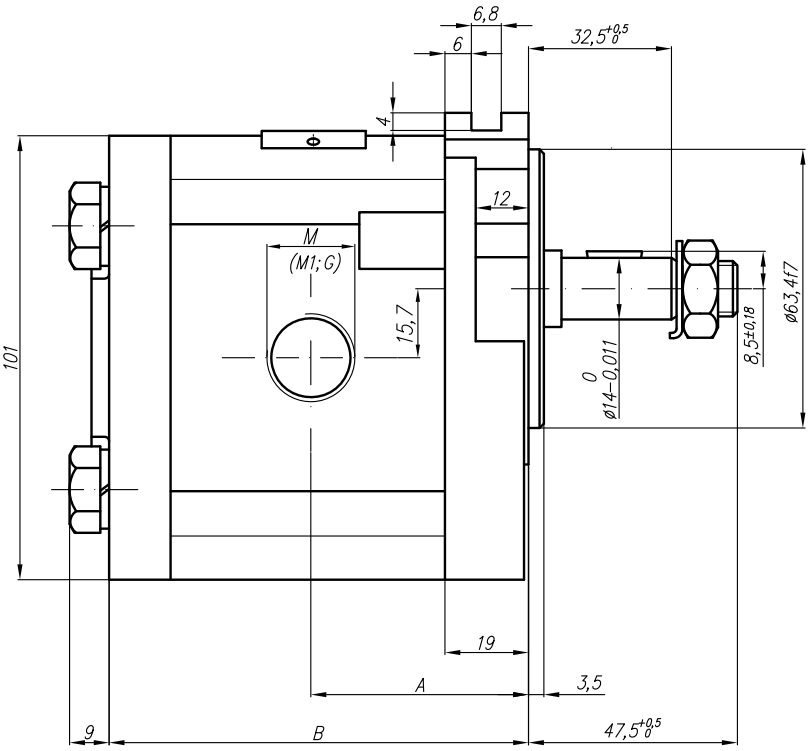

Type	Displacement	Flow		Pressure	max Speed	Dimension							
		at 1500 rpm	at max rpm	P_{nom}	n	A	B	Inlet			Outlet		
	cm^3/rev	l/min	l/min	bar	rpm	mm	mm	M	M1	G	M	M1	G
20A(C)4,5X511...	4,5	6,14	14,33	250	3500			M22x1,5	M22x1,5		M16x1,5	M18x1,5	
20A(C)6,3X511...	6,3	8,69	20,29	250	3500								
20A(C)8,2X511...	8,2	11,32	26,40	250	3500								
20A(C)10X511...	10	13,95	32,55	250	3500	44,5	89						
20A(C)11X511...	11,3	15,76	36,78	250	3500								
20A(C)12X511...	12	16,92	39,48	250	3500								
20A(C)14X511...	14	19,95	46,55	250	3500								
20A(C)15X511...	15	21,60	36,00	250	2500								
20A(C)16X511...	16	23,04	38,40	250	2500								
20A(C)19X511...	19	27,36	45,60	200	2500								
20A(C)22X511...	22	31,68	42,24	180	2000								
20A(C)25X511...	25	36,00	48,00	160	2000								

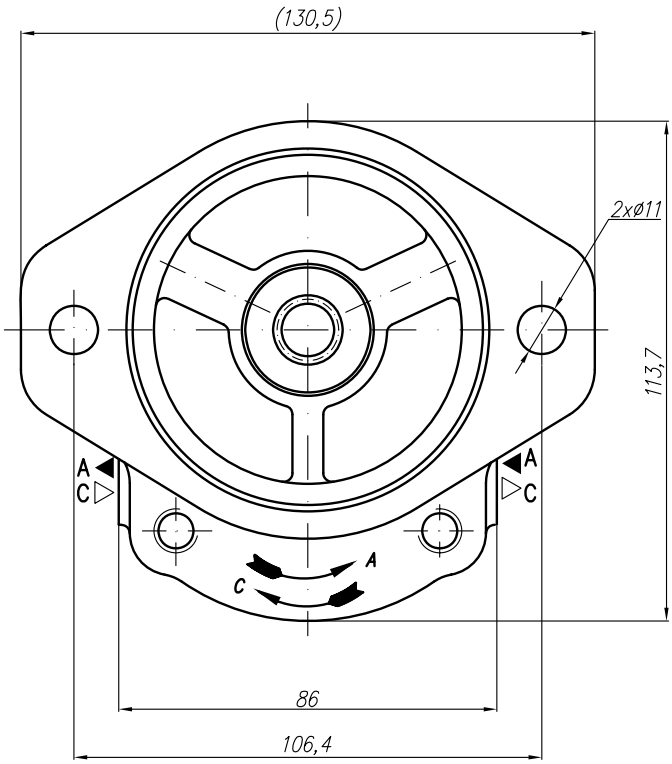

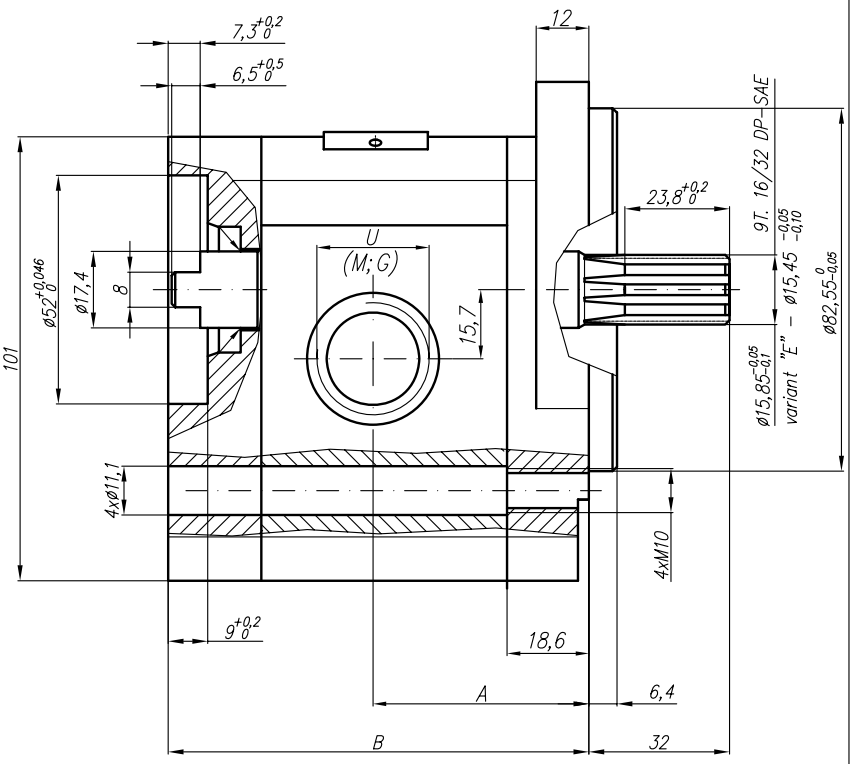

V
Variants for ports – M;G;U

Designations:
...X514M – Metric threads;
...X514G – GAS threads;
...X514U – SAE UNF threads;

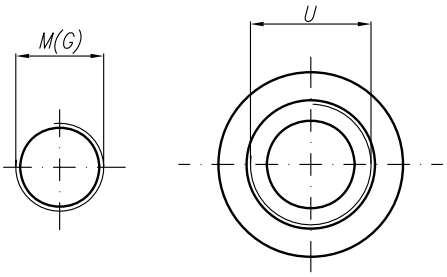

SAE J475 (ISO R725)

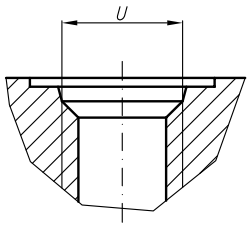

Type	Displacement	Flow		Pressure	max Speed	Dimension							
		at 1500 rpm	at max rpm	P_{nom}	n	A	B	Inlet			Outlet		
	cm^3/rev	l/min	l/min	bar	rpm	mm	mm	M	G	U	M	G	U
20A(C)4,5X514...	4,5	6,14	14,33	250	3500	42	86,8	M20x1,5	G1/2	1 1/16"-12UNF	M16x1,5	G1/2	7/8"-14UNF
20A(C)6,3X514...	6,3	8,69	20,29	250	3500	43,6	86,8						
20A(C)8,2X514...	8,2	11,32	26,40	250	3500	45	86,8						
20A(C)10X514...	10	13,95	32,55	250	3500	46,6	95,8		G3/4				
20A(C)11X514...	11,3	15,76	36,78	250	3500	47,6	97,9						
20A(C)12X514...	12	16,92	39,48	250	3500	48,2	99,1						
20A(C)14X514...	14	19,95	46,55	250	3500	49,6	102,1						
20A(C)15X514...	15	21,60	36,00	250	2500	50,6	103,7						
20A(C)16X514...	16	23,04	38,40	250	2500	51,6	105,3						
20A(C)19X514...	19	27,36	45,60	200	2500	53,6	110,3				M20X1,5		
20A(C)22X514...	22	31,68	42,24	180	2000	56,6	115,3						
20A(C)25X514...	25	36,00	48,00	160	2000	58,8	120,2						

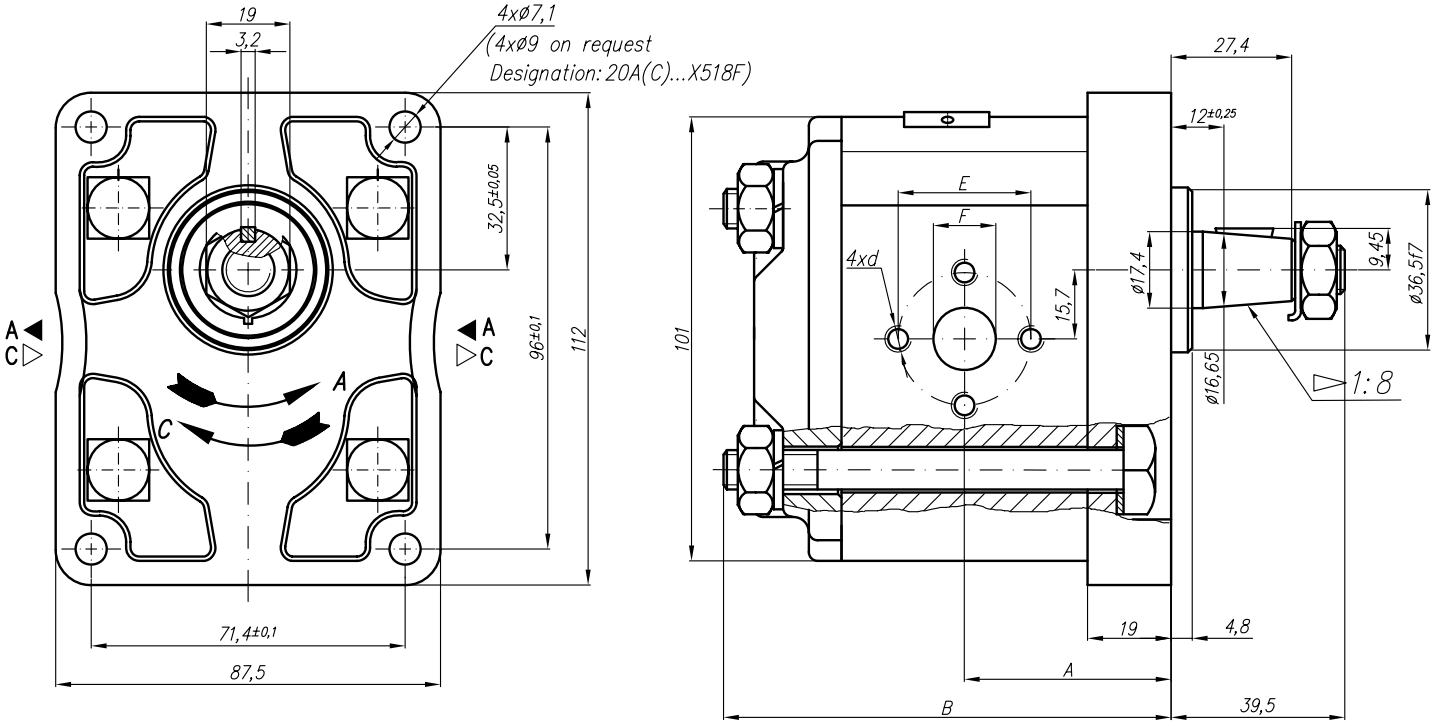

Type		Displacement	Flow		Pressure	max Speed	Dimension											
			at 1500 rpm	at max rpm	P_{nom}	n	A	B	Inlet				Outlet					
"Caproni"	"Plessey"	cm^3/rev	l/min	l/min	bar	rpm	mm	mm	E	F	d	d	E	F	d	d
20A(C)4,5X518	A(C)10XP4...S	4,5	6,14	14,33	175	3500	42,5	92,8	30,2	13,1	1/4-20UNC		30,2	13,1	1/4"-20UNC	
20A(C)6,3X518	A(C)14XP4...S	6,3	8,69	20,29	175	3500	42,5	92,8								
20A(C)8,2X518	A(C)18XP4...S	8,2	11,32	26,40	175	3500	42,5	92,8								
20A(C)10X518	A(C)22XP4...S	10	13,95	32,55	175	3500	47	101,8	39,7	19	5/16"-18UNC			14,2		
20A(C)11X518	A(C)25XP4...S	11,3	15,76	36,78	175	3500	48	103,9								
20A(C)12X518	A(C)26XP4...S	12	16,92	39,48	175	3500	48,6	105,1								
20A(C)14X518	A(C)31XP4...S	14	19,95	46,55	175	3500	50	108,2								
20A(C)15X518	A(C)33XP4...S	15	21,60	36,00	175	2500	51	109,7								
20A(C)15X518SS	***A(C)33XP4...SS***	***15***	***21,60***	***36,00***	***140***	***2500***	***48***	***103,8***								
20A(C)16X518	A(C)35XP4...S	16	23,04	38,40	175	2500	52	111,4								
20A(C)17,3X518	***A(C)38XP4...S***	***17,3***	***24,91***	***41,52***	***175***	***2500***	***52,8***	***113,4***								
20A(C)19X518	A(C)42XP4...S	19	27,36	45,60	175	2500	54	116,3								
20A(C)19X518SS	***A(C)42XP4...SS***	***19***	***27,36***	***45,60***	***105***	***2500***	***51,4***	***110***								
20A(C)22X518	A(C)48XP4...S	22	31,68	42,24	175	2000	57	121,3								
20A(C)25X518	A(C)55XP4...S	25	36,00	48,00	160	2000	59,2	126,2					39,7	19	5/16	

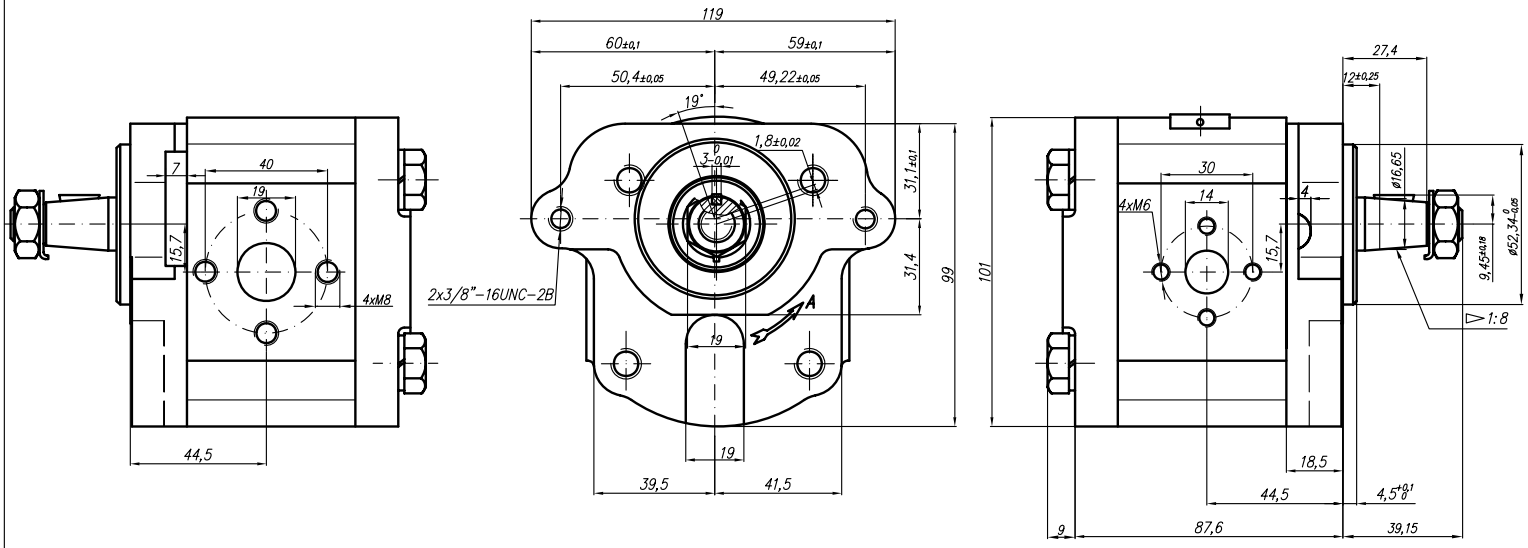

Type	Displacement	Flow		Pressure	max Speed	Dimension							
		at 1500 rpm	at max rpm	P_{nom}	n	A	B	Inlet			Outlet		
	cm^3/rev	l/min	l/min	bar	rpm	mm	mm	E	F	d	E	F	d
20A(C)4,5X525	4,5	6,14	14,33	250	3500								
20A(C)6,3X525	6,3	8,69	20,29	250	3500								
20A(C)8,2X525	8,2	11,32	26,40	250	3500								
20A(C)10X525	10	13,95	32,55	250	3500								
20A(C)11X525	11,3	15,76	36,78	250	3500	44,5	87,6						
20A(C)12X525	12	16,92	39,48	250	3500								
20A(C)14X525	14	19,95	46,55	250	3500								
20A(C)15X525	15	21,60	36,00	250	2500			40	19	M8-6H	30	14	M6-6H
20A(C)16X525	16	23,04	38,40	250	2500								
20A(C)19X525	19	27,36	45,60	200	2500								
20A(C)22X525	22	31,68	42,24	180	2000								
20A(C)25X525	25	36,00	48,00	160	2000								

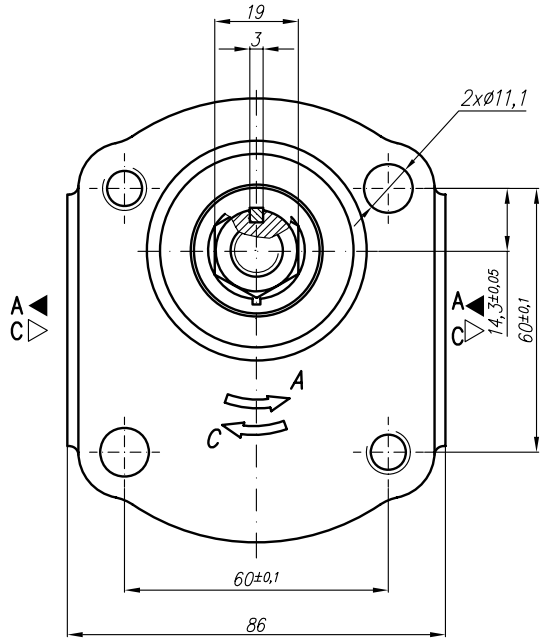

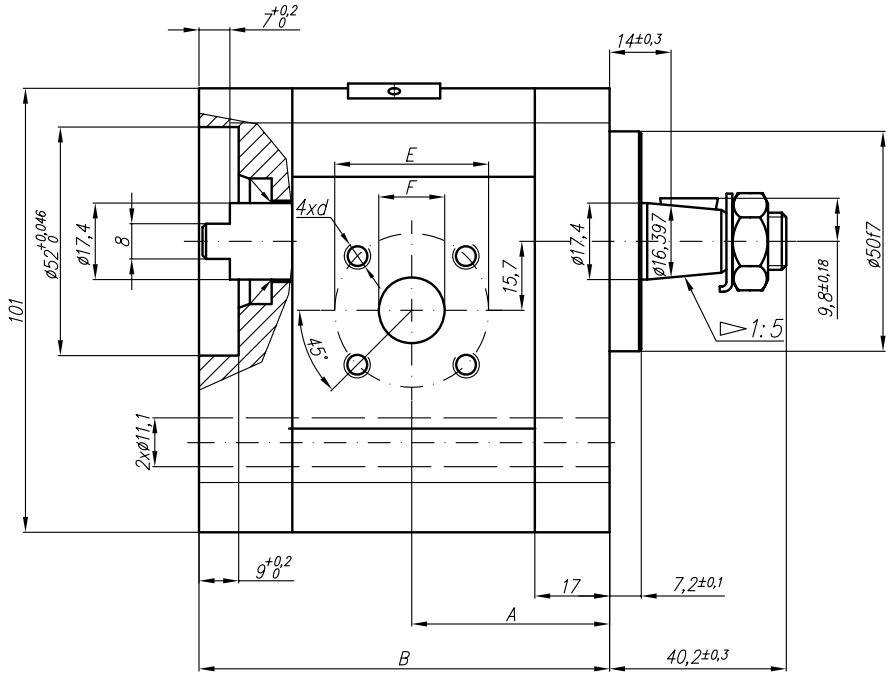

Type	Displacement	Flow		Pressure	max Speed	Dimension							
		at 1500 rpm	at max rpm	P_{nom}	n	A	B	Inlet			Outlet		
	cm^3/rev	l/min	l/min	bar	rpm	mm	mm	E	F	d	E	F	d
20A(C)4,5X528	4,5	6,14	14,33	250	3500	40,5	85,2	40	15	M6-6H	35	15	M6-6H
20A(C)6,3X528	6,3	8,69	20,29	250	3500	42	88,2						
20A(C)8,2X528	8,2	11,32	26,40	250	3500	43,5	91,1		20				
20A(C)10X528	10	13,95	32,55	250	3500	45	94,1						
20A(C)11X528	11,3	15,76	36,78	250	3500	46	96,2						
20A(C)12X528	12	16,92	39,48	250	3500	46,5	97,5						
20A(C)14X528	14	19,95	46,55	250	3500	48	100,6						
20A(C)15X528	15	21,60	36,00	250	2500	49	102,1						
20A(C)16X528	16	23,04	38,40	250	2500	50	103,8						
20A(C)19X528	19	27,36	45,60	200	2500	52	108,7						
20A(C)22X528	22	31,68	42,24	180	2000	55	113,7						
20A(C)25X528	25	36,00	48,00	160	2000	57,2	118,5						

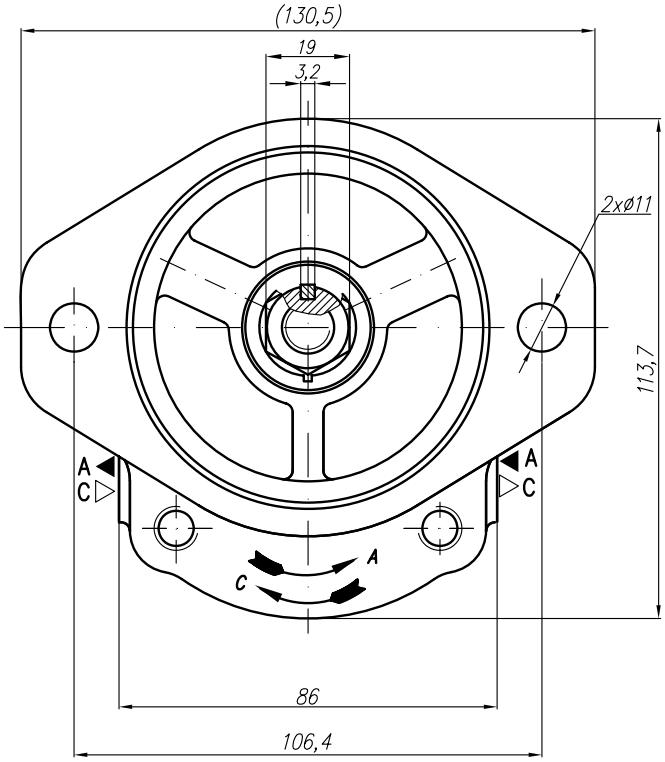

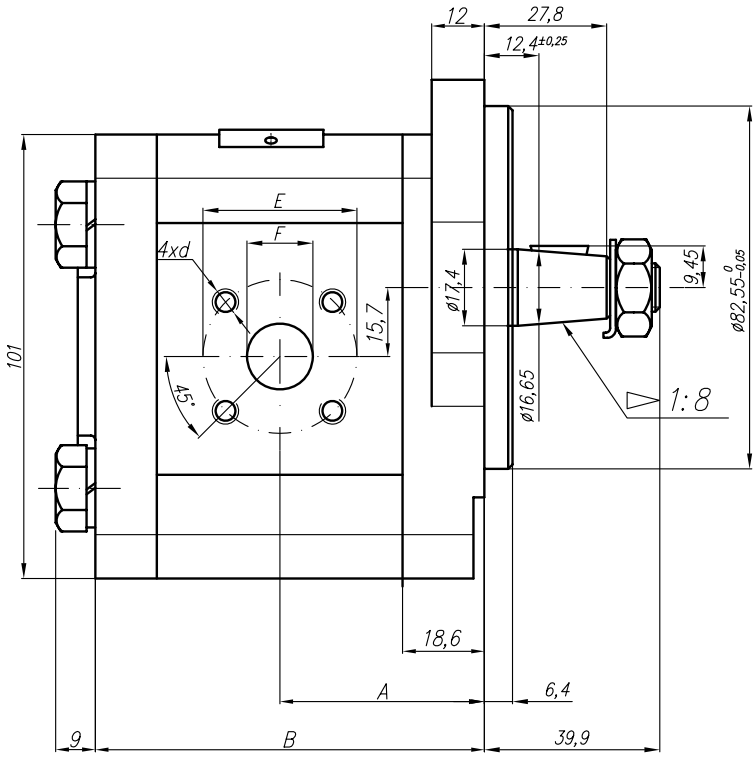

Type	Displacement	Flow		Pressure	max Speed	Dimension							
		at 1500 rpm	at max rpm	P_{nom}	n	A	B	Inlet			Outlet		
	cm^3/rev	l/min	l/min	bar	rpm	mm	mm	E	F	d	E	F	d
20A(C)4,5X529	4,5	6,14	14,33	250	3500	42	79,6	40	15	M6-6H	35	15	M6-6H
20A(C)6,3X529	6,3	8,69	20,29	250	3500	43,6	82,6						
20A(C)8,2X529	8,2	11,32	26,40	250	3500	45	85,6		20				
20A(C)10X529	10	13,95	32,55	250	3500	46,6	88,7						
20A(C)11X529	11,3	15,76	36,78	250	3500	47,6	90,7						
20A(C)12X529	12	16,92	39,48	250	3500	48,2	91,9						
20A(C)14X529	14	19,95	46,55	250	3500	49,6	95						
20A(C)15X529	15	21,60	36,00	250	2500	50,6	96,5						
20A(C)16X529	16	23,04	38,40	250	2500	51,6	98,2						
20A(C)19X529	19	27,36	45,60	200	2500	53,6	103,1						
20A(C)22X529	22	31,68	42,24	180	2000	56,6	108,1						
20A(C)25X529	25	36,00	48,00	160	2000	58,8	113						

Designed as a II section of tandem pump 22A(C)...X537/...X536.

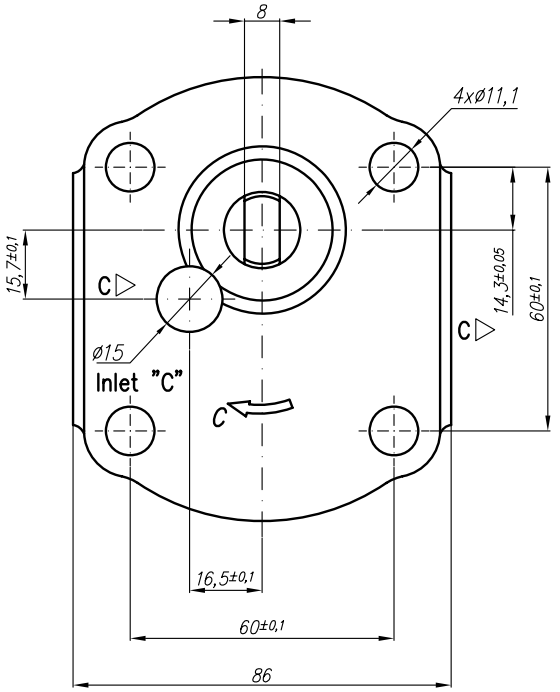

Rotation "C"

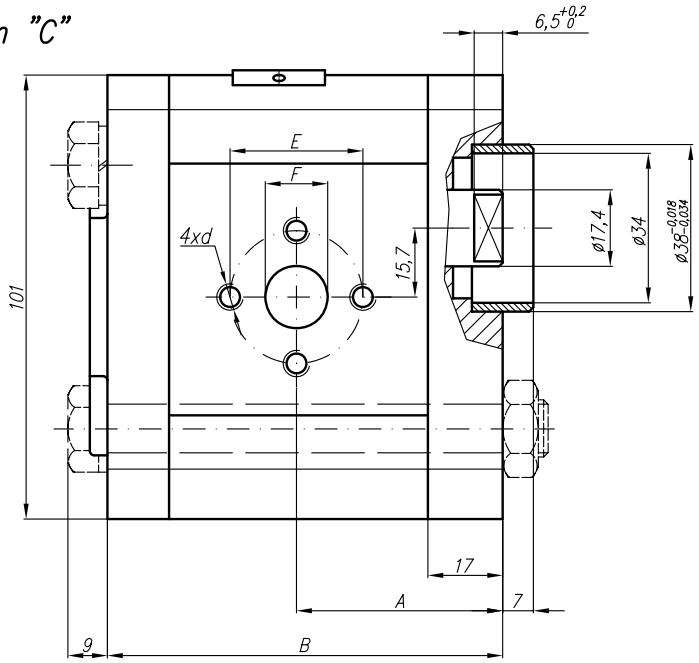

Rotation "A"

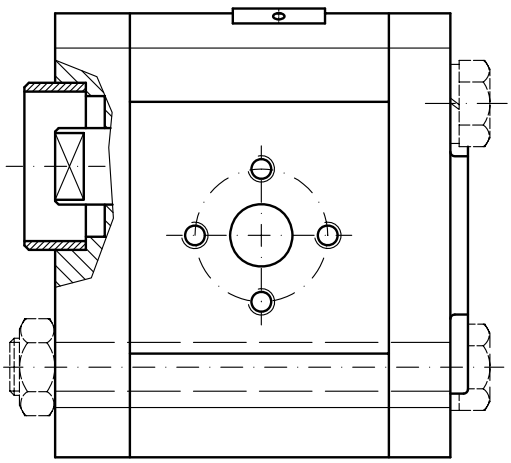

Symbol

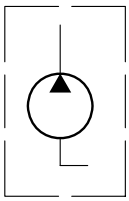

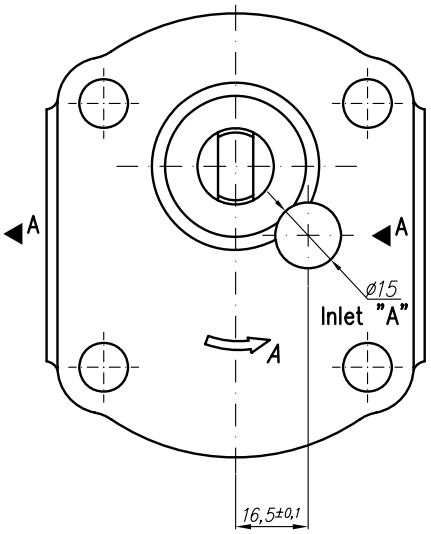

Type	Displacement	Flow		Pressure	max Speed	Dimension							
		at 1500 rpm	at max rpm	P_{nom}	n	A	B	Inlet			Outlet		
	cm^3/rev	l/min	l/min	bar	rpm	mm	mm	E	F	d	E	F	d
20A(C)4,5X536	4,5	6,14	14,33	250	3500								
20A(C)6,3X536	6,3	8,69	20,29	250	3500								
20A(C)8,2X536	8,2	11,32	26,40	250	3500								
20A(C)10X536	10	13,95	32,55	250	3500								
20A(C)11X536	11,3	15,76	36,78	250	3500	46,9	89				30,2	14,2	1/4"-20UNC
20A(C)12X536	12	16,92	39,48	250	3500								
20A(C)14X536	14	19,95	46,55	250	3500								
20A(C)15X536	15	21,60	36,00	250	2500								
20A(C)16X536	16	23,04	38,40	250	2500								
20A(C)19X536	19	27,36	45,60	200	2500								
20A(C)22X536	22	31,68	42,24	180	2000								
20A(C)25X536	25	36,00	48,00	160	2000								

Designed as a I section of tandem pump 22A(C)...X537/...X536.

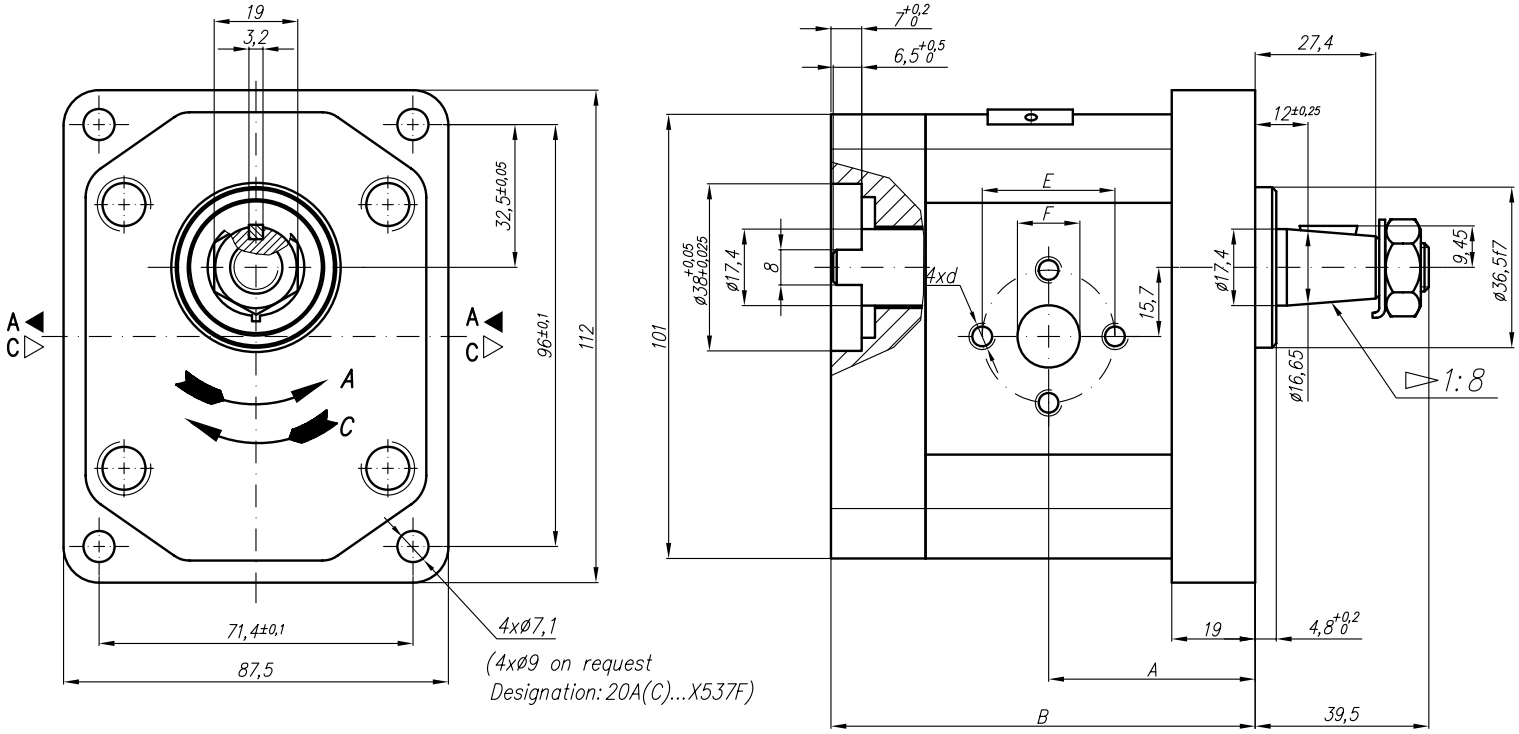

Symbol

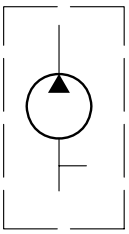

Type	Displacement	Flow		Pressure	max Speed	Dimension							
		at 1500 rpm	at max rpm	P_{nom}	n	A	B	Inlet			Outlet		
	cm^3/rev	l/min	l/min	bar	rpm	mm	mm	E	F	d	E	F	d
20A(C)4,5X537	4,5	6,14	14,33	200	3500								
20A(C)6,3X537	6,3	8,69	20,29	200	3500								
20A(C)8,2X537	8,2	11,32	26,40	200	3500								
20A(C)10X537	10	13,95	32,55	200	3500								
20A(C)11X537	11,3	15,76	36,78	200	3500								
20A(C)12X537	12	16,92	39,48	200	3500								
20A(C)14X537	14	19,95	46,55	200	3500								
20A(C)15X537	15	21,60	36,00	200	2500	48,2	104,1	40	19	5/16"-18UNC	30	14	1/4"-20UNC
20A(C)16X537	16	23,04	38,40	200	2500								
20A(C)19X537	19	27,36	45,60	200	2500								
20A(C)22X537	22	31,68	42,24	180	2000								
20A(C)25X537	25	36,00	48,00	160	2000								

Designed as a II section of tandem pump 22A(C)...X539/...X538.

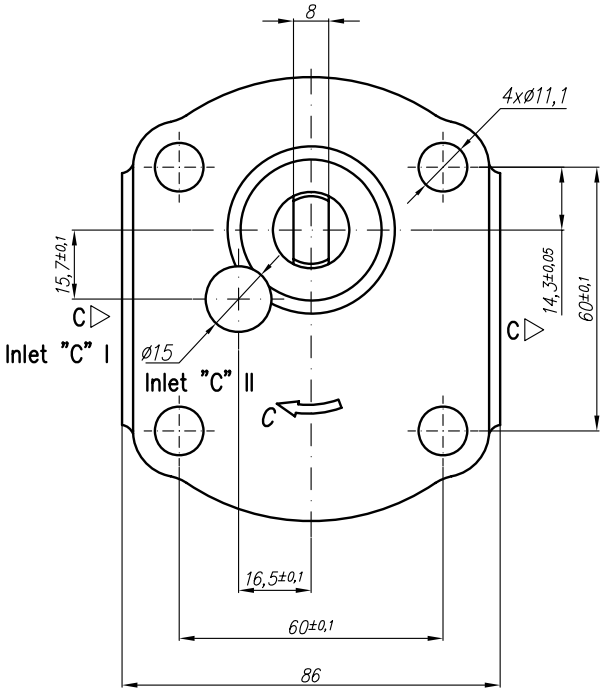

Rotation "C"

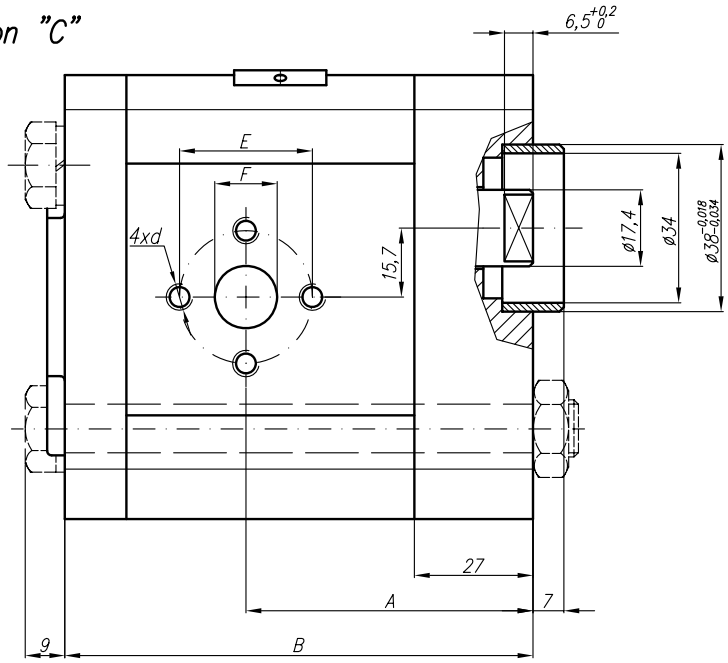

Rotation "A"

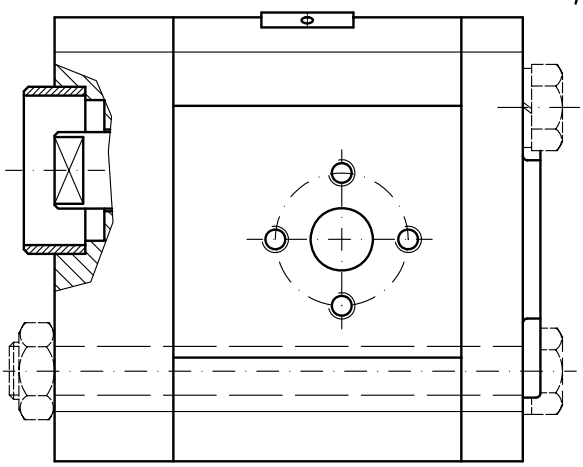

Symbol

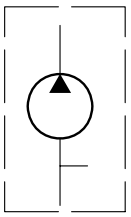

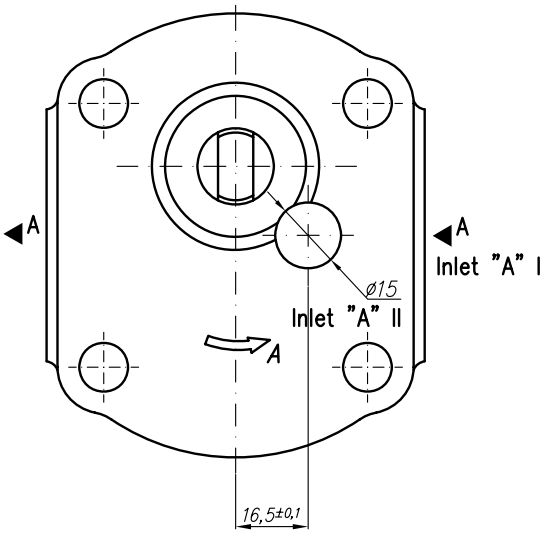

Type	Displacement	Flow		Pressure	max Speed	Dimension							
		at 1500 rpm	at max rpm	P_{nom}	n	A	B	Inlet			Outlet		
	cm^3/rev	l/min	l/min	bar	rpm	mm	mm	E	F	d	E	F	d
20A(C)4,5X538	4,5	6,14	14,33	200	3500						30,2		1/4"-20UNC
20A(C)6,3X538	6,3	8,69	20,29	200	3500								
20A(C)8,2X538	8,2	11,32	26,40	200	3500								
20A(C)10X538	10	13,95	32,55	200	3500			39,7	19	5/16"-18UNC		14,2	
20A(C)11X538	11,3	15,76	36,78	200	3500								
20A(C)12X538	12	16,92	39,48	200	3500								
20A(C)14X538	14	19,95	46,55	200	3500								
20A(C)15X538	15	21,60	36,00	200	2500								
20A(C)16X538	16	23,04	38,40	200	2500	65,3	106,5						
20A(C)19X538	19	27,36	45,60	200	2500								
20A(C)22X538	22	31,68	42,24	180	2000								
20A(C)25X538	25	36,00	48,00	160	2000								

Designed as a II section of tandem pump 22A(C)...X539S/...X538S.

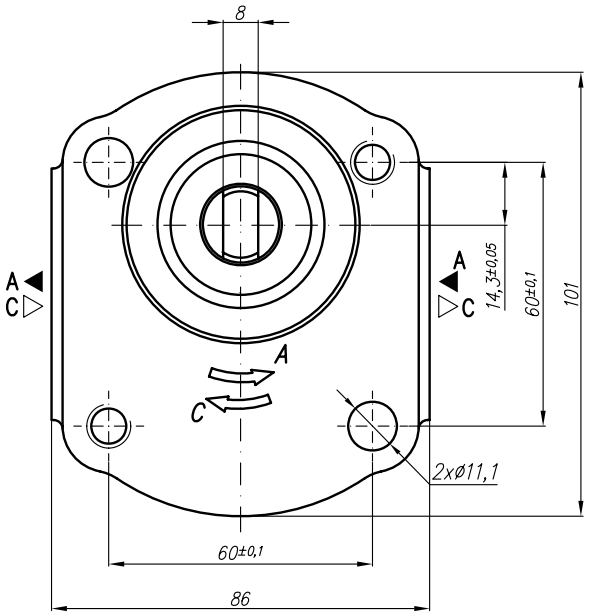

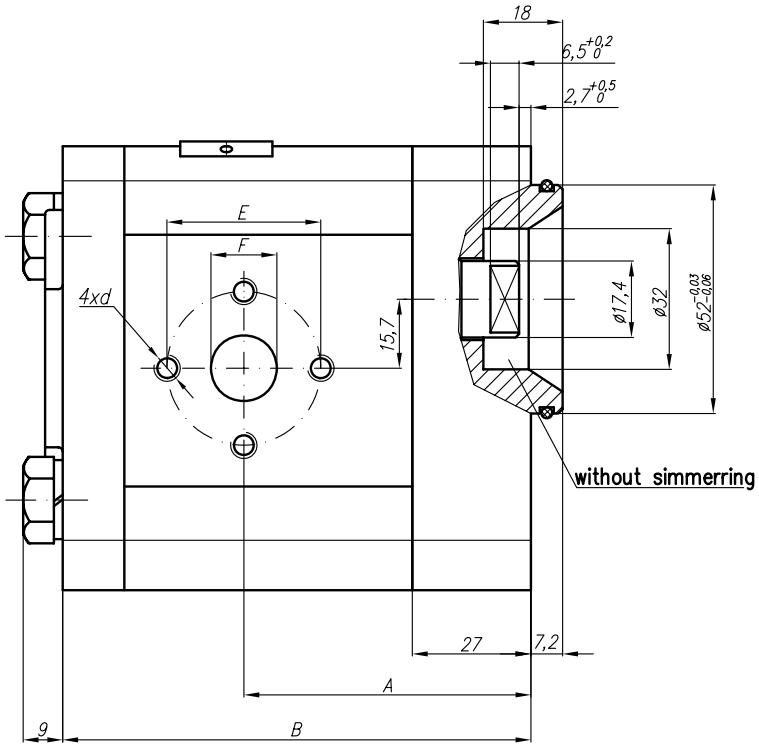

Symbol

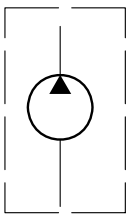

Type	Displacement	Flow		Pressure	max Speed	Dimension							
		at 1500 rpm	at max rpm	P_{nom}	n	A	B	Inlet			Outlet		
	cm^3/rev	l/min	l/min	bar	rpm	mm	mm	E	F	d	E	F	d
20A(C)4,5X538S	4,5	6,14	14,33	200	3500						30,2		1/4"-20UNC
20A(C)6,3X538S	6,3	8,69	20,29	200	3500								
20A(C)8,2X538S	8,2	11,32	26,40	200	3500								
20A(C)10X538S	10	13,95	32,55	200	3500			39,7	19	5/16"-18UNC		14,2	
20A(C)11X538S	11,3	15,76	36,78	200	3500								
20A(C)12X538S	12	16,92	39,48	200	3500								
20A(C)14X538S	14	19,95	46,55	200	3500								
20A(C)15X538S	15	21,60	36,00	200	2500								
20A(C)16X538S	16	23,04	38,40	200	2500	65,3	106,5						
20A(C)19X538S	19	27,36	45,60	200	2500								
20A(C)22X538S	22	31,68	42,24	180	2000								
20A(C)25X538S	25	36,00	48,00	160	2000								

Designed as a I section of tandem pump 22A(C)...X539/...X538.

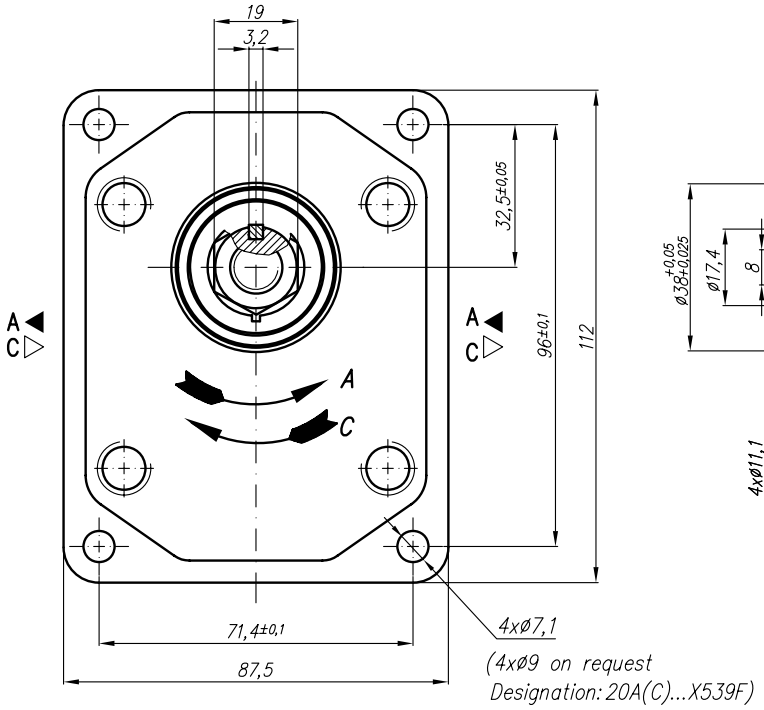

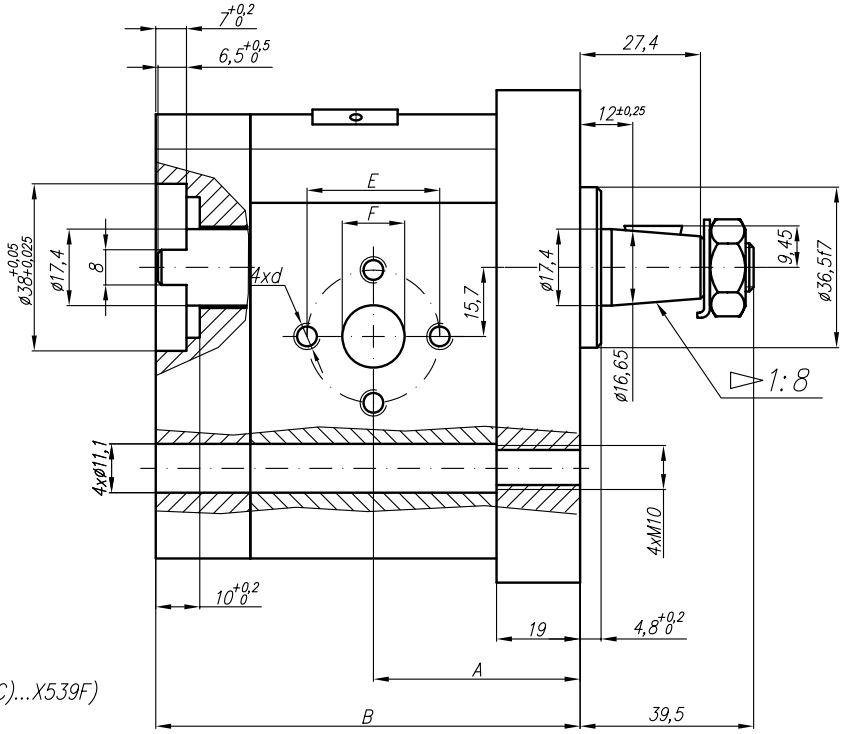

Symbol

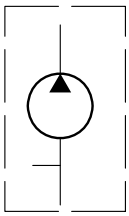

Type	Displacement	Flow		Pressure	max Speed	Dimension							
		at 1500 rpm	at max rpm	P_{nom}	n	A	B	Inlet			Outlet		
	cm^3/rev	l/min	l/min	bar	rpm	mm	mm	E	F	d	E	F	d
20A(C)4,5X539	4,5	6,14	14,33	200	3500						30		1/4"-20UNC
20A(C)6,3X539	6,3	8,69	20,29	200	3500								
20A(C)8,2X539	8,2	11,32	26,40	200	3500								
20A(C)10X539	10	13,95	32,55	200	3500			40	19	5/16"-18UNC		14	
20A(C)11X539	11,3	15,76	36,78	200	3500								
20A(C)12X539	12	16,92	39,48	200	3500								
20A(C)14X539	14	19,95	46,55	200	3500								
20A(C)15X539	15	21,60	36,00	200	2500								
20A(C)16X539	16	23,04	38,40	200	2500								
20A(C)19X539	19	27,36	45,60	200	2500	48,2	110,7						
20A(C)22X539	22	31,68	42,24	180	2000								
20A(C)25X539	25	36,00	48,00	160	2000								

Designed as a I section of tandem pump 22A(C)...X539S/...X538S.

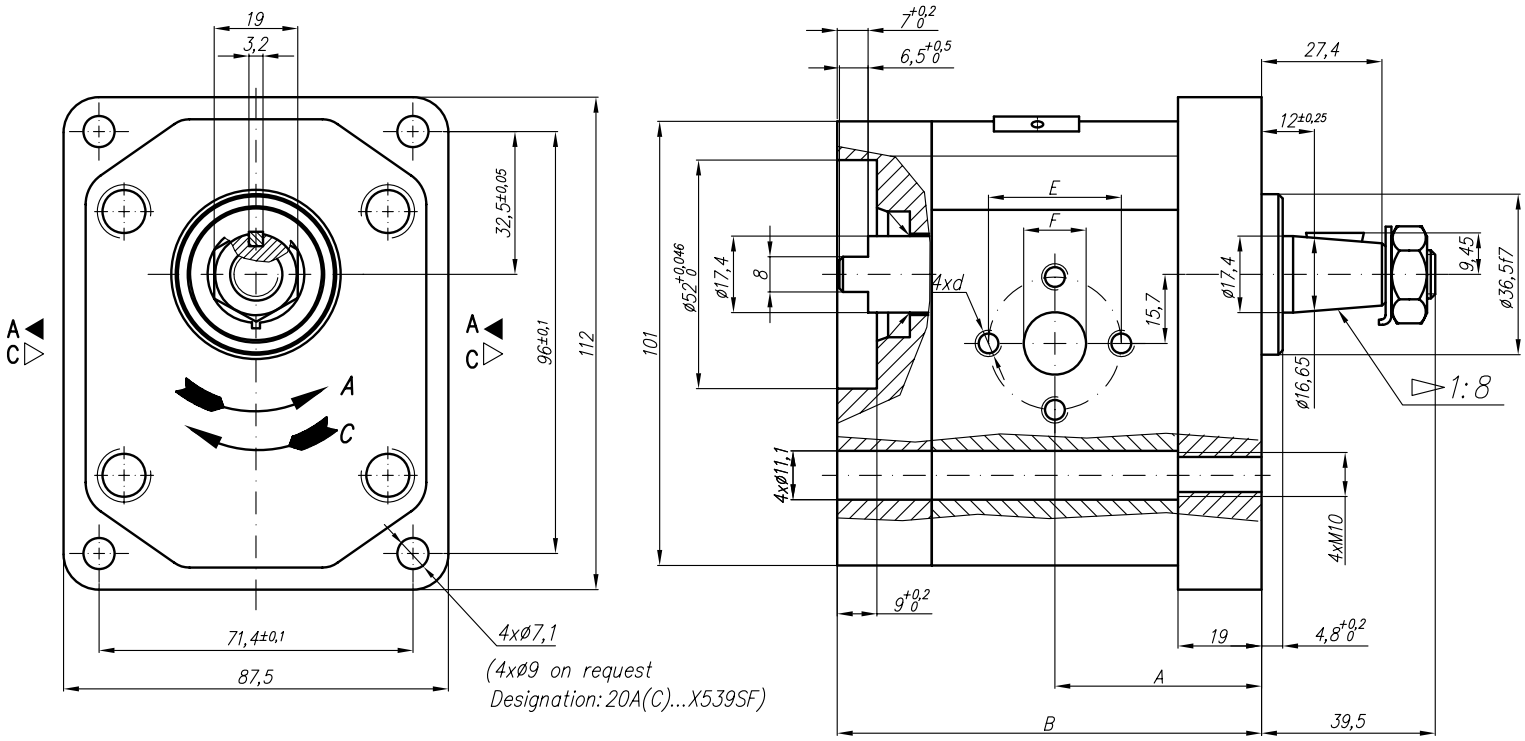

Symbol

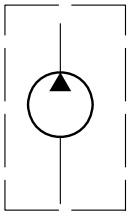

Type	Displacement	Flow		Pressure	max Speed	Dimension							
		at 1500 rpm	at max rpm	P_{nom}	n	A	B	Inlet			Outlet		
	cm^3/rev	l/min	l/min	bar	rpm	mm	mm	E	F	d	E	F	d
20A(C)4,5X539	4,5	6,14	14,33	200	3500						30		1/4"-20UNC
20A(C)6,3X539	6,3	8,69	20,29	200	3500								
20A(C)8,2X539	8,2	11,32	26,40	200	3500								
20A(C)10X539	10	13,95	32,55	200	3500			40	19	5/16"-18UNC		14	
20A(C)11X539	11,3	15,76	36,78	200	3500								
20A(C)12X539	12	16,92	39,48	200	3500								
20A(C)14X539	14	19,95	46,55	200	3500								
20A(C)15X539	15	21,60	36,00	200	2500								
20A(C)16X539	16	23,04	38,40	200	2500								
20A(C)19X539	19	27,36	45,60	200	2500	48,2	110,7						
20A(C)22X539	22	31,68	42,24	180	2000								
20A(C)25X539	25	36,00	48,00	160	2000								

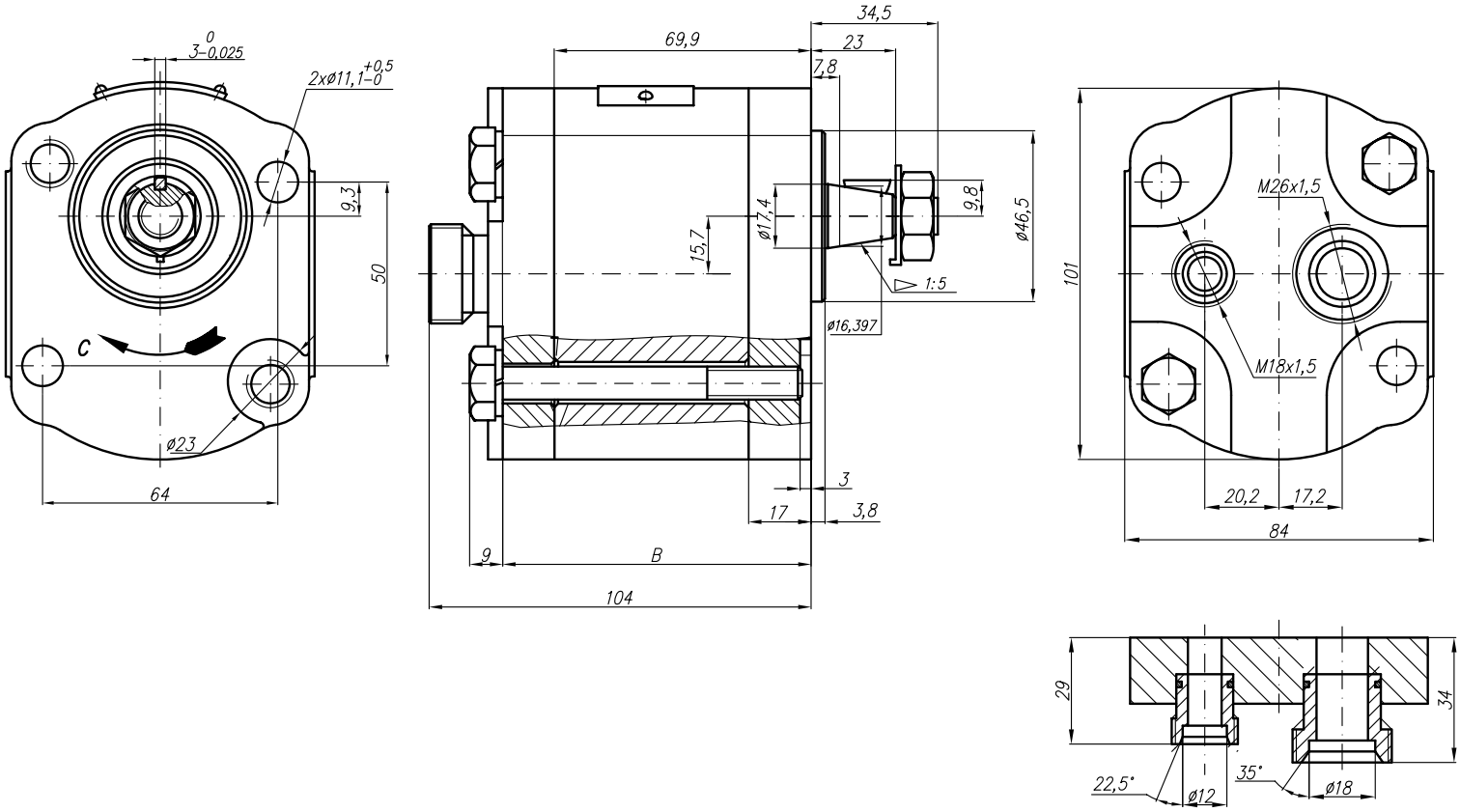

Type	Displacement	Flow		Pressure	max Speed	Dimension							
		at 1500 rpm	at max rpm	P_{nom}	n	A	B	Inlet			Outlet		
	cm^3/rev	l/min	l/min	bar	rpm	mm	mm	M	G	U	M	G	U
20C4,5X540WMS	4,5	6,14	14,33	250	3500			M26x1,5			M18x1,5		
20C6,3X540WMS	6,3	8,69	20,29	250	3500								
20C8,2X540WMS	8,2	11,32	26,40	250	3500		83,9						
20C10X540WMS	10	13,95	32,55	250	3500								
20C11X540WMS	11,3	15,76	36,78	250	3500								
20C12X540WMS	12	16,92	39,48	250	3500								
20C14X540WMS	14	19,95	46,55	250	3500								
20C15X540WMS	15	21,60	36,00	250	2500								
20C16X540WMS	16	23,04	38,40	250	2500								
20C19X540WMS	19	27,36	45,60	200	2500								
20C22X540WMS	22	31,68	42,24	180	2000								
20C25X540WMS	25	36,00	48,00	160	2000								

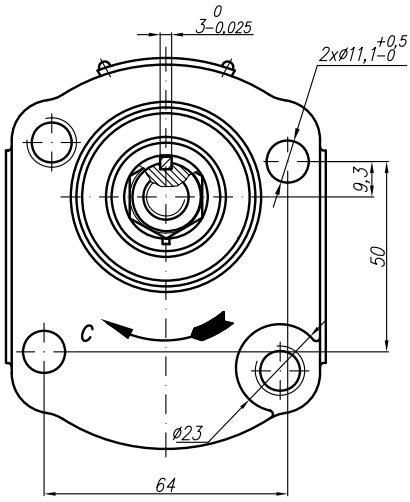

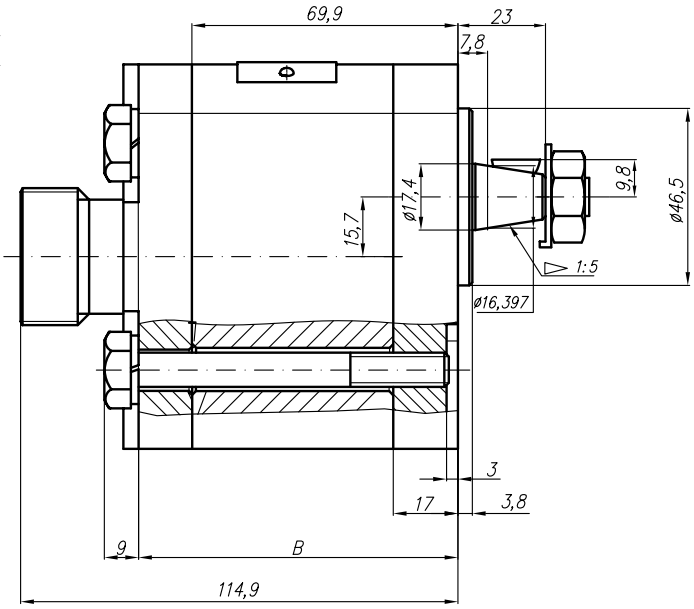

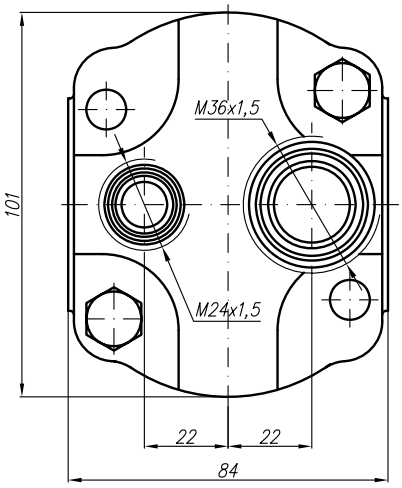

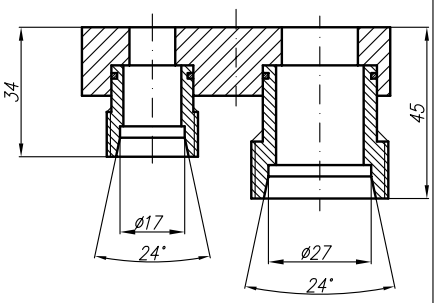

Type	Displacement	Flow		Pressure	max Speed	Dimension							
		at 1500 rpm	at max rpm	P_{nom}	n	A	B	Inlet			Outlet		
	cm^3/rev	l/min	l/min	bar	rpm	mm	mm	M	G	U	M	G	U
20C4,5X540WMS-2	4,5	6,14	14,33	250	3500			M36x1,5			M24x1,5		
20C6,3X540WMS-2	6,3	8,69	20,29	250	3500								
20C8,2X540WMS-2	8,2	11,32	26,40	250	3500		83,9						
20C10X540WMS-2	10	13,95	32,55	250	3500								
20C11X540WMS-2	11,3	15,76	36,78	250	3500								
20C12X540WMS-2	12	16,92	39,48	250	3500								
20C14X540WMS-2	14	19,95	46,55	250	3500								
20C15X540WMS-2	15	21,60	36,00	250	2500								
20C16X540WMS-2	16	23,04	38,40	250	2500								
20C19X540WMS-2	19	27,36	45,60	200	2500								
20C22X540WMS-2	22	31,68	42,24	180	2000								
20C25X540WMS-2	25	36,00	48,00	160	2000								

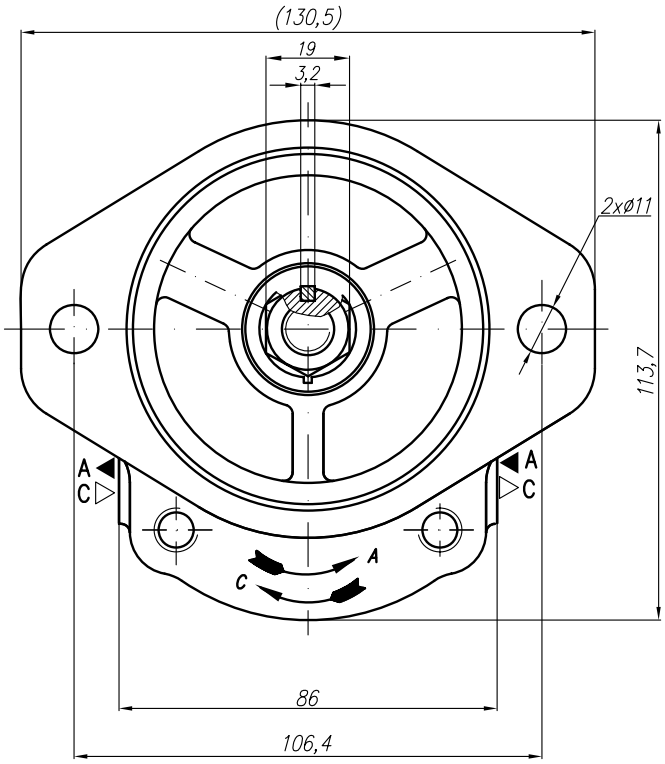

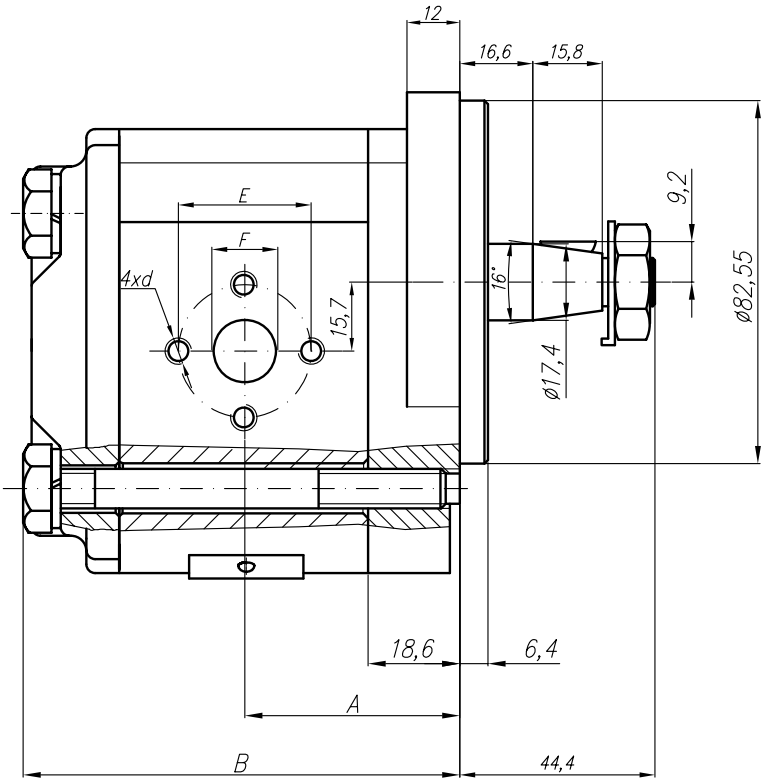

Type	Displacement	Flow		Pressure	max Speed	Dimension							
		at 1500 rpm	at max rpm	P_{nom}	n	A	B	Inlet			Outlet		
	cm^3/rev	l/min	l/min	bar	rpm	mm	mm	E	F	d	E	F	d
20A(C)4,5X541	4,5	6,14	14,33	250	3500			30,2	13,1	M6-6H	30,2	13,1	M6-6H
20A(C)6,3X541	6,3	8,69	20,29	250	3500								
20A(C)8,2X541	8,2	11,32	26,40	250	3500								
20A(C)10X541	10	13,95	32,55	250	3500			39,7	19	M8-6H		14,2	
20A(C)11X541	11,3	15,76	36,78	250	3500	48	106						
20A(C)12X541	12	16,92	39,48	250	3500								
20A(C)14X541	14	19,95	46,55	250	3500								
20A(C)15X541	15	21,60	36,00	250	2500								
20A(C)16X541	16	23,04	38,40	250	2500								
20A(C)19X541	19	27,36	45,60	200	2500								
20A(C)22X541	22	31,68	42,24	180	2000								
20A(C)25X541	25	36,00	48,00	160	2000						39,7	19	M8

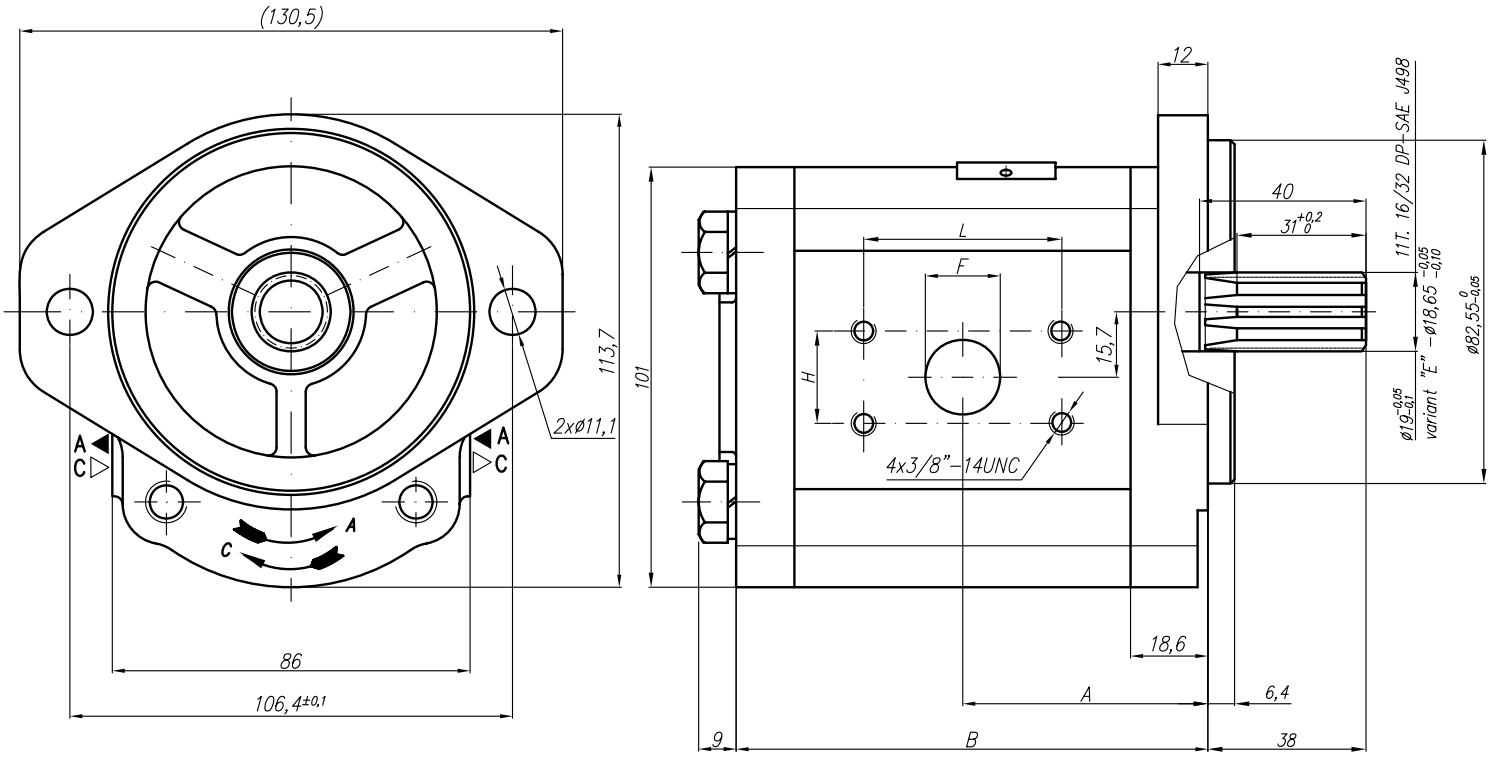

Variant "U"

SAE J475 (ISO R725)

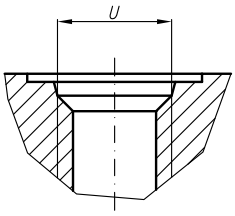

Type	Displacement	Flow		Pressure	max Speed	Dimension														
		at 1500 rpm	at max rpm	P_{nom}	n	A	B	Inlet					Outlet				
	cm^3/rev	l/min	l/min	bar	rpm	mm	mm	E	H	d	F	U	E	H	d	F	U
20A(C)15X550HD...	15	20,48	47,78	250	3500	55,6	106,8	52,7	26	3/8"-14UNC-2B	24	1 1/16"-12UNF	47,6	22	3/8"-14UNC-2B	17	7/8"-14UNF
20A(C)16X550HD...	16	22,08	51,52	250	3500	56,6	108,4										
20A(C)17,3X550HD..	17,3	23,87	55,71	250	3500	57,6	110,5										
20A(C)18,2X550HD..	18,2	25,39	59,24	250	3500	58,4	112,1										
20A(C)19X550HD...	19	26,51	61,85	250	3500	59	113,4										
20A(C)22X550HD...	22	31,02	72,38	250	3500	61,5	118,4										
20A(C)25X550HD...	25	35,63	83,13	250	3500	63,9	123,3										
20A(C)28X550HD...	28	40,32	67,20	250	2500	66,4	128,1					1 5/16"-12UNF					1 1/16"-12UNF
20A(C)32X550HD...	32	46,08	76,80	250	2500	69,6	134,4										
20A(C)36X550HD...	36	51,84	86,40	200	2500	72,8	141										

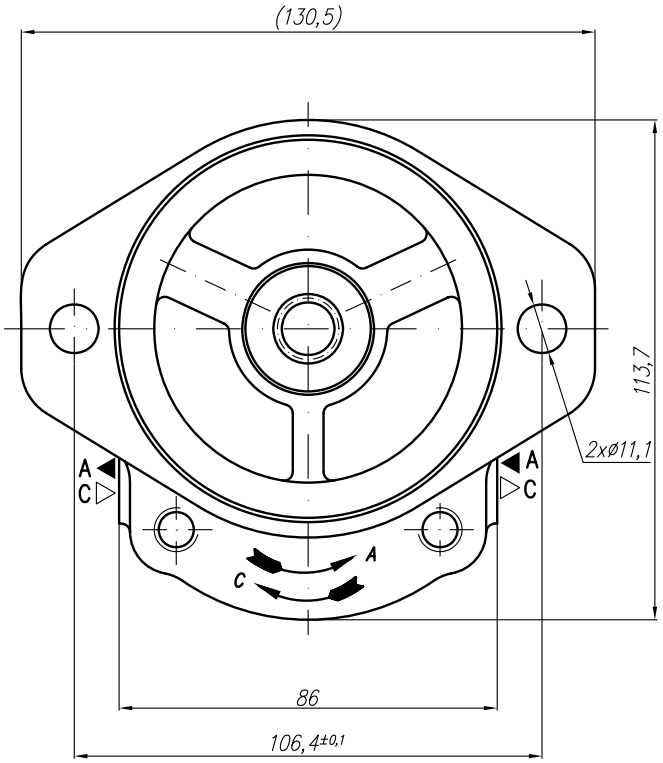

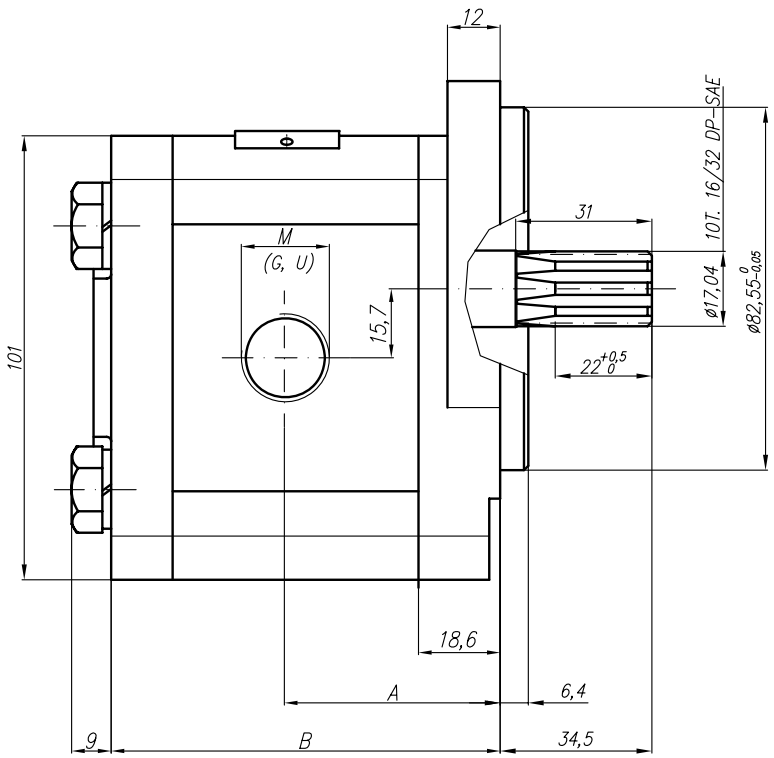

Type	Displacement	Flow		Pressure	max Speed	Dimension							
		at 1500 rpm	at max rpm	P_{nom}	n	A	B	Inlet			Outlet		
	cm^3/rev	l/min	l/min	bar	rpm	mm	mm	M	G	U	M	G	U
20A(C)4,5X554...	4,5	6,14	14,33	250	3500	41,4	79,6	M20x1,5	G1/2	1 1/16"-12UNF	M16x1,5	G1/2	7/8"-14UNF
20A(C)6,3X554...	6,3	8,69	20,29	250	3500	42,6	82,6						
20A(C)8,2X554...	8,2	11,32	26,40	250	3500	44,7	85,5						
20A(C)10X554...	10	13,95	32,55	250	3500	49,1	88,6		G3/4				
20A(C)11X554...	11,3	15,76	36,78	250	3500	49,1	90,7						
20A(C)12X554...	12	16,92	39,48	250	3500	49,1	91,9						
20A(C)14X554...	14	19,95	46,55	250	3500	49,1	95						
20A(C)15X554...	15	21,60	36,00	250	2500	49,1	96,5						
20A(C)16X554...	16	23,04	38,40	250	2500	49,1	98,2						
20A(C)19X554...	19	27,36	45,60	200	2500	49,1	103,1				M20X1,5		
20A(C)22X554...	22	31,68	42,24	180	2000	56,6	108,1						
20A(C)25X554...	25	36,00	48,00	160	2000	58,8	113						
20A(C)14X554H...	14	20,16	47,04	250	3500	55,3	105,7	M20x1,5	G3/4	1 1/16"-12UNF	M16x1,5	G1/2	7/8"-14UNF
20A(C)15X554H...	15	21,60	43,20	250	3000	55,6	106,8						
20A(C)16X554H...	16	23,04	46,08	250	3000	56,5	108,4						
20A(C)17,3X554H...	17,3	24,91	49,82	230	3000	57,6	110,5						
20A(C)18,2X554H...	18,2	26,21	52,42	210	3000	58,4	112,1						
20A(C)19X554H...	19	27,36	54,72	200	3000	59	113,4						
20A(C)22X554H...	22	31,68	52,80	180	2500	61,5	118,4						
20A(C)25X554H...	25	36,00	60,00	160	2500	63,9	123,3						
20A(C)28X554H...	28	40,32	67,20	130	2500	66,4	128,1	M27x2	G1	1 5/16"-12	M20x1,5	G3/4	1 1/16"-12
20A(C)32X554H...	32	46,08	61,44	120	2000	69,6	134,4						
20A(C)36X554H...	36	51,84	69,12	100	2000	72,8	141						

Rotation "C"

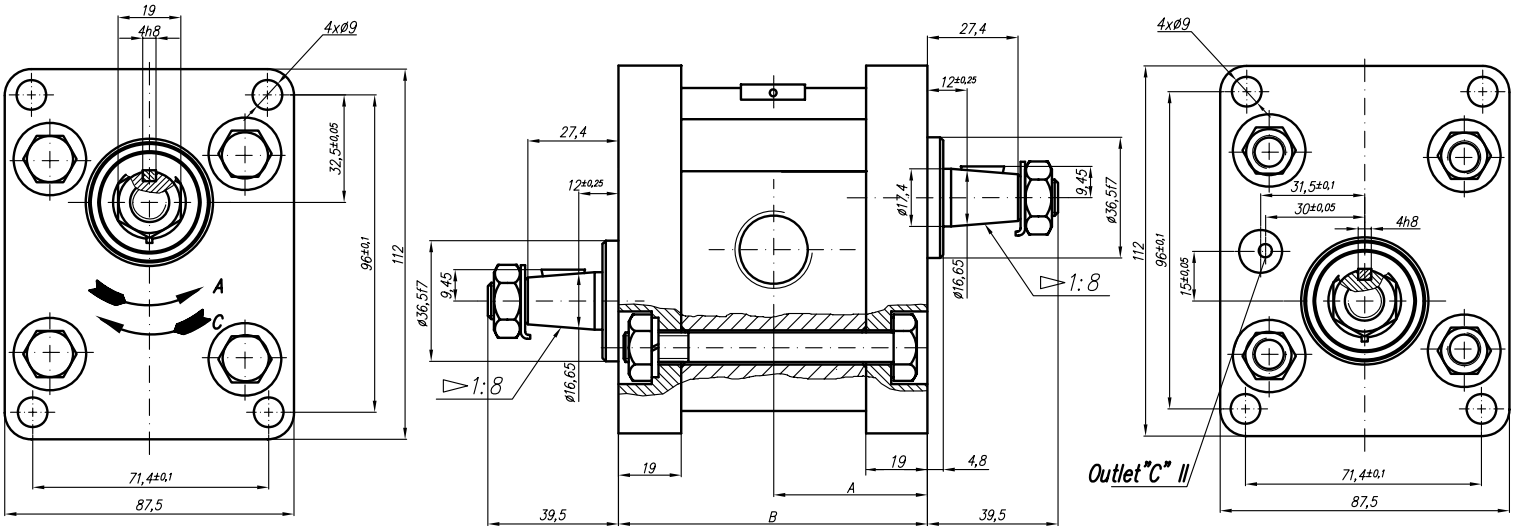

Rotation "A"

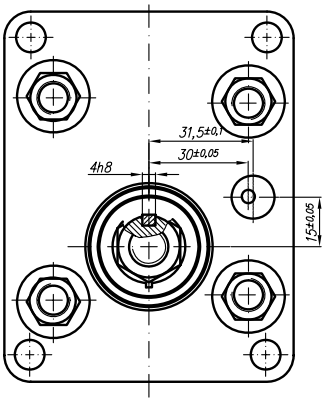

Symbol

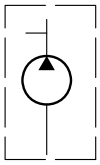

Type	Displacement	Flow		Pressure	max Speed	Dimension							
		at 1500 rpm	at max rpm	P_{nom}	n	A	B	Inlet			Outlet		
	cm^3/rev	l/min	l/min	bar	rpm	mm	mm	M	G	U	M	G	U
20A(C)4,5X560...	4,5	6,14	14,33	250	3500								
20A(C)6,3X560...	6,3	8,69	20,29	250	3500								
20A(C)8,2X560...	8,2	11,32	26,40	250	3500								
20A(C)10X560...	10	13,95	32,55	250	3500								
20A(C)11X560...	11,3	15,76	36,78	250	3500	48	96						
20A(C)12X560...	12	16,92	39,48	250	3500								
20A(C)14X560...	14	19,95	46,55	250	3500	51,2	100,4					3/4"	
20A(C)15X560...	15	21,60	36,00	250	2500				3/4"				
20A(C)16X560...	16	23,04	38,40	250	2500								
20A(C)19X560...	19	27,36	45,60	200	2500								
20A(C)22X560...	22	31,68	42,24	180	2000								
20A(C)25X560...	25	36,00	48,00	160	2000								

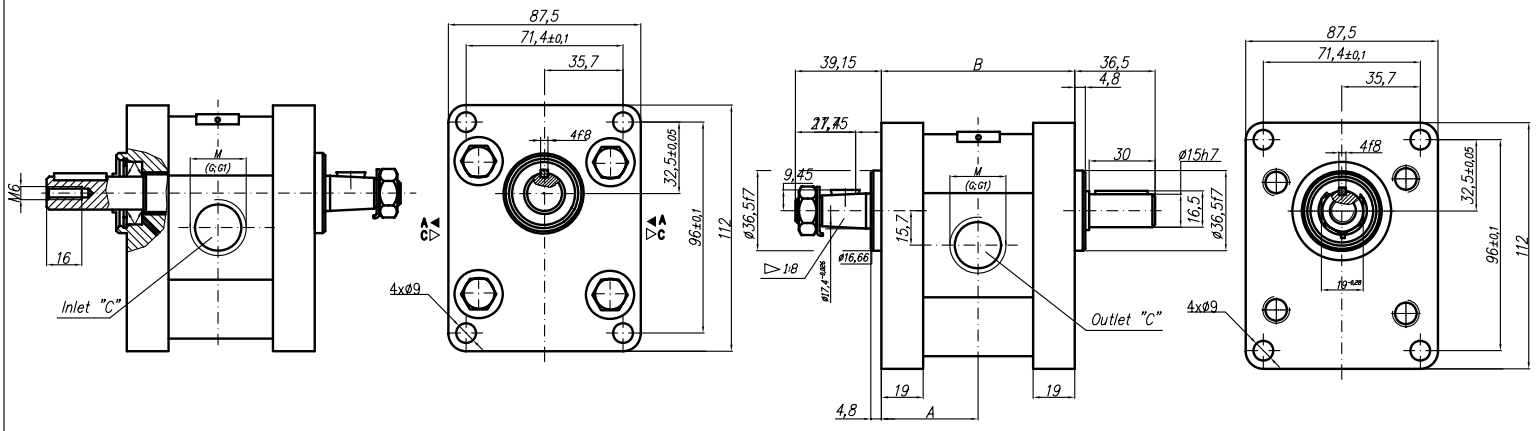

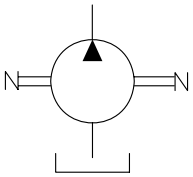

Type	Displacement	Flow		Pressure	max Speed	Dimension							
		at 1500 rpm	at max rpm	P_{nom}	n	A	B	Inlet			Outlet		
	cm^3/rev	l/min	l/min	bar	rpm	mm	mm	M	G	U	M	G	U
20A(C)4,5Y566D...	4,5	6,14	14,33	250	3500	41,8	85	M20x1,5	G1/2	1 1/16"-12UNF	M16x1,5	G1/2	7/8"-14UNF
20A(C)6,3Y566D...	6,3	8,69	20,29	250	3500	43	88						
20A(C)8,2Y566D...	8,2	11,32	26,40	250	3500	45,1	90,9						
20A(C)10Y566D...	10	13,95	32,55	250	3500	49,5	94		G3/4				
20A(C)11Y566D...	11,3	15,76	36,78	250	3500	49,5	96						
20A(C)12Y566D...	12	16,92	39,48	250	3500	49,5	97,3						
20A(C)14Y566D...	14	19,95	46,55	250	3500	49,5	100,4						
20A(C)15Y566D...	15	21,60	36,00	250	2500	49,5	102						
20A(C)16Y566D...	16	23,04	38,40	250	2500	49,5	103,5						
20A(C)19Y566D...	19	27,36	45,60	200	2500	49,5	108,5				M20X1,5		
20A(C)22Y566D...	22	31,68	42,24	180	2000	57	113,5						
20A(C)25Y566D...	25	36,00	48,00	160	2000	59,2	118,4						

Variant with simmerring in front cover designation:

20A(C)...X567...AS

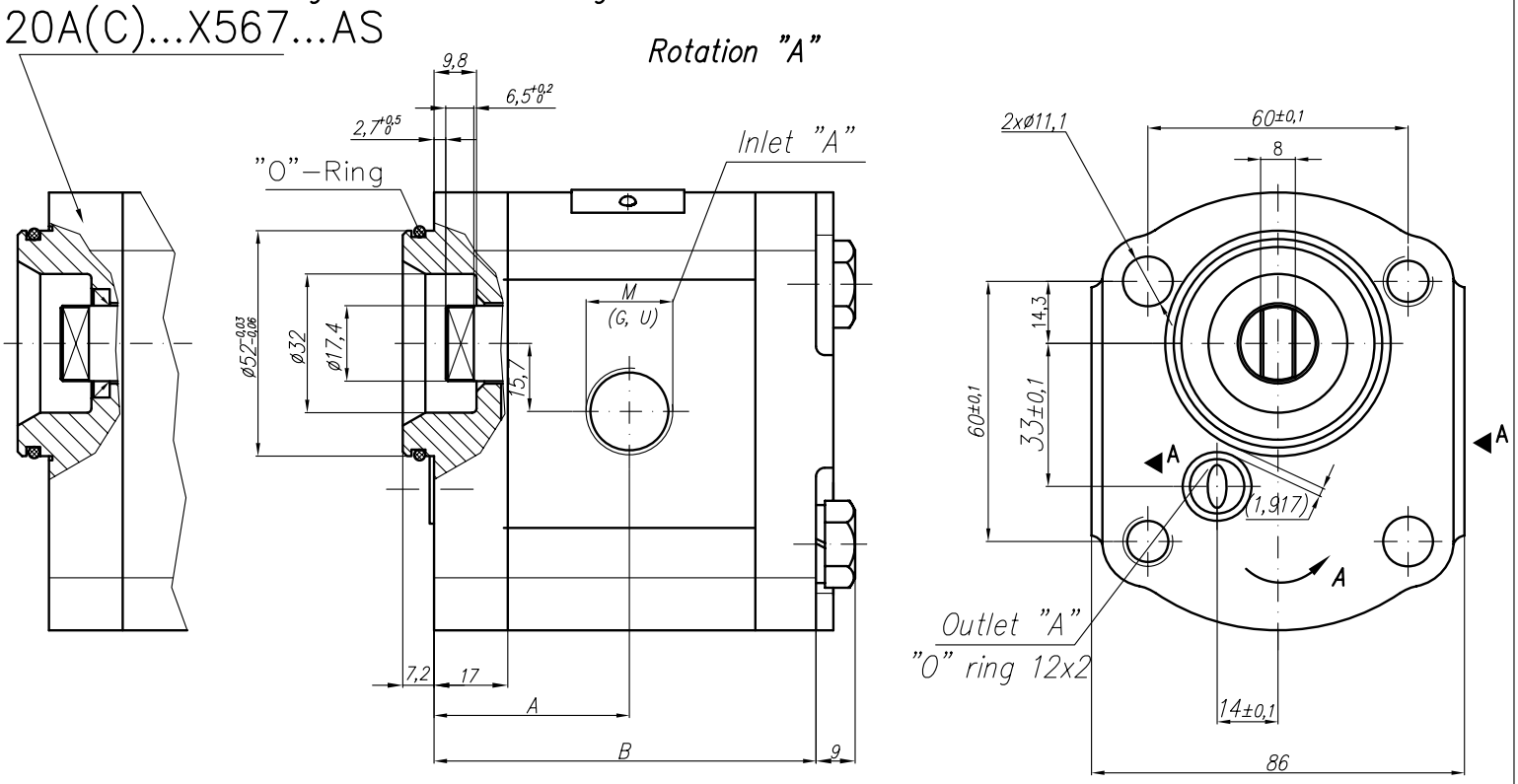

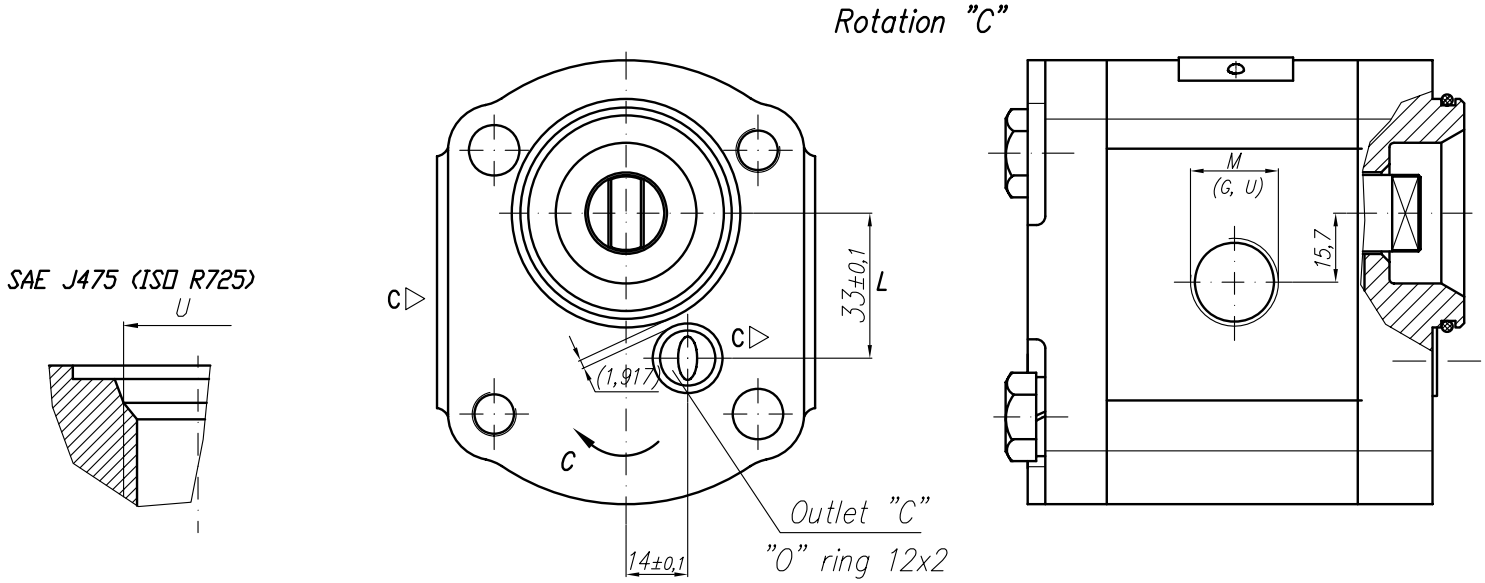

Type	Displacement	Flow		Pressure	max Speed	Dimension										
		at 1500 rpm	at max rpm	P_{nom}	n	A	B	Inlet					Outlet			
	cm^3/rev	l/min	l/min	bar	rpm	mm	mm	M	M1	G		U				
20A(C)4,5X567...	4,5	6,14	14,33	250	3500	40,5	78	M20x1,5	M18x1,5	G1/2"		1 1/16"-12 UNF				
20A(C)6,3X567...	6,3	8,69	20,29	250	3500	42	81									
20A(C)8,2X567...	8,2	11,32	26,40	250	3500	43,5	83,9									
20A(C)10X567...	10	13,95	32,55	250	3500	45	87			G3/4"						
20A(C)11X567...	11,3	15,76	36,78	250	3500	46	89,1									
20A(C)12X567...	12	16,92	39,48	250	3500	46,6	90,3									
20A(C)14X567...	14	19,95	46,55	250	3500	48	93,4									
20A(C)15X567...	15	21,60	36,00	250	2500	49	95									
20A(C)16X567...	16	23,04	38,40	250	2500	50	96,6									
20A(C)19X567...	19	27,36	45,60	200	2500	52	101,5									
20A(C)22X567...	22	31,68	42,24	180	2000	55	106,5									
20A(C)25X567...	25	36,00	48,00	160	2000	57,2	112,1									

Designed as a first section of tandem pumps group 21A(C)...X573.../...

Rotation "A"

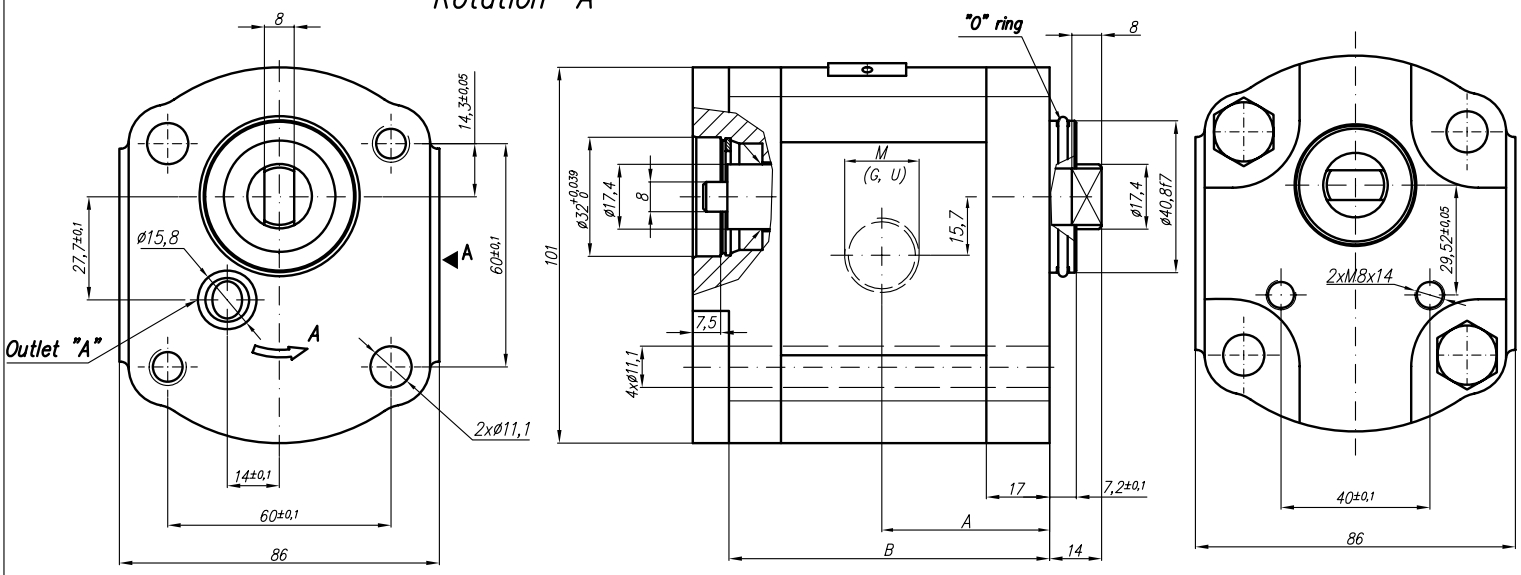

Rotation "C"

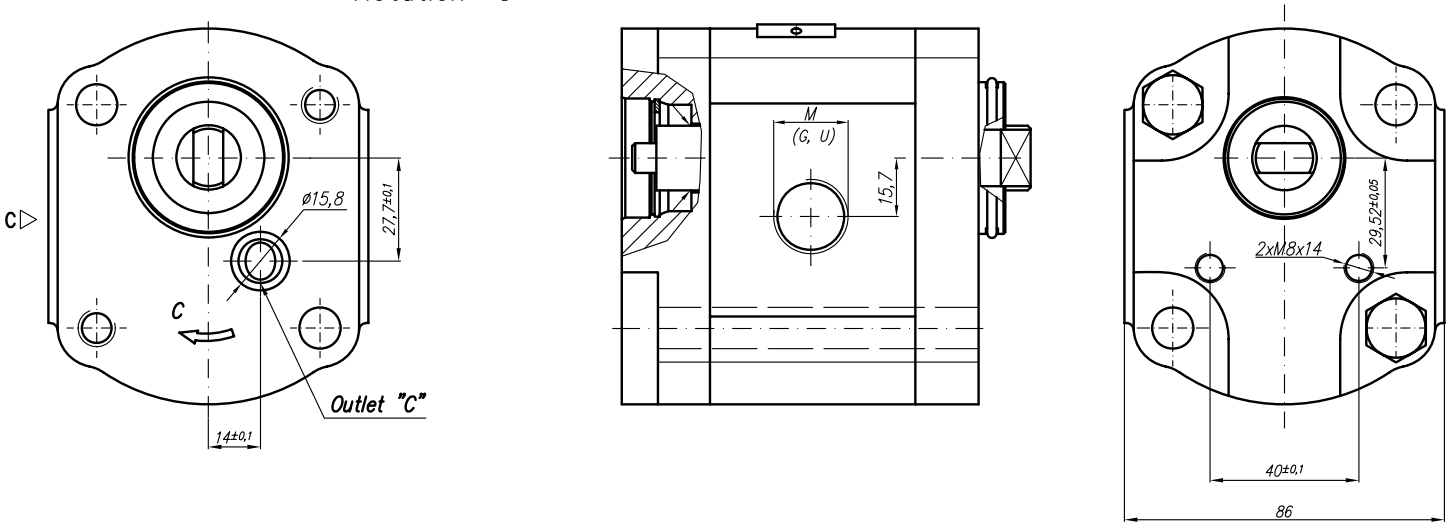

Type	Displacement	Flow		Pressure	max Speed	Dimension							
		at 1500 rpm	at max rpm	P_{nom}	n	A	B	Inlet			Outlet		
	cm^3/rev	l/min	l/min	bar	rpm	mm	mm	M	G	U	M	G	U
20A(C)4,5X573...	4,5	6,14	14,33	250	3500	39,8	87,7	M20x1,5	G1/2	1 1/16"-12UNF			
20A(C)6,3X573...	6,3	8,69	20,29	250	3500	41	90,7						
20A(C)8,2X573...	8,2	11,32	26,40	250	3500	43,1	93,6						
20A(C)10X573...	10	13,95	32,55	250	3500	47,5	95,6		G3/4				
20A(C)11X573...	11,3	15,76	36,78	250	3500	47,5	98,7						
20A(C)12X573...	12	16,92	39,48	250	3500	47,5	100						
20A(C)14X573...	14	19,95	46,55	250	3500	47,5	103,1						
20A(C)15X573...	15	21,60	36,00	250	2500	47,5	104,6						
20A(C)16X573...	16	23,04	38,40	250	2500	47,5	106,2						
20A(C)19X573...	19	27,36	45,60	200	2500	47,5	112,2						
20A(C)22X573...	22	31,68	42,24	180	2000	55	116,2						
20A(C)25X573...	25	36,00	48,00	160	2000	57,2	121,1						

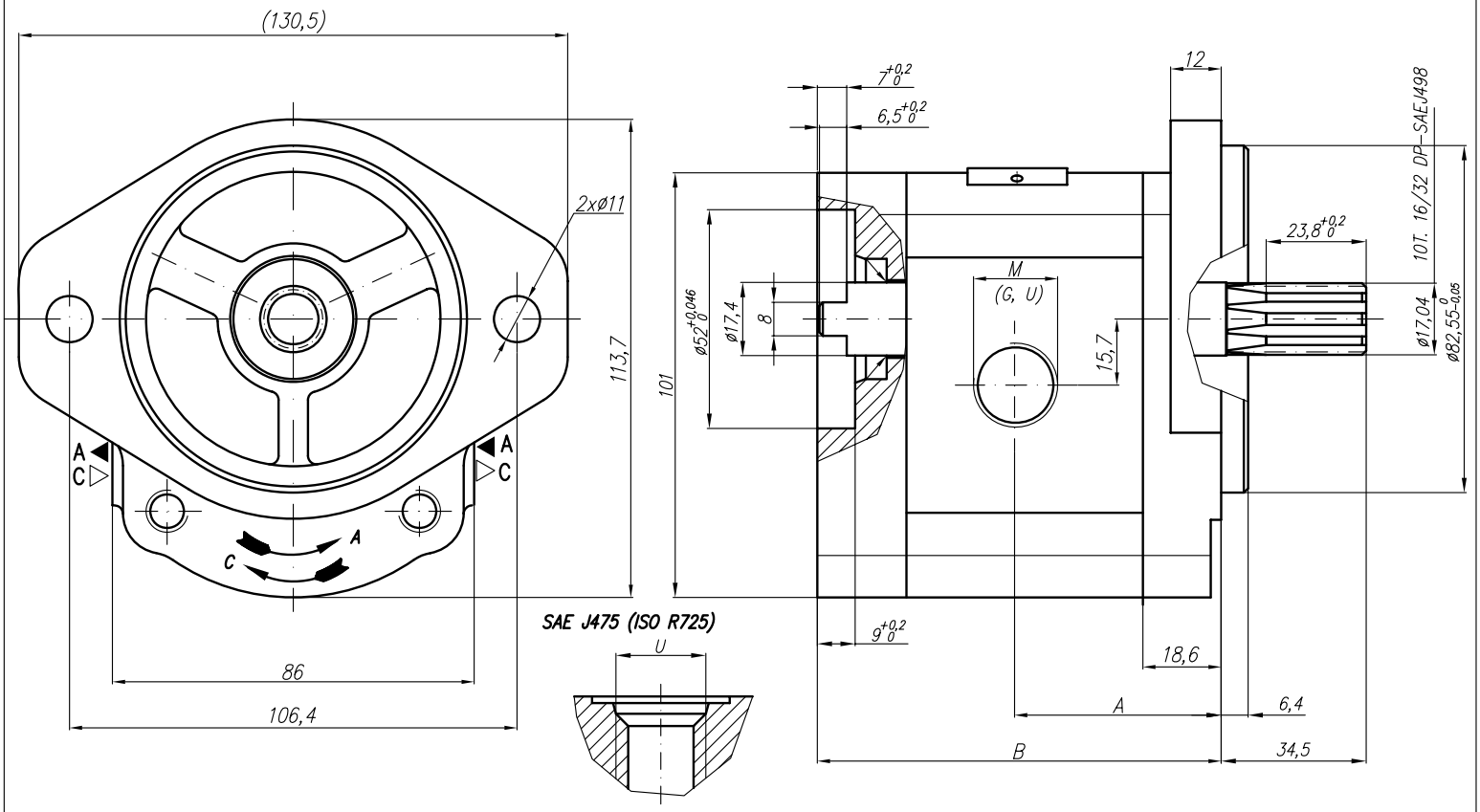

Type	Displacement	Flow		Pressure	max Speed	Dimension							
		at 1500 rpm	at max rpm	P_{nom}	n	A	B	Inlet			Outlet		
	cm^3/rev	l/min	l/min	bar	rpm	mm	mm	M	G	U	M	G	U
20A(C)4,5X574...	4,5	6,14	14,33	250	3500	41,4	86,8	M20x1,5	G1/2	1 1/16"-12UNF	M16x1,5	G1/2	7/8"-14UNF
20A(C)6,3X574...	6,3	8,69	20,29	250	3500	42,6	89,8						
20A(C)8,2X574...	8,2	11,32	26,40	250	3500	44,7	92,7						
20A(C)10X574...	10	13,95	32,55	250	3500	49,1	95,7		G3/4				
20A(C)11X574...	11,3	15,76	36,78	250	3500	49,1	97,8						
20A(C)12X574...	12	16,92	39,48	250	3500	49,1	99,1						
20A(C)14X574...	14	19,95	46,55	250	3500	49,1	102,2						
20A(C)15X574...	15	21,60	36,00	250	2500	49,1	103,7						
20A(C)16X574...	16	23,04	38,40	250	2500	49,1	105,3						
20A(C)19X574...	19	27,36	45,60	200	2500	49,1	110,3				M20X1,5		
20A(C)22X574...	22	31,68	42,24	180	2000	56,6	115,3						
20A(C)25X574...	25	36,00	48,00	160	2000	58,8	120,2						
20A(C)14X574H...	14	20,16	47,04	250	3500	54,3	112,5	M20x1,5	G3/4	1 1/16"-12UNF	M16x1,5	G1/2	7/8"-14UNF
20A(C)15X574H...	15	21,60	43,20	250	3000	55,6	114						
20A(C)16X574H...	16	23,04	46,08	250	3000	56,5	115,6						
20A(C)17,3X574H...	17,3	24,91	49,82	230	3000	57,6	117,7						
20A(C)18,2X574H...	18,2	26,21	52,42	210	3000	58,4	119,3						
20A(C)19X574H...	19	27,36	54,72	200	3000	59	120,6						
20A(C)22X574H...	22	31,68	52,80	180	2500	61,5	125,6						
20A(C)25X574H...	25	36,00	60,00	160	2500	63,9	130,5						
20A(C)28X574H...	28	40,32	67,20	130	2500	66,4	135,5	M27x2	G1	1 5/16"-12	M20x1,5	G3/4	1 1/16"-12
20A(C)32X574H...	32	46,08	61,44	120	2000	69,6	141,6						
20A(C)36X574H...	36	51,84	69,12	100	2000	72,8	148,2						

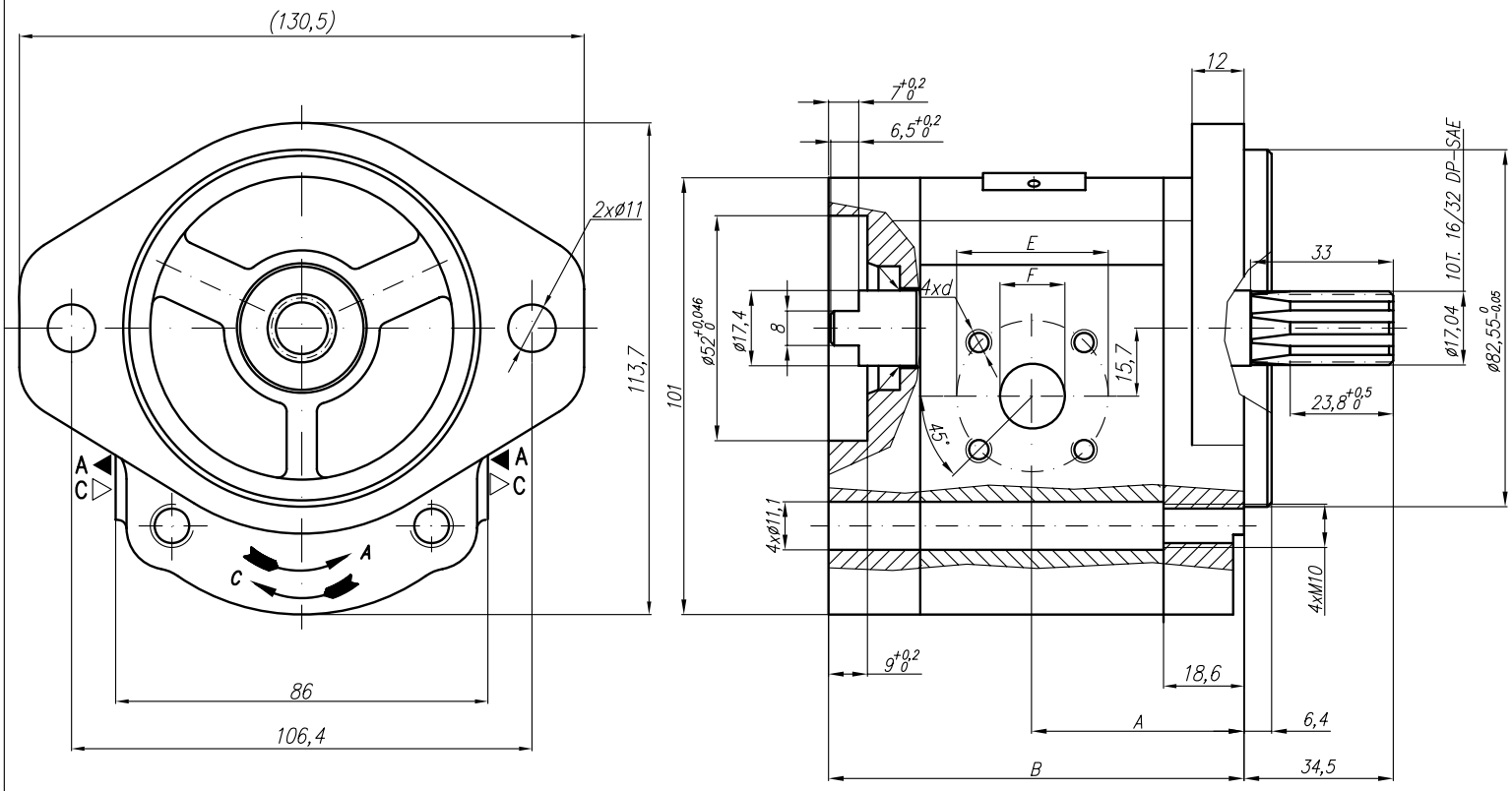

Type	Displacement	Flow		Pressure	max Speed	Dimension							
		at 1500 rpm	at max rpm	P_{nom}	n	A	B	Inlet			Outlet		
	cm^3/rev	l/min	l/min	bar	rpm	mm	mm	M	G	U	M	G	U
20A(C)4,5X577	4,5	6,14	14,33	250	3500	41,4	86,8	40	15	M6-6H	35	15	M6-6H
20A(C)6,3X577	6,3	8,69	20,29	250	3500	42,6	89,8						
20A(C)8,2X577	8,2	11,32	26,40	250	3500	44,7	92,7		20				
20A(C)10X577	10	13,95	32,55	250	3500	49,1	95,7						
20A(C)11X577	11,3	15,76	36,78	250	3500	49,1	97,8						
20A(C)12X577	12	16,92	39,48	250	3500	49,1	99,1						
20A(C)14X577	14	19,95	46,55	250	3500	49,1	102,2						
20A(C)15X577	15	21,60	36,00	250	2500	49,1	103,7						
20A(C)16X577	16	23,04	38,40	250	2500	49,1	105,3						
20A(C)19X577	19	27,36	45,60	200	2500	49,1	110,3						
20A(C)22X577	22	31,68	42,24	180	2000	56,6	115,3						
20A(C)25X577	25	36,00	48,00	160	2000	58,8	120,2						
20A(C)14X577H	14	20,16	47,04	250	3500	54,3	112,5	40	20	M6-6H	35	15	M6-6H
20A(C)15X577H	15	21,60	43,20	250	3000	55,6	114						
20A(C)16X577H	16	23,04	46,08	250	3000	56,5	115,6						
20A(C)17,3X577H	17,3	24,91	49,82	230	3000	57,6	117,7						
20A(C)18,2X577H	18,2	26,21	52,42	210	3000	58,4	119,3						
20A(C)19X577H	19	27,36	54,72	200	3000	59	120,6						
20A(C)22X577H	22	31,68	52,80	180	2500	61,5	125,6						
20A(C)25X577H	25	36,00	60,00	160	2500	63,9	130,5				40	20	
20A(C)28X577H	28	40,32	67,20	130	2500	66,4	135,5						
20A(C)32X577H	32	46,08	61,44	120	2000	69,6	141,6						
20A(C)36X577H	36	51,84	69,12	100	2000	72,8	148,2						

Designed as a first section of tandem gear pumps group 21A(C)...X578/... (IIgroup/Igroup).

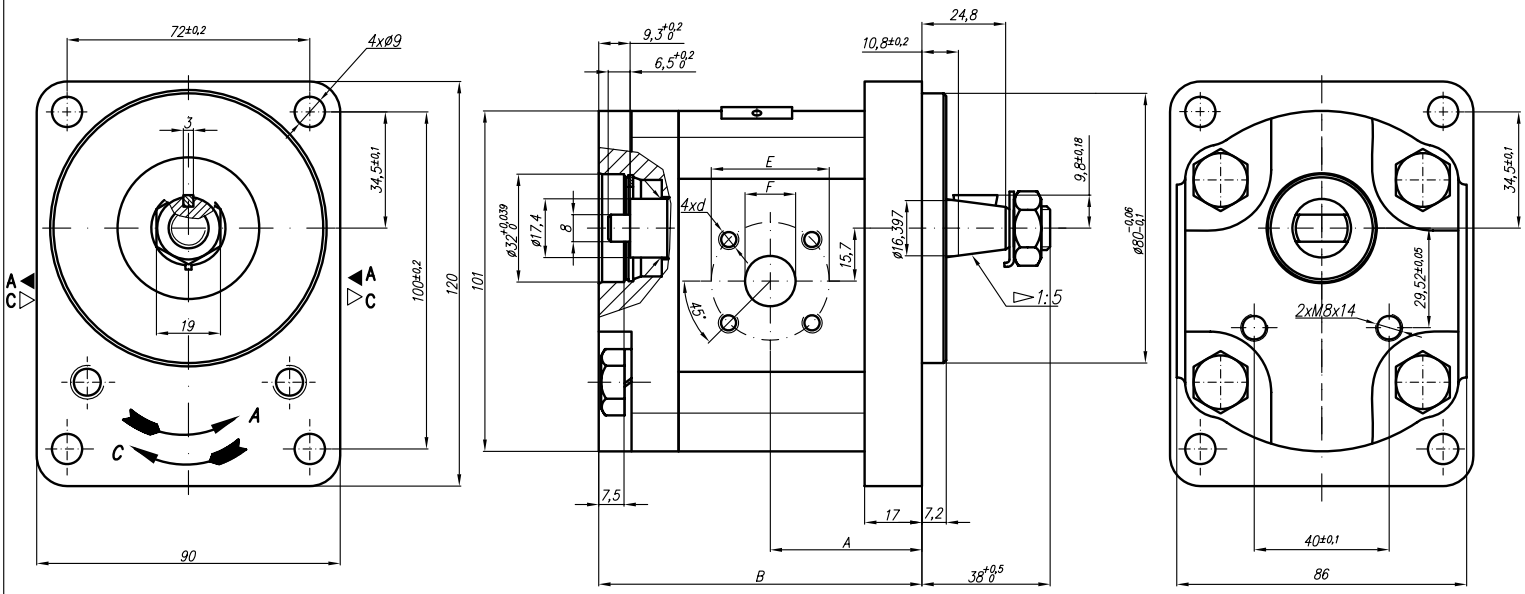

Type	Displacement	Flow		Pressure	max Speed	Dimension							
		at 1500 rpm	at max rpm	P_{nom}	n	A	B	Inlet			Outlet		
	cm^3/rev	l/min	l/min	bar	rpm	mm	mm	E	F	d	E	F	d
20A(C)4,5X578	4,5	6,14	14,33	250	3500	39,8	87,6	40	15	M6-6H	35	15	M6-6H
20A(C)6,3X578	6,3	8,69	20,29	250	3500	41	90,6						
20A(C)8,2X578	8,2	11,32	26,40	250	3500	43,1	93,5		20				
20A(C)10X578	10	13,95	32,55	250	3500	47,5	96,6						
20A(C)11X578	11,3	15,76	36,78	250	3500	47,5	98,7						
20A(C)12X578	12	16,92	39,48	250	3500	47,5	99,9						
20A(C)14X578	14	19,95	46,55	250	3500	47,5	103						
20A(C)15X578	15	21,60	36,00	250	2500	47,5	104,5						
20A(C)16X578	16	23,04	38,40	250	2500	47,5	106,2						
20A(C)19X578	19	27,36	45,60	200	2500	47,5	111,1						
20A(C)22X578	22	31,68	42,24	180	2000	55	116,1						
20A(C)25X578	25	36,00	48,00	160	2000	57,2	121,1						

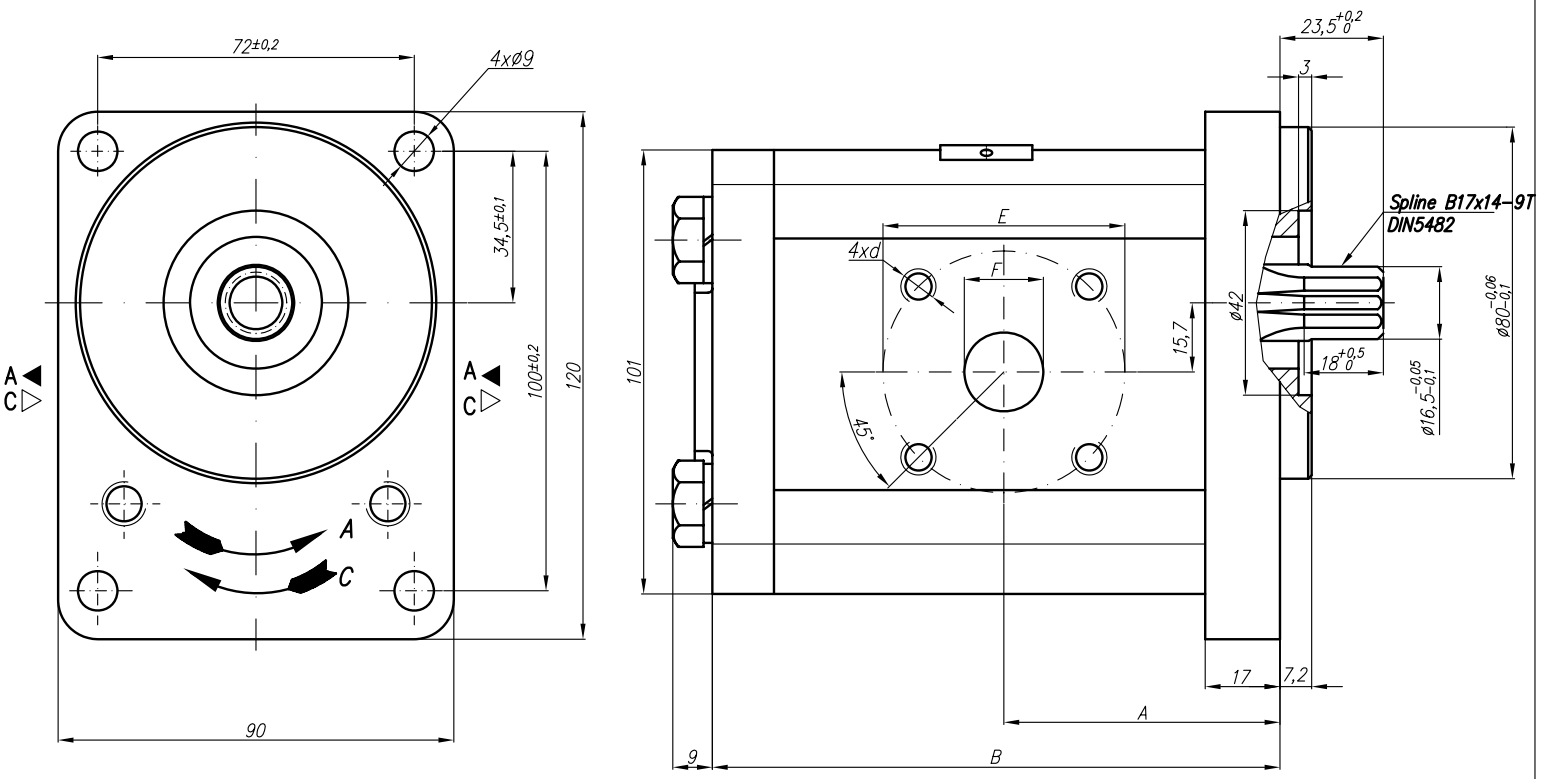

Type	Displacement	Flow		Pressure	max Speed	Dimension							
		at 1500 rpm	at max rpm	P_{nom}	n	A	B	Inlet			Outlet		
	cm^3/rev	l/min	l/min	bar	rpm	mm	mm	E	F	d	E	F	d
20A(C)14X581	14	20,16											
20A(C)15X581	15	21,60											
20A(C)16X581	16	23,04											
20A(C)17,3X581	17,3	24,91											
20A(C)18,2X581	18,2	26,21											
20A(C)19X581	19	27,36											
20A(C)22X581	22	31,68											
20A(C)25X581	25	36,00											
20A(C)28X581	28	40,32	67,20	50	2500			55	29	M8-6H	55	18	M8-6H
20A(C)32X581	32	46,08	61,44	50	2000								
20A(C)36X581	36	51,84	69,12	50	2000	62,8	129,1						

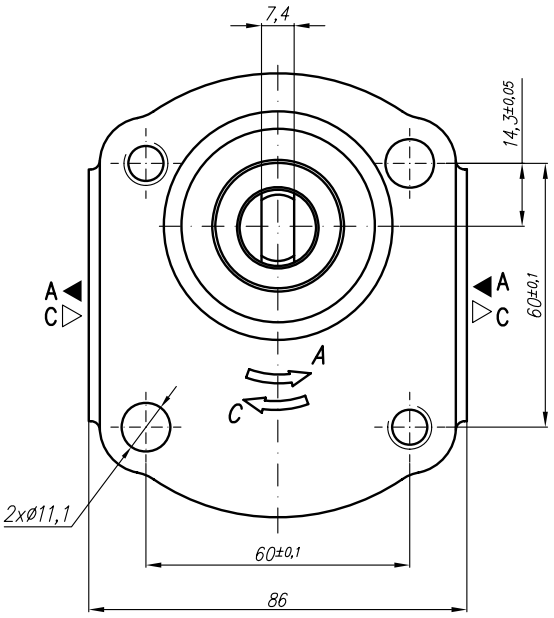

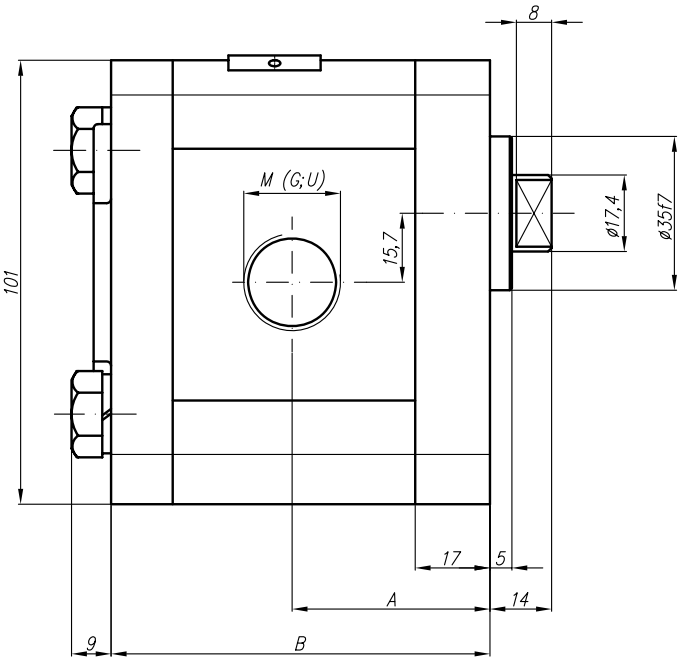

Type	Displacement	Flow		Pressure	max Speed	Dimension							
		at 1500 rpm	at max rpm	P_{nom}	n	A	B	Inlet			Outlet		
	cm^3/rev	l/min	l/min	bar	rpm	mm	mm	M	G	U	M	G	U
20A(C)4,5X583...	4,5	6,14	14,33	250	3500	37,3	75,1	M18x1,5			M18x1,5		
20A(C)6,3X583...	6,3	8,69	20,29	250	3500	38,6	78						
20A(C)8,2X583...	8,2	11,32	26,40	250	3500	40,6	78						
20A(C)10X583...	10	13,95	32,55	250	3500	45	87						
20A(C)11X583...	11,3	15,76	36,78	250	3500	45	89,1						
20A(C)12X583...	12	16,92	39,48	250	3500	45	90,3						
20A(C)14X583...	14	19,95	46,55	250	3500								
20A(C)15X583...	15	21,60	36,00	250	2500								
20A(C)16X583...	16	23,04	38,40	250	2500								
20A(C)19X583...	19	27,36	45,60	200	2500								
20A(C)22X583...	22	31,68	42,24	180	2000								
20A(C)25X583...	25	36,00	48,00	160	2000								

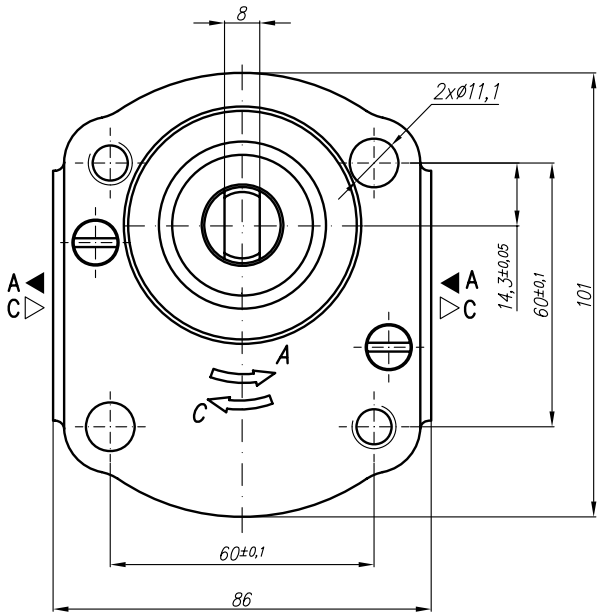

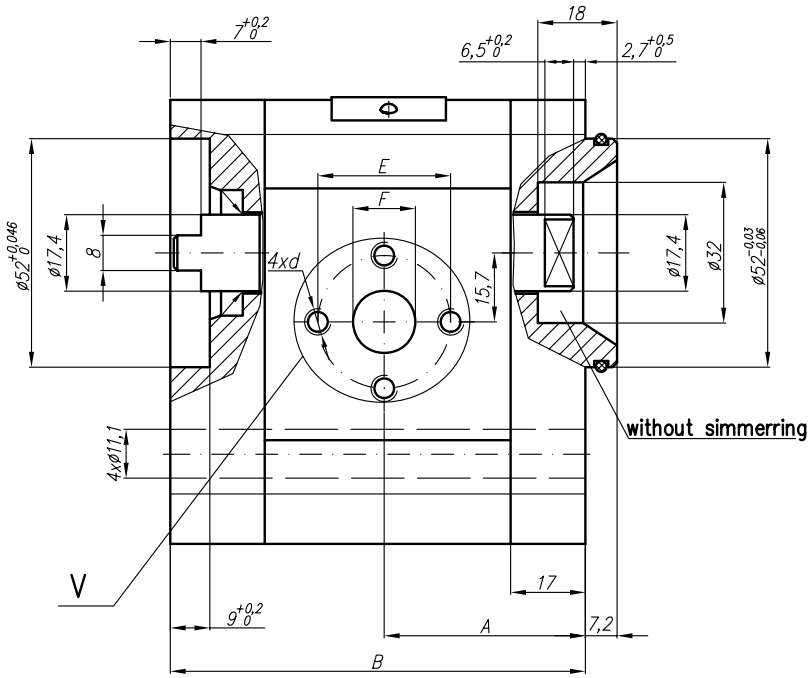

V
Variants for ports – M;G;U

Designations:

...X586 – Normal version (flanges);
...X586M – Metric threads;
...X586G – GAS threads;
...X586U – SAE UNF threads;

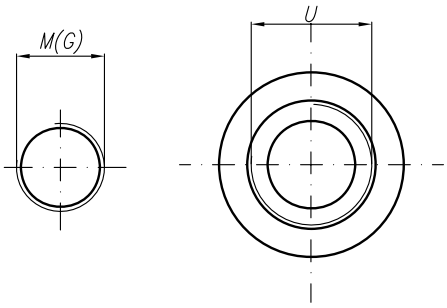

SAE J475 (ISO R725)

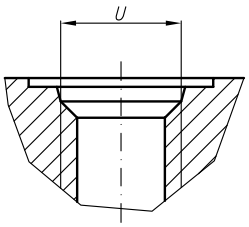

Type	Displacement	Flow		Pressure	max Speed	Dimension															
		at 1500 rpm	at max rpm	P_{nom}	n	A	B	Inlet						Outlet					
	cm^3/rev	l/min	l/min	bar	rpm	mm	mm	E	F	d	M	G	U	E	F	d	M	G	U
20A(C)4,5X586...	4,5	6,14	14,33	250	3500	40,5	85,2	30,2	13,1	M6-6H	M20x1,5	G1/2	1 1/16"-12UNF	30,2	13,1	M6-6H	M16x1,5	G1/2	7/8"-14UNF
20A(C)6,3X586...	6,3	8,69	20,29	250	3500	42	88,2												
20A(C)8,2X586...	8,2	11,32	26,40	250	3500	43,5	91,1												
20A(C)10X586...	10	13,95	32,55	250	3500	45	94,1	39,7	19	M8-6H		G3/4			14,2				
20A(C)11X586...	11,3	15,76	36,78	250	3500	46	96,2												
20A(C)12X586...	12	16,92	39,48	250	3500	46,6	97,5												
20A(C)14X586...	14	19,95	46,55	250	3500	48	100,6												
20A(C)15X586...	15	21,60	36,00	250	2500	49	102,1												
20A(C)16X586...	16	23,04	38,40	250	2500	50	103,8												
20A(C)19X586...	19	27,36	45,60	200	2500	52	108,7										M20x1,5		
20A(C)22X586...	22	31,68	42,24	180	2000	55	113,7												
20A(C)25X586...	25	36,00	48,00	160	2000	57,2	118,5							39,7	19	M8			

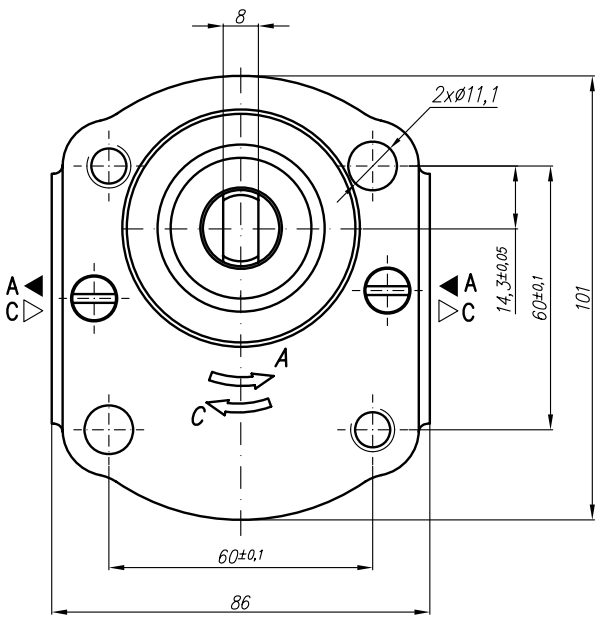

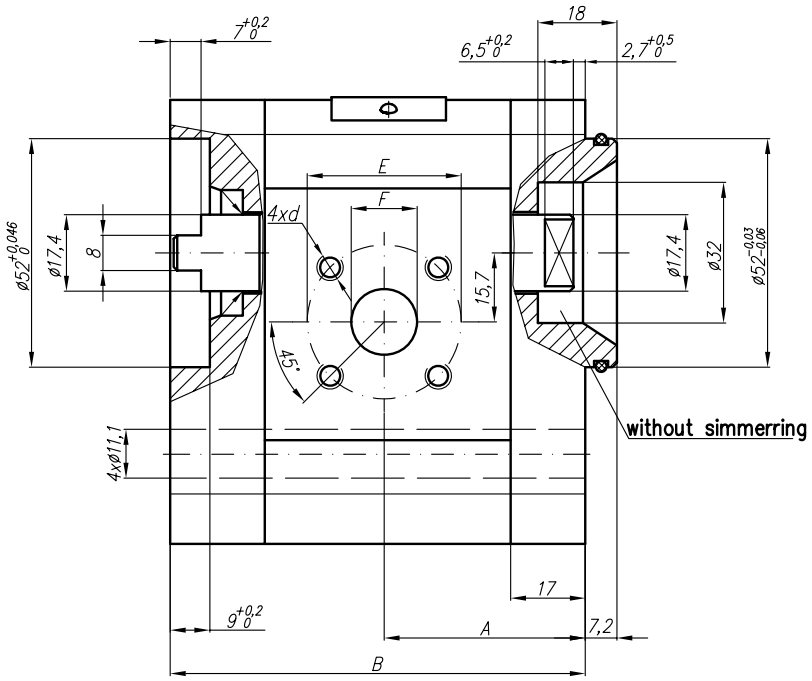

Type	Displacement	Flow		Pressure	max Speed	Dimension							
		at 1500 rpm	at max rpm	P_{nom}	n	A	B	Inlet			Outlet		
	cm^3/rev	l/min	l/min	bar	rpm	mm	mm	E	F	d	E	F	d
20A(C)4,5X586B	4,5	6,14	14,33	250	3500	40,5	85,2	40	15	M6-6H	35	15	M6-6H
20A(C)6,3X586B	6,3	8,69	20,29	250	3500	42	88,2						
20A(C)7X586B	7	9,66	22,54	250	3500	42,5	89,3		20				
20A(C)8,2X586B	8,2	11,32	26,40	250	3500	43,5	91,1						
20A(C)10X586B	10	13,95	32,55	250	3500	45	94,1						
20A(C)11X586B	11,3	15,76	36,78	250	3500	46	96,2						
20A(C)12X586B	12	16,92	39,48	250	3500	46,6	97,5						
20A(C)14X586B	14	19,95	46,55	250	3500	48	100,6						
20A(C)15X586B	15	21,60	36,00	250	2500	49	102,1						
20A(C)16X586B	16	23,04	38,40	250	2500	50	103,8						
20A(C)17,3X586B	17,3	24,91	41,52	230	2500	50,8	105,8						
20A(C)19X586B	19	27,36	45,60	200	2500	52	108,7						
20A(C)22X586B	22	31,68	42,24	180	2000	55	113,7						
20A(C)25X586B	25	36,00	48,00	160	2000	57,2	118,5						

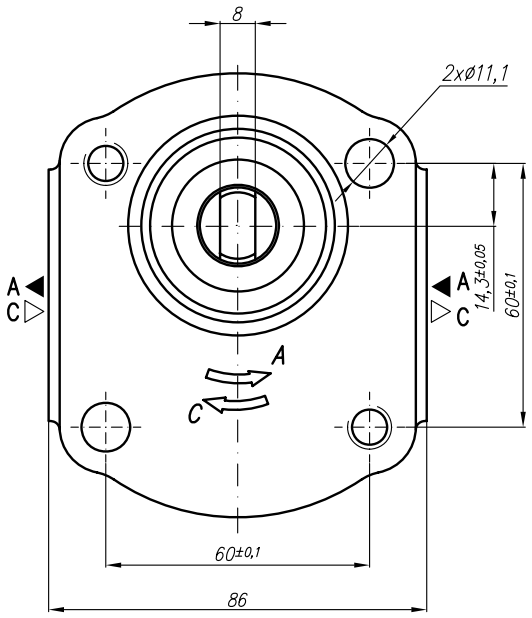

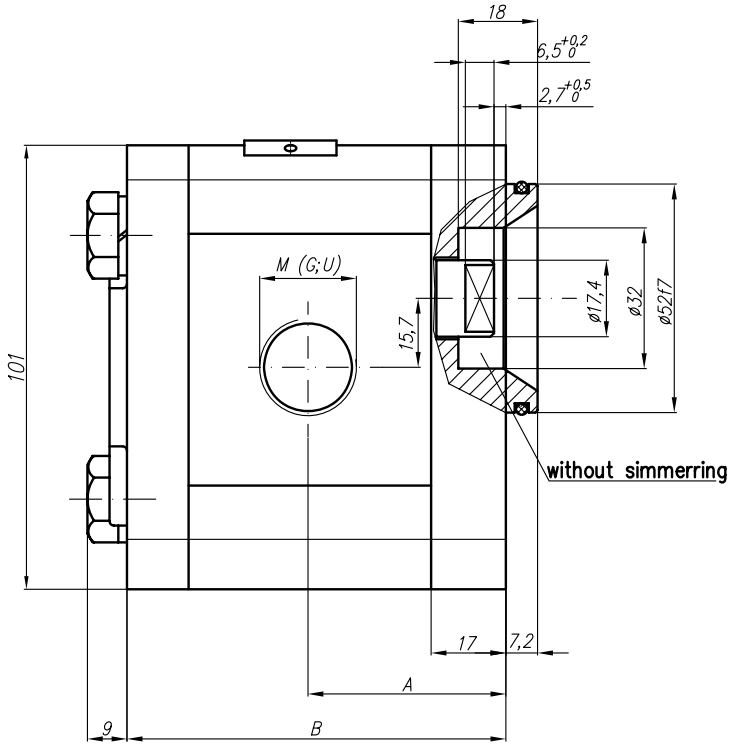

SAE J475 (ISO R725)

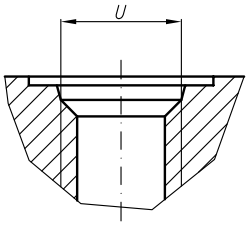

Type	Displacement	Flow		Pressure	max Speed	Dimension							
		at 1500 rpm	at max rpm	P_{nom}	n	A	B	Inlet			Outlet		
	cm^3/rev	l/min	l/min	bar	rpm	mm	mm	M	G	U	M	G	U
20A(C)4,5X588...	4,5	6,14	14,33	250	3500	39,8	78	M20x1,5	G1/2	1 1/16"-12UNF	M16x1,5	G1/2	7/8"-14UNF
20A(C)6,3X588...	6,3	8,69	20,29	250	3500	41	81						
20A(C)8,2X588...	8,2	11,32	26,40	250	3500	43,1	83,9						
20A(C)10X588...	10	13,95	32,55	250	3500	47,5	87		G3/4				
20A(C)11X588...	11,3	15,76	36,78	250	3500	47,5	89,1						
20A(C)12X588...	12	16,92	39,48	250	3500	47,5	90,3						
20A(C)14X588...	14	19,95	46,55	250	3500	47,5	93,4						
20A(C)15X588...	15	21,60	36,00	250	2500	47,5	95						
20A(C)16X588...	16	23,04	38,40	250	2500	47,5	96,6						
20A(C)19X588...	19	27,36	45,60	200	2500	47,5	101,5				M20X1,5		
20A(C)22X588...	22	31,68	42,24	180	2000	55	106,5						
20A(C)25X588...	25	36,00	48,00	160	2000	57,2	111,4						

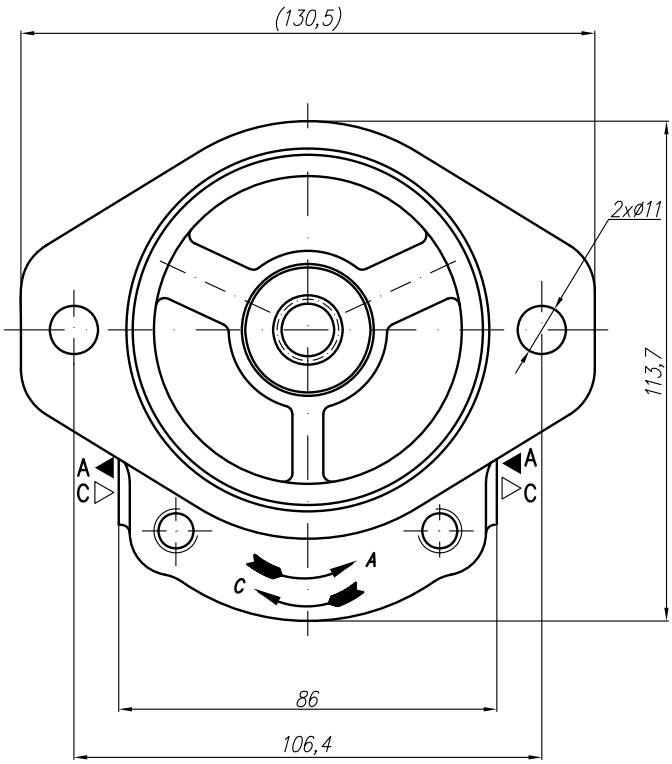

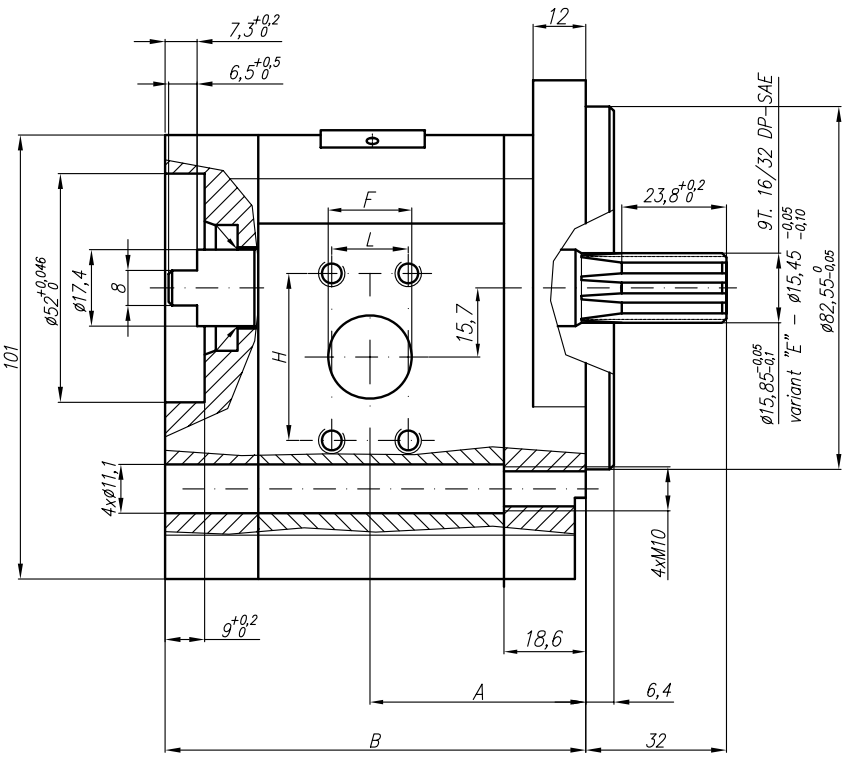

At pump displacement above 10ccm the Inlet port is rotated:

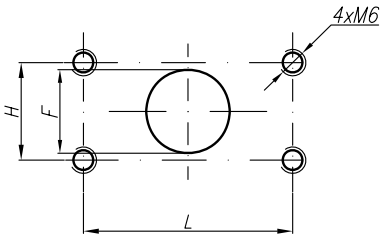

Type	Displacement	Flow		Pressure	max Speed	Dimension							
		at 1500 rpm	at max rpm	P_{nom}	n	A	B	Inlet			Outlet		
	cm^3/rev	l/min	l/min	bar	rpm	mm	mm	H	L	F	H	L	F
20A(C)4,5X590	4,5	6,14	14,33	250	3500			38,1	17,4	15	38,1	17,4	15
20A(C)6,3X590	6,3	8,69	20,29	250	3500								
20A(C)8,2X590	8,2	11,32	26,40	250	3500								
20A(C)10X590	10	13,95	32,55	250	3500	43,5	95,7						
20A(C)11X590	11,3	15,76	36,78	250	3500			22,2	47,6	19			
20A(C)12X590	12	16,92	39,48	250	3500								
20A(C)14X590	14	19,95	46,55	250	3500								
20A(C)15X590	15	21,60	36,00	250	2500								
20A(C)16X590	16	23,04	38,40	250	2500								
20A(C)19X590	19	27,36	45,60	200	2500								
20A(C)22X590	22	31,68	42,24	180	2000					25			
20A(C)25X590	25	36,00	48,00	160	2000								

Designed as I section of tandem pump 22A(C)...X596/...X597

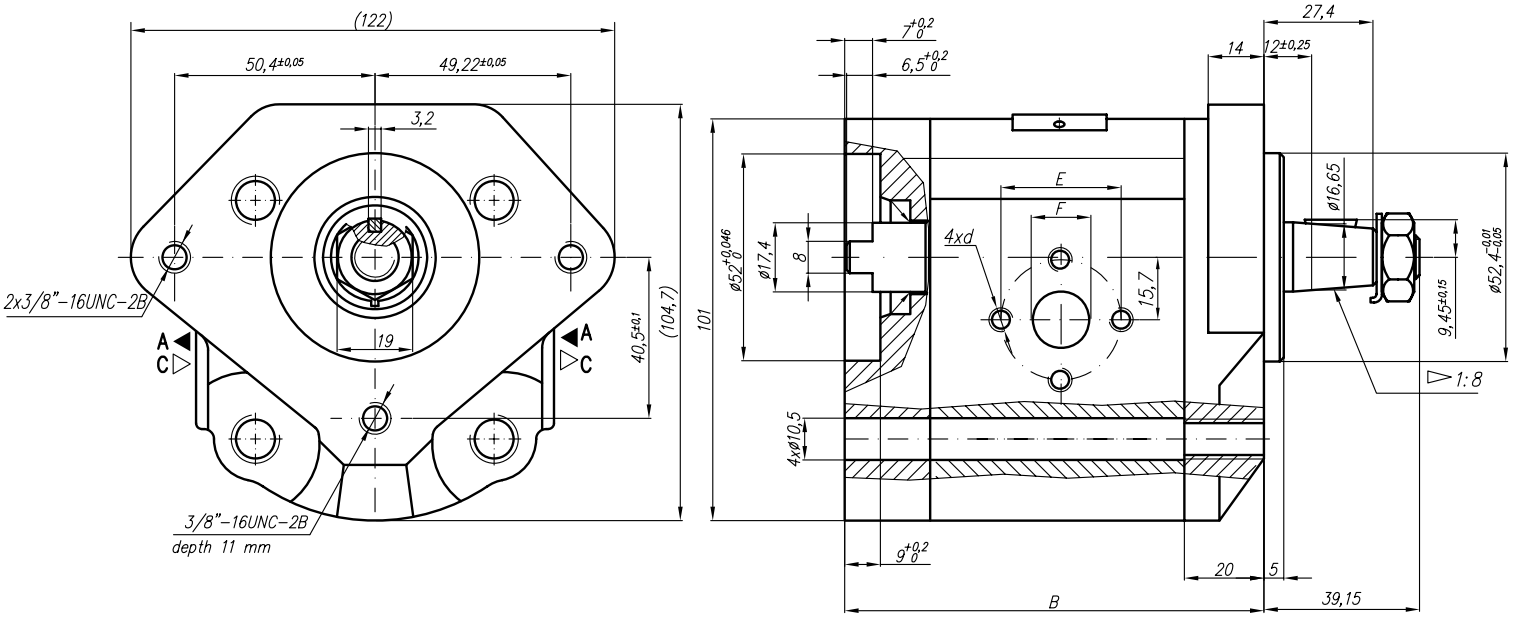

Type	Displacement	Flow		Pressure	max Speed	Dimension							
		at 1500 rpm	at max rpm	P_{nom}	n	A	B	Inlet			Outlet		
	cm^3/rev	l/min	l/min	bar	rpm	mm	mm	E	F	d	E	F	d
20A(C)4,5X596	4,5	6,14	14,33	250	3500	43,5	88,2	30,2	13,1	M6-6H	30,2	13,1	M6-6H
20A(C)6,3X596	6,3	8,69	20,29	250	3500	45	91,2						
20A(C)8,2X596	8,2	11,32	26,40	250	3500	46,5	94,1						
20A(C)10X596	10	13,95	32,55	250	3500	48	97,2	39,7	19	M8-6H		14,2	
20A(C)11X596	11,3	15,76	36,78	250	3500	49	99,2						
20A(C)12X596	12	16,92	39,48	250	3500	49,6	100,5						
20A(C)14X596	14	19,95	46,55	250	3500	51	103,6						
20A(C)15X596	15	21,60	36,00	250	2500	52	105,1						
20A(C)16X596	16	23,04	38,40	250	2500	53	106,8						
20A(C)19X596	19	27,36	45,60	200	2500	55	111,7						
20A(C)22X596	22	31,68	42,24	180	2000	58	116,7						
20A(C)25X596	25	36,00	48,00	160	2000	60,2	121,6				39,7	19	M8

Designed as II section of tandem pump 22A(C)...X596/...X597

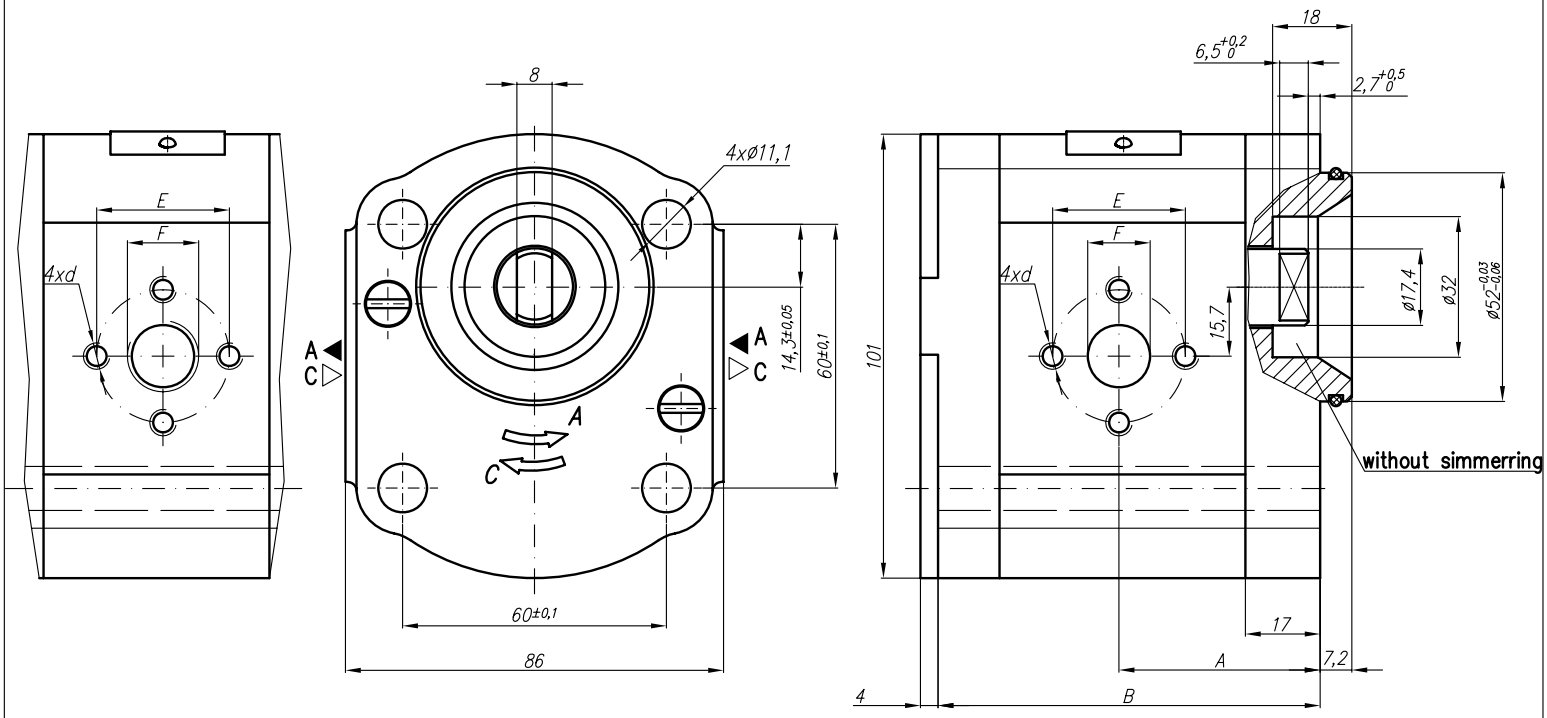

Type	Displacement	Flow		Pressure	max Speed	Dimension							
		at 1500 rpm	at max rpm	P_{nom}	n	A	B	Inlet			Outlet		
	cm^3/rev	l/min	l/min	bar	rpm	mm	mm	E	F	d	E	F	d
20A(C)4,5X597	4,5	6,14	14,33	250	3500	39,3	78	30,2	13,1	M6-6H	30,2	G3/8"	M6-6H
20A(C)6,3X597	6,3	8,69	20,29	250	3500								
20A(C)8,2X597	8,2	11,32	26,40	250	3500								
20A(C)10X597	10	13,95	32,55	250	3500								
20A(C)11X597	11,3	15,76	36,78	250	3500								
20A(C)12X597	12	16,92	39,48	250	3500								
20A(C)14X597	14	19,95	46,55	250	3500								
20A(C)15X597	15	21,60	36,00	250	2500								
20A(C)16X597	16	23,04	38,40	250	2500								
20A(C)19X597	19	27,36	45,60	200	2500								
20A(C)22X597	22	31,68	42,24	180	2000								
20A(C)25X597	25	36,00	48,00	160	2000								

Designed as I section of tandem gear pump 22A(C)...X601/...X602

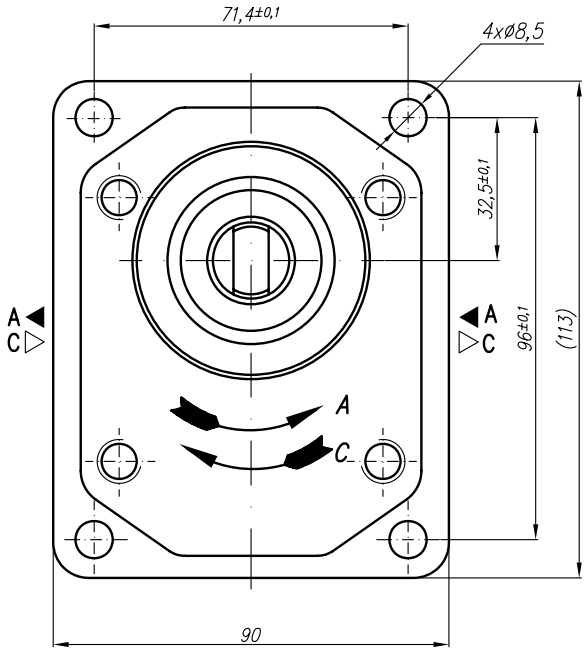

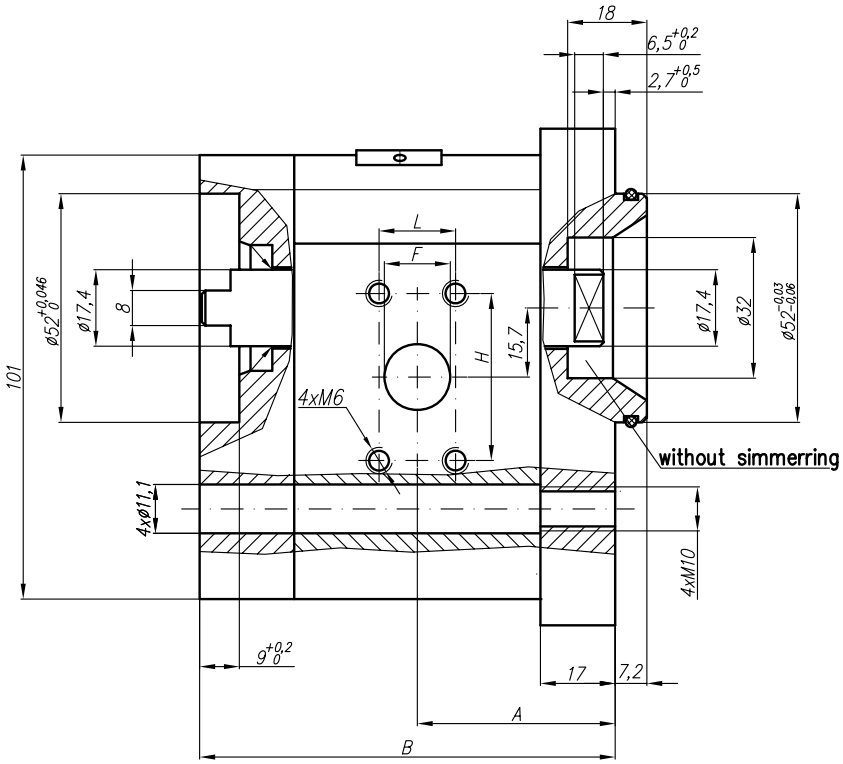

At pump displacement above 10ccm the Inlet port is rotated:

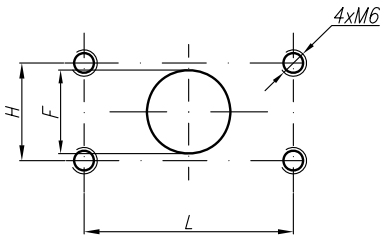

Type	Displacement	Flow		Pressure	max Speed	Dimension							
		at 1500 rpm	at max rpm	P_{nom}	n	A	B	Inlet			Outlet		
	cm^3/rev	l/min	l/min	bar	rpm	mm	mm	H	L	F	H	L	F
20A(C)4,5X601	4,5	6,14	14,33	250	3500	40,5	85,2	38,1	17,4	15	38,1	17,4	15
20A(C)6,3X601	6,3	8,69	20,29	250	3500	42	88,2						
20A(C)8,2X601	8,2	11,32	26,40	250	3500	43,5	91,1						
20A(C)10X601	10	13,95	32,55	250	3500	45	94,1						
20A(C)11X601	11,3	15,76	36,78	250	3500	46	96,2	22,2	47,6	19			
20A(C)12X601	12	16,92	39,48	250	3500	46,5	97,5						
20A(C)14X601	14	19,95	46,55	250	3500	48	100,6						
20A(C)15X601	15	21,60	36,00	250	2500	49	102,1						
20A(C)16X601	16	23,04	38,40	250	2500	50	103,8						
20A(C)19X601	19	27,36	45,60	200	2500	52	108,7						
20A(C)22X601	22	31,68	42,24	180	2000	55	113,7			25			
20A(C)25X601	25	36,00	48,00	160	2000	57,2	118,5						

Designed as II section of tandem gear pump 22A(C)...X601/...X602

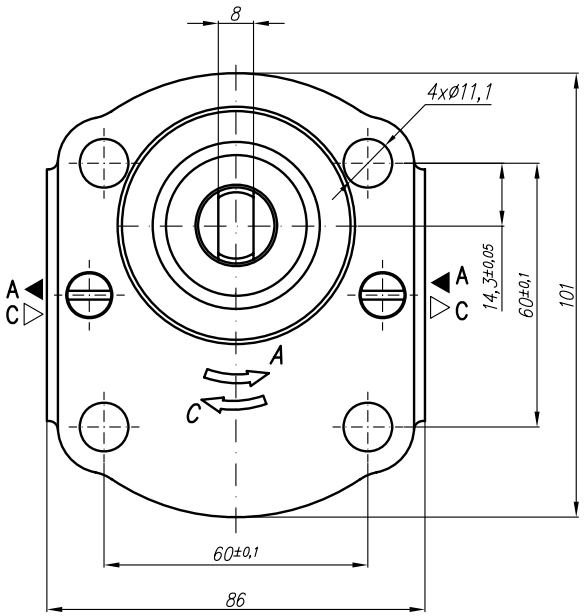

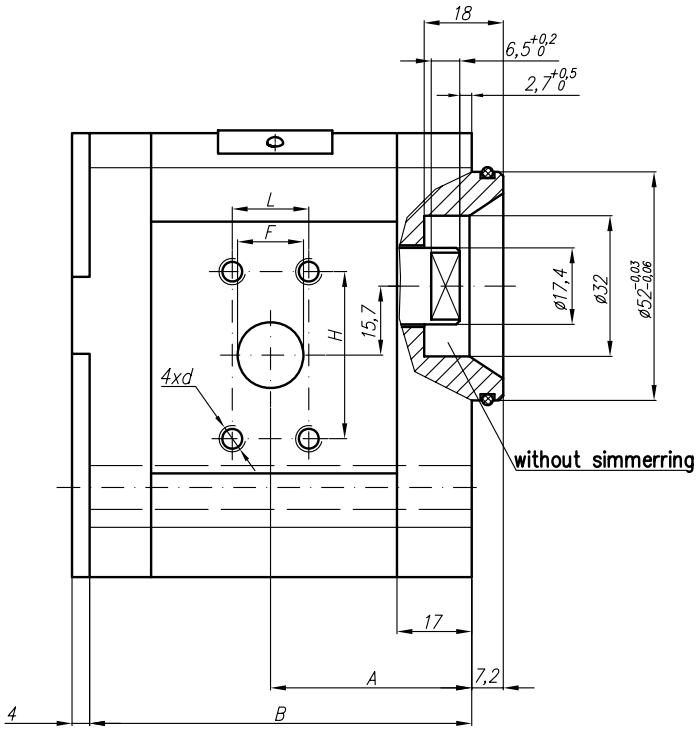

At pump displacement above 10ccm the Inlet port is rotated:

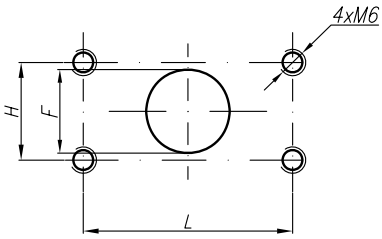

Type	Displacement	Flow		Pressure	max Speed	Dimension							
		at 1500 rpm	at max rpm	P_{nom}	n	A	B	Inlet			Outlet		
	cm^3/rev	l/min	l/min	bar	rpm	mm	mm	H	L	F	H	L	F
20A(C)4,5X602	4,5	6,14	14,33	250	3500	40,5	78	38,1	17,4	15	38,1	17,4	15
20A(C)6,3X602	6,3	8,69	20,29	250	3500	42	81						
20A(C)8,2X602	8,2	11,32	26,40	250	3500	43,5	83,9						
20A(C)10X602	10	13,95	32,55	250	3500	45	87						
20A(C)11X602	11,3	15,76	36,78	250	3500	46	89,1	22,2	47,6	19			
20A(C)12X602	12	16,92	39,48	250	3500	46,5	90,3						
20A(C)14X602	14	19,95	46,55	250	3500	48	93,4						
20A(C)15X602	15	21,60	36,00	250	2500	49	95						
20A(C)16X602	16	23,04	38,40	250	2500	50	96,6						
20A(C)19X602	19	27,36	45,60	200	2500	52	101,5						
20A(C)22X602	22	31,68	42,24	180	2000	55	106,5			25			
20A(C)25X602	25	36,00	48,00	160	2000	57,2	111,4						

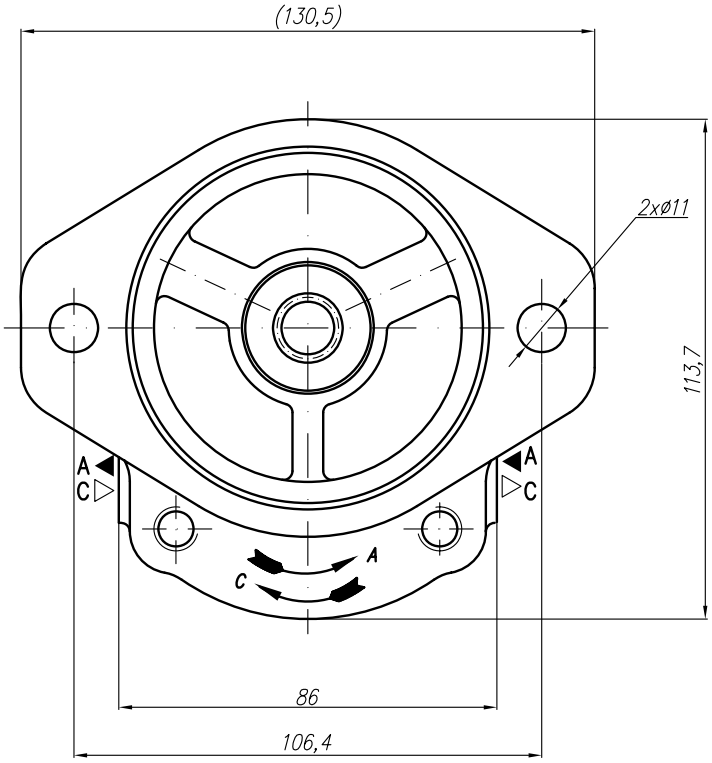

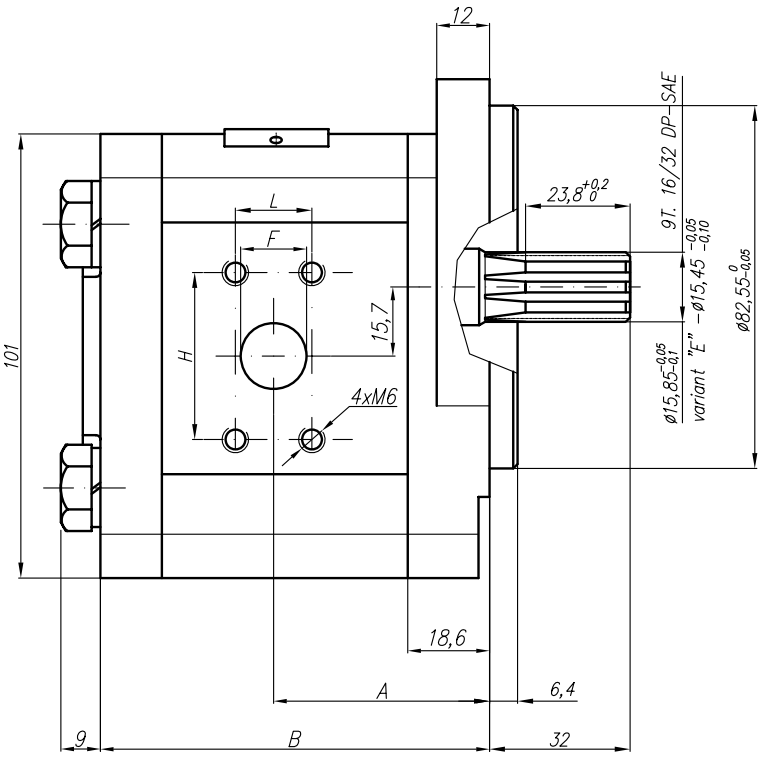

At pump displacement above 10ccm the Inlet port is rotated:

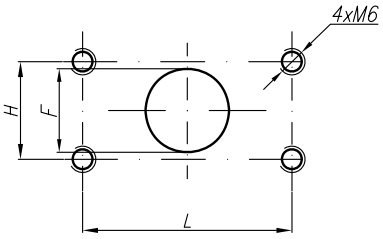

Type	Displacement	Flow		Pressure	max Speed	Dimension							
		at 1500 rpm	at max rpm	P_{nom}	n	A	B	Inlet			Outlet		
	cm^3/rev	l/min	l/min	bar	rpm	mm	mm	H	L	F	H	L	F
20A(C)4,5X604	4,5	6,14	14,33	250	3500	40,5	78	38,1	17,4	15	38,1	17,4	15
20A(C)6,3X604	6,3	8,69	20,29	250	3500	42	81						
20A(C)8,2X604	8,2	11,32	26,40	250	3500	43,5	83,9						
20A(C)10X604	10	13,95	32,55	250	3500	45	87						
20A(C)11X604	11,3	15,76	36,78	250	3500	46	89,1	22,2	47,6	19			
20A(C)12X604	12	16,92	39,48	250	3500	46,5	90,3						
20A(C)14X604	14	19,95	46,55	250	3500	48	93,4						
20A(C)15X604	15	21,60	36,00	250	2500	49	95						
20A(C)16X604	16	23,04	38,40	250	2500	50	96,6						
20A(C)19X604	19	27,36	45,60	200	2500	52	101,5						
20A(C)22X604	22	31,68	42,24	180	2000	55	106,5			25			
20A(C)25X604	25	36,00	48,00	160	2000	57,2	111,4						

Designed as a special version – I section of tandem pump 22A(C)...X621.../...X622...

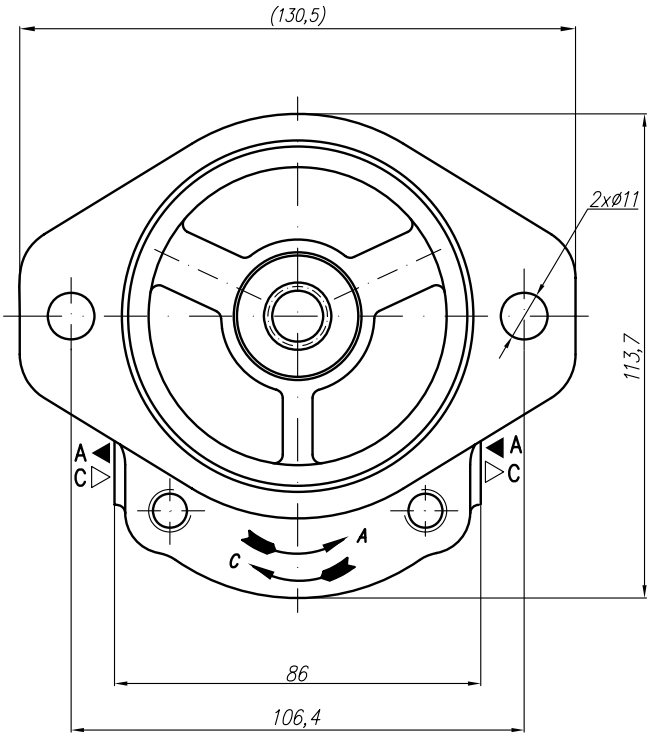

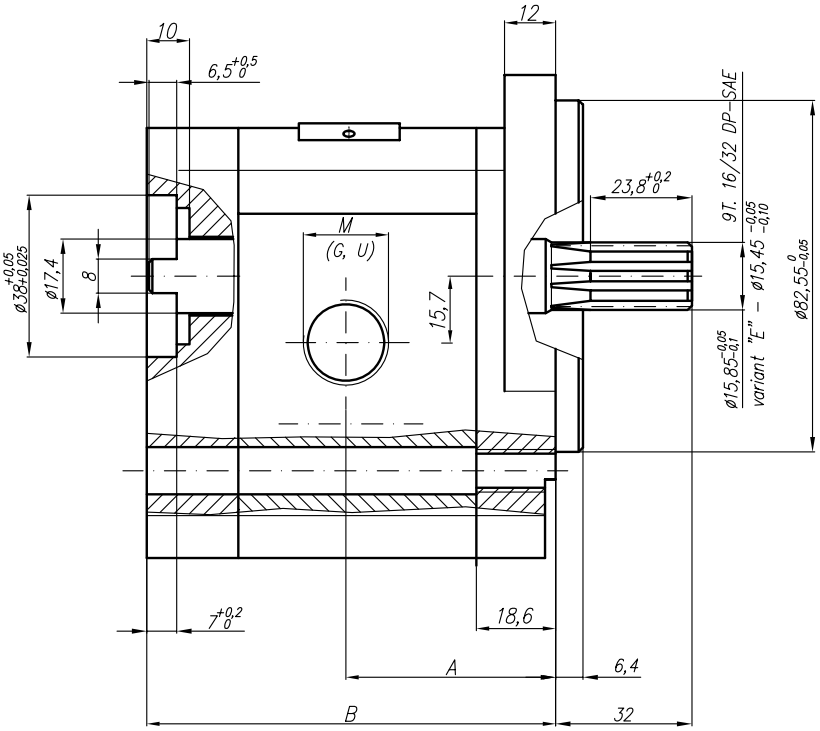

Symbol

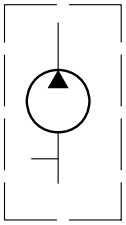

Type	Displacement	Flow		Pressure	max Speed	Dimension							
		at 1500 rpm	at max rpm	P_{nom}	n	A	B	Inlet			Outlet		
	cm^3/rev	l/min	l/min	bar	rpm	mm	mm	M	G	U	M	G	U
20A(C)4,5X621...	4,5	6,14	14,33	250	3500								
20A(C)6,3X621...	6,3	8,69	20,29	250	3500								
20A(C)8,2X621...	8,2	11,32	26,40	250	3500								
20A(C)10X621...	10	13,95	32,55	250	3500								
20A(C)11X621...	11,3	15,76	36,78	250	3500								
20A(C)12X621...	12	16,92	39,48	250	3500								
20A(C)14X621...	14	19,95	46,55	250	3500								
20A(C)15X621...	15	21,60	36,00	250	2500								
20A(C)16X621...	16	23,04	38,40	250	2500	51,6	105,3		G3/4			G1/2	
20A(C)19X621...	19	27,36	45,60	200	2500								
20A(C)22X621...	22	31,68	42,24	180	2000								
20A(C)25X621...	25	36,00	48,00	160	2000								

Designed as a special version – II section of tandem pump 22A(C)...X621.../...X622...

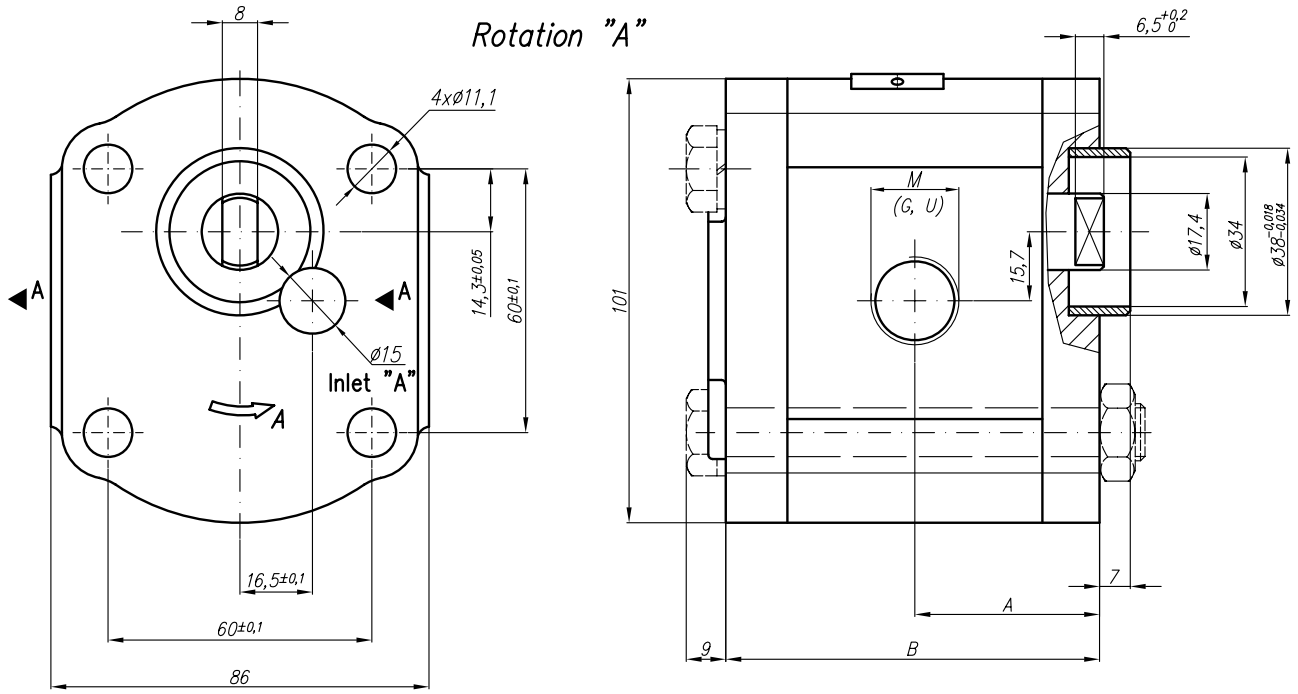

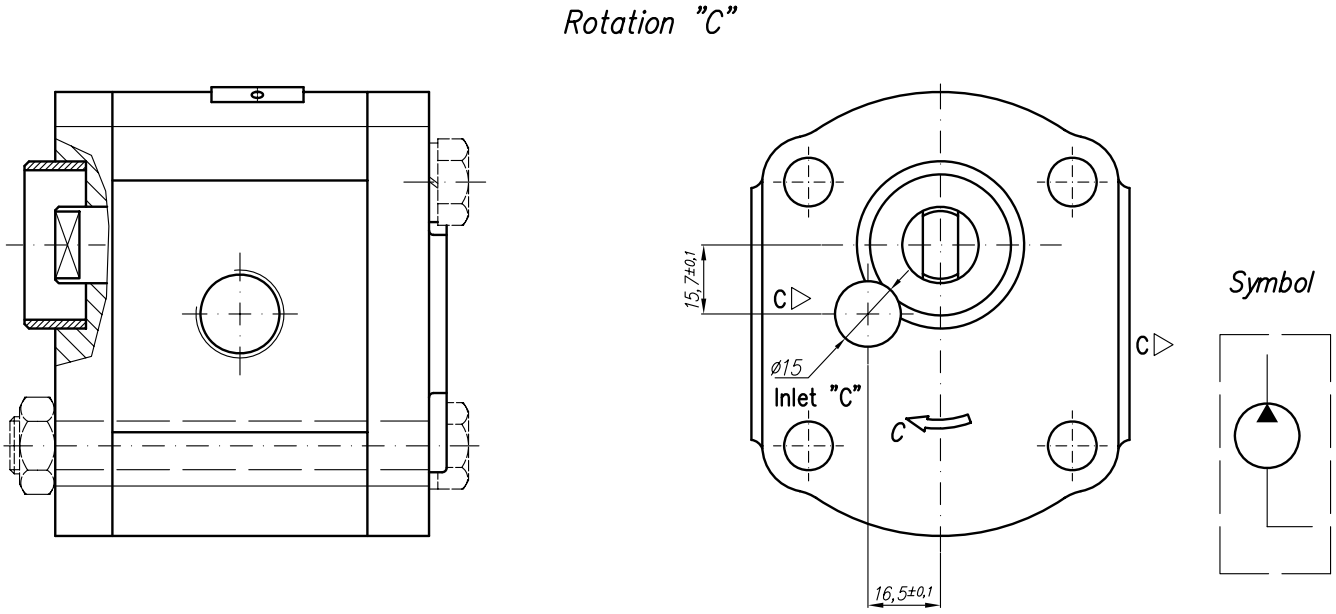

Type	Displacement	Flow		Pressure	max Speed	Dimension							
		at 1500 rpm	at max rpm	P_{nom}	n	A	B	Inlet			Outlet		
	cm^3/rev	l/min	l/min	bar	rpm	mm	mm	d			M	G	G2
20A(C)4,5X622..	4,5	6,14	14,33	250	3500	40,5	78					G3/8	G1/2
20A(C)6,3X622..	6,3	8,69	20,29	250	3500	42	81						
20A(C)8,2X622..	8,2	11,32	26,40	250	3500								
20A(C)10X622..	10	13,95	32,55	250	3500							G1/2	
20A(C)11X622..	11,3	15,76	36,78	250	3500	46	89,1						
20A(C)12X622..	12	16,92	39,48	250	3500								
20A(C)14X622..	14	19,95	46,55	250	3500								
20A(C)15X622..	15	21,60	36,00	250	2500								
20A(C)16X622..	16	23,04	38,40	250	2500								
20A(C)19X622..	19	27,36	45,60	200	2500								
20A(C)22X622..	22	31,68	42,24	180	2000								

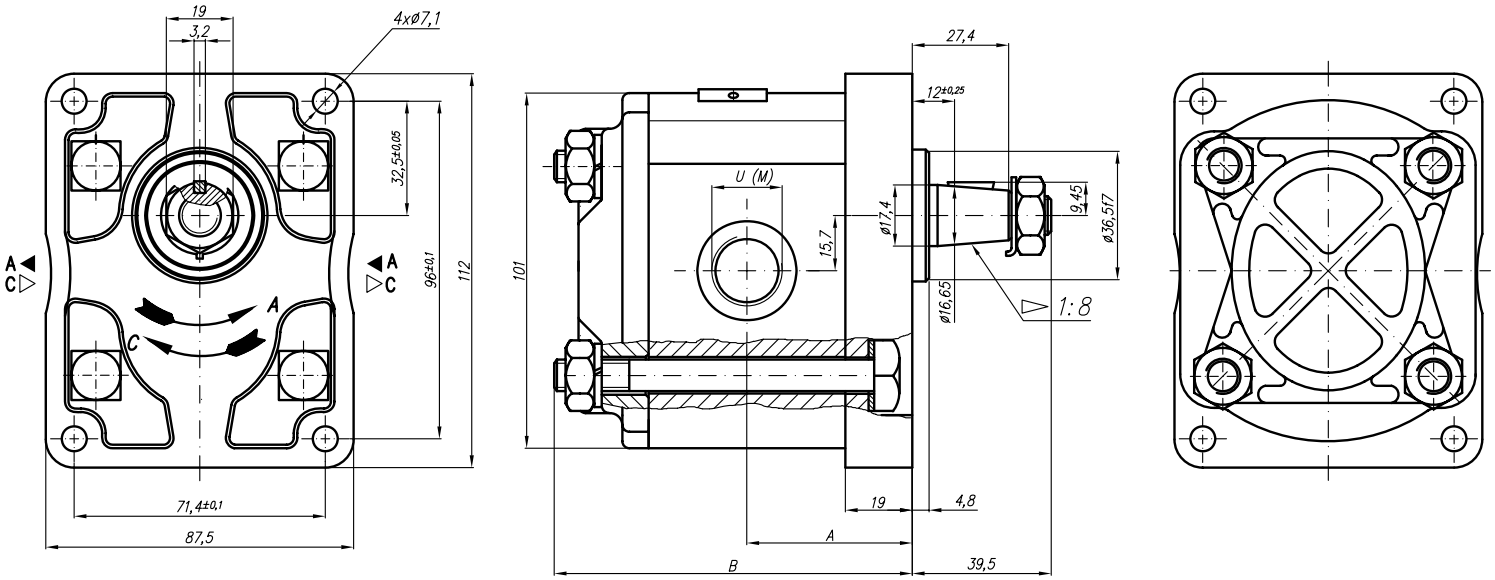

Type		Displacement	Flow		Pressure	max Speed	Dimension									
			at 1500 rpm	at max rpm	P_{nom}	n	A	B	Inlet				Outlet			
"Caproni"	"Plessey"	cm^3/rev	l/min	l/min	bar	rpm	mm	mm	E	F	d	U	E	F	d	M
20A(C)4,5X626UM	A(C)10XP4...SUM	4,5	6,14	14,33	175	3500										
20A(C)6,3X626UM	A(C)14XP4...SUM	6,3	8,69	20,29	175	3500										
20A(C)8,2X626UM	A(C)18XP4...SUM	8,2	11,32	26,40	175	3500										
20A(C)10X626UM	A(C)22XP4...SUM	10	13,95	32,55	175	3500	47	101,8								
20A(C)11X626UM	A(C)25XP4...SUM	11,3	15,76	36,78	175	3500	48	103,9								
20A(C)12X626UM	A(C)26XP4...SUM	12	16,92	39,48	175	3500	48,6	105,1								
20A(C)14X626UM	A(C)31XP4...SUM	14	19,95	46,55	175	3500	50	108,2				5/8"-18UNC				M14x1,5
20A(C)15X626UM	A(C)33XP4...SUM	15	21,60	36,00	175	2500										
20A(C)16X626UM	A(C)35XP4...SUM	16	23,04	38,40	175	2500										
20A(C)19X626UM	A(C)42XP4...SUM	19	27,36	45,60	175	2500										
20A(C)22X626UM	A(C)48XP4...SUM	22	31,68	42,24	175	2000										
20A(C)25X626UM	A(C)55XP4...SUM	25	36,00	48,00	160	2000										

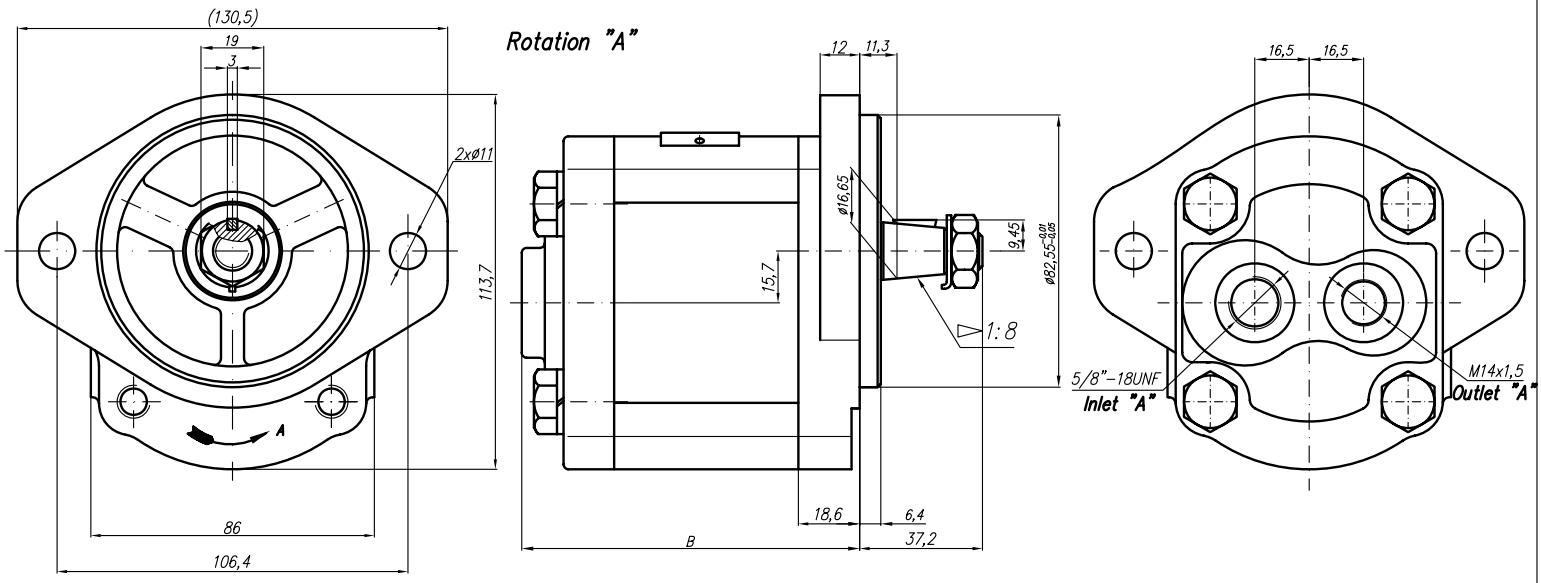

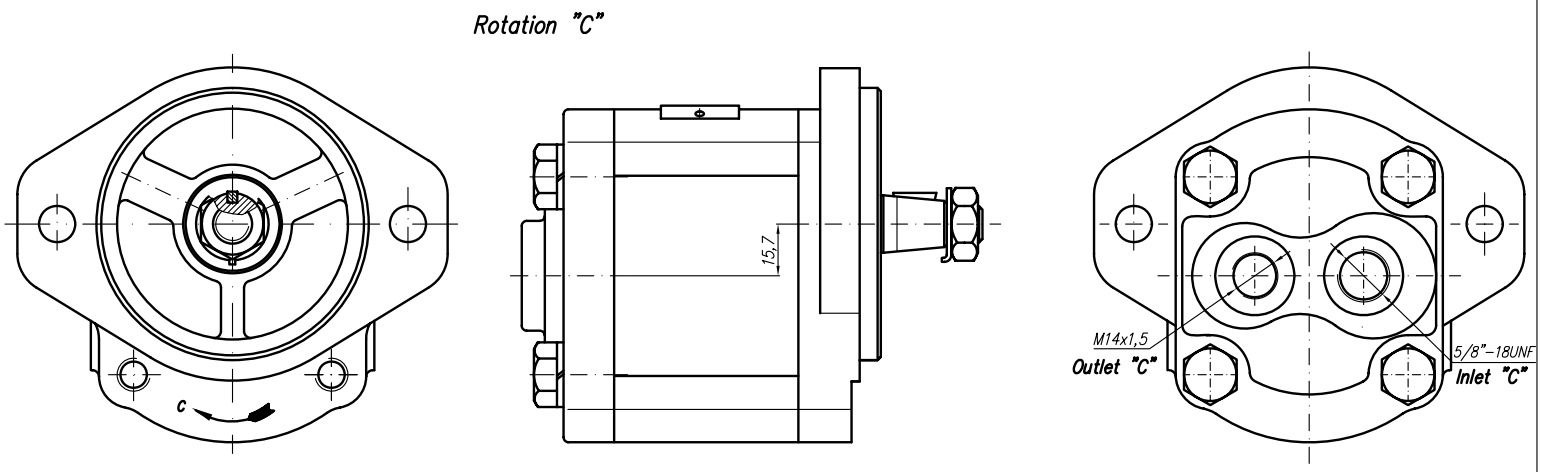

Type	Displacement	Flow		Pressure	max Speed	Dimension							
		at 1500 rpm	at max rpm	P_{nom}	n	A	B	Inlet			Outlet		
	cm^3/rev	l/min	l/min	bar	rpm	mm	mm	M	G	U	M	G	U
20A(C)4,5X627WUM	4,5	6,14	14,33	250	3500		93,6			5/8"-18UNF-2B	M14x1,5		
20A(C)6,3X627WUM	6,3	8,69	20,29	250	3500		96,6						
20A(C)8,2X627WUM	8,2	11,32	26,40	250	3500		99,5						
20A(C)10X627WUM	10	13,95	32,55	250	3500		102,5						
20A(C)11X627WUM	11,3	15,76	36,78	250	3500		104,6						
20A(C)12X627WUM	12	16,92	39,48	250	3500		105,9						
20A(C)14X627WUM	14	19,95	46,55	250	3500		108,9						
20A(C)15X627WUM	15	21,60	36,00	250	2500		110,5						
20A(C)16X627WUM	16	23,04	38,40	250	2500		112,1						
20A(C)19X627WUM	19	27,36	45,60	200	2500		117,1						
20A(C)22X627WUM	22	31,68	42,24	180	2000		122,1						
20A(C)25X627WUM	25	36,00	48,00	160	2000		127						

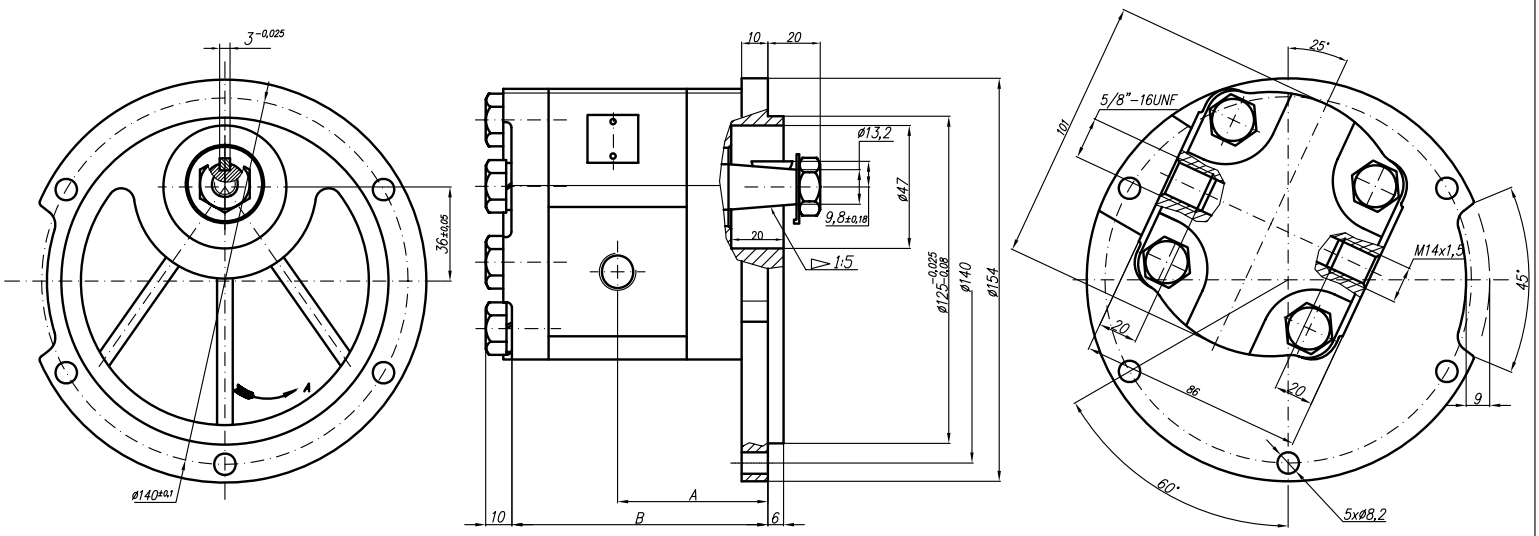

Type	Displacement	Flow		Pressure	max Speed	Dimension							
		at 1500 rpm	at max rpm	P_{nom}	n	A	B	Inlet			Outlet		
	cm^3/rev	l/min	l/min	bar	rpm	mm	mm	M	G	U	M	G	U
20A(C)4,5X628UM	4,5	6,14	14,33	250	3500								
20A(C)6,3X628UM	6,3	8,69	20,29	250	3500								
20A(C)8,2X628UM	8,2	11,32	26,40	250	3500								
20A(C)10X628UM	10	13,95	32,55	250	3500	56	97,9						
20A(C)11X628UM	11,3	15,76	36,78	250	3500	57	100			5/8"-18UNF-2B	M14x1,5		
20A(C)12X628UM	12	16,92	39,48	250	3500								
20A(C)14X628UM	14	19,95	46,55	250	3500								
20A(C)15X628UM	15	21,60	36,00	250	2500								
20A(C)16X628UM	16	23,04	38,40	250	2500								
20A(C)19X628UM	19	27,36	45,60	200	2500								
20A(C)22X628UM	22	31,68	42,24	180	2000								
20A(C)25X628UM	25	36,00	48,00	160	2000								

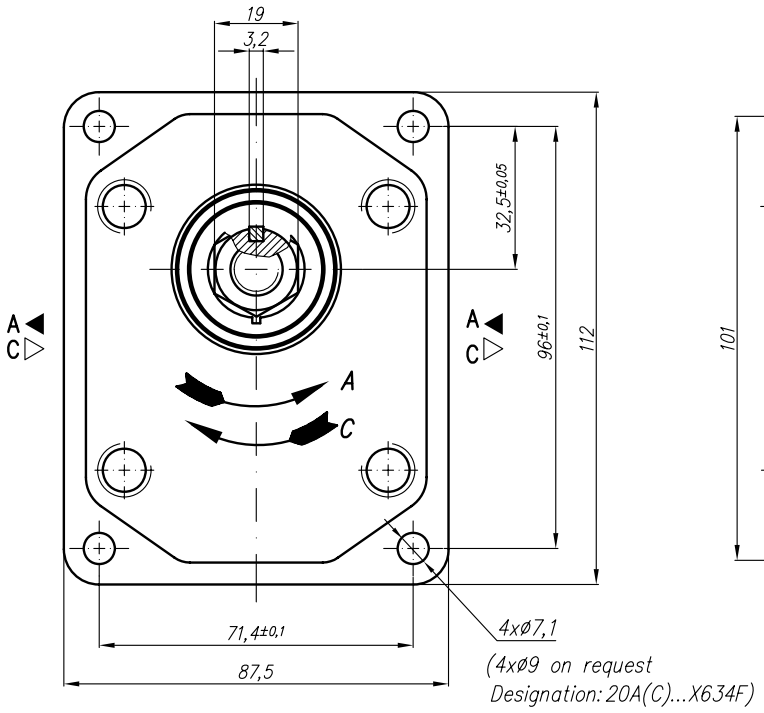

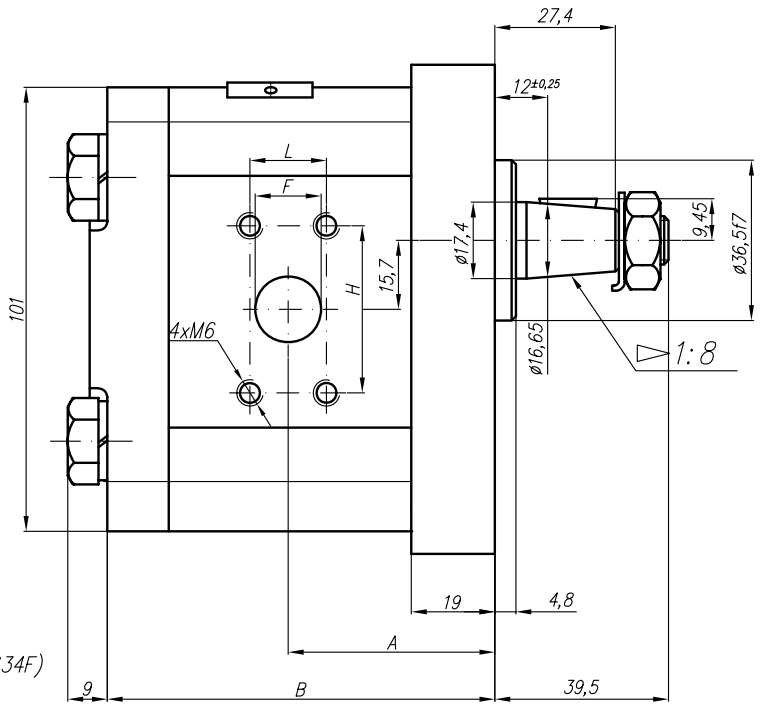

At pump displacement above 10ccm the Inlet port is rotated:

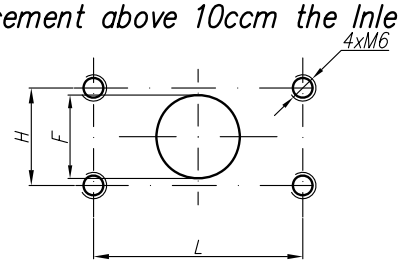

Type	Displacement	Flow		Pressure	max Speed	Dimension							
		at 1500 rpm	at max rpm	P_{nom}	n	A	B	Inlet			Outlet		
	cm^3/rev	l/min	l/min	bar	rpm	mm	mm	H	L	F	H	L	F
20A(C)4,5X634	4,5	6,14	14,33	250	3500	42,5	80	38,1	17,4	15	38,1	17,4	15
20A(C)6,3X634	6,3	8,69	20,29	250	3500	44	83						
20A(C)8,2X634	8,2	11,32	26,40	250	3500	45,5	86						
20A(C)10X634	10	13,95	32,55	250	3500	47	89						
20A(C)11X634	11,3	15,76	36,78	250	3500	48	91,1	22,2	47,6	19			
20A(C)12X634	12	16,92	39,48	250	3500	48,6	92,3						
20A(C)14X634	14	19,95	46,55	250	3500	50	95,4						
20A(C)15X634	15	21,60	36,00	250	2500	51	96,9						
20A(C)16X634	16	23,04	38,40	250	2500	52	98,6						
20A(C)19X634	19	27,36	45,60	200	2500	54	103,5						
20A(C)22X634	22	31,68	42,24	180	2000	57	108,5			25			
20A(C)25X634	25	36,00	48,00	160	2000	59,2	113,4						

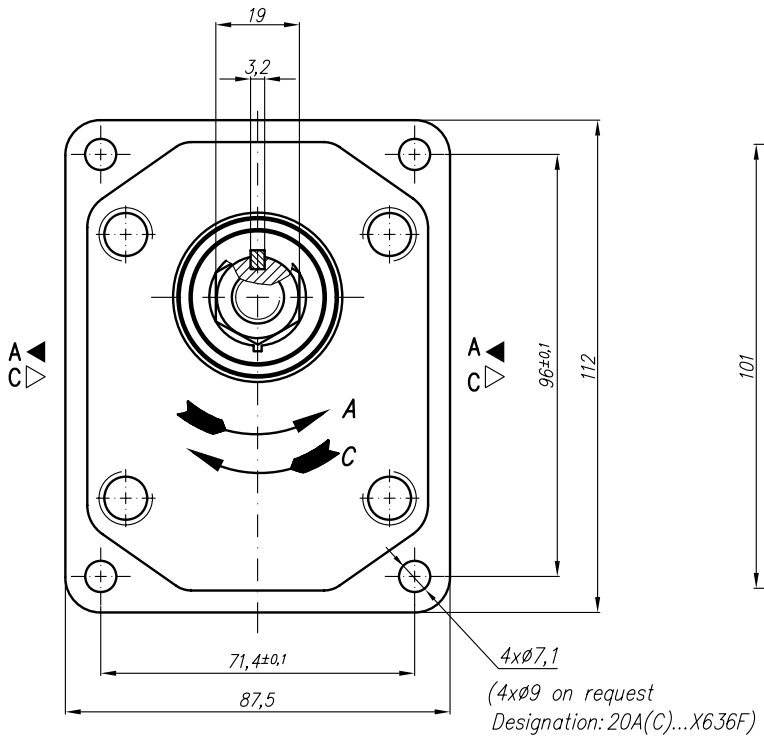

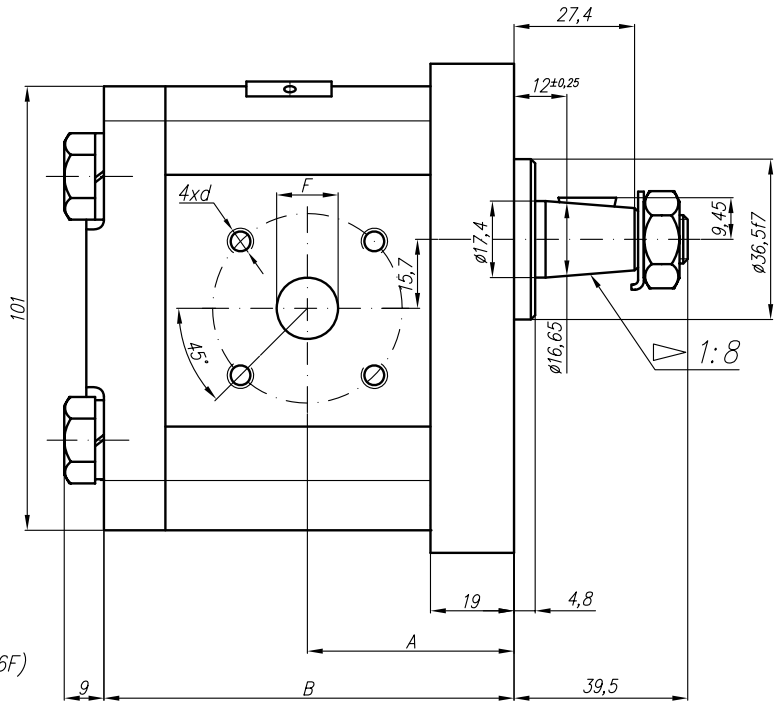

Type	Displacement	Flow		Pressure	max Speed	Dimension							
		at 1500 rpm	at max rpm	P_{nom}	n	A	B	Inlet			Outlet		
	cm^3/rev	l/min	l/min	bar	rpm	mm	mm	E	F	d	E	F	d
20A(C)4,5X636	4,5							43,1	14	5/16"-18UNC	43,1	14	5/16"-18UNC
20A(C)6,3X636	6,3	8,69	20,29	250	3500	42,5	80						
20A(C)8,2X636	8,2	11,32	26,40	250	3500	42,5	80						
20A(C)10X636	10	13,95	32,55	250	3500	47	89		19				
20A(C)11X636	11,3	15,76	36,78	250	3500	48	91,1						
20A(C)12X636	12	16,92	39,48	250	3500	48,6	92,3						
20A(C)14X636	14	19,95	46,55	250	3500	50	95,4						
20A(C)15X636	15	21,60	36,00	250	2500	51	96,9						
20A(C)16X636	16	23,04	38,40	250	2500	52	98,6						
20A(C)19X636	19	27,36	45,60	200	2500	54	103,5						
20A(C)22X636	22	31,68	42,24	180	2000	57	108,5						
20A(C)25X636	25	36,00	48,00	160	2000	59,2	113,4					19	

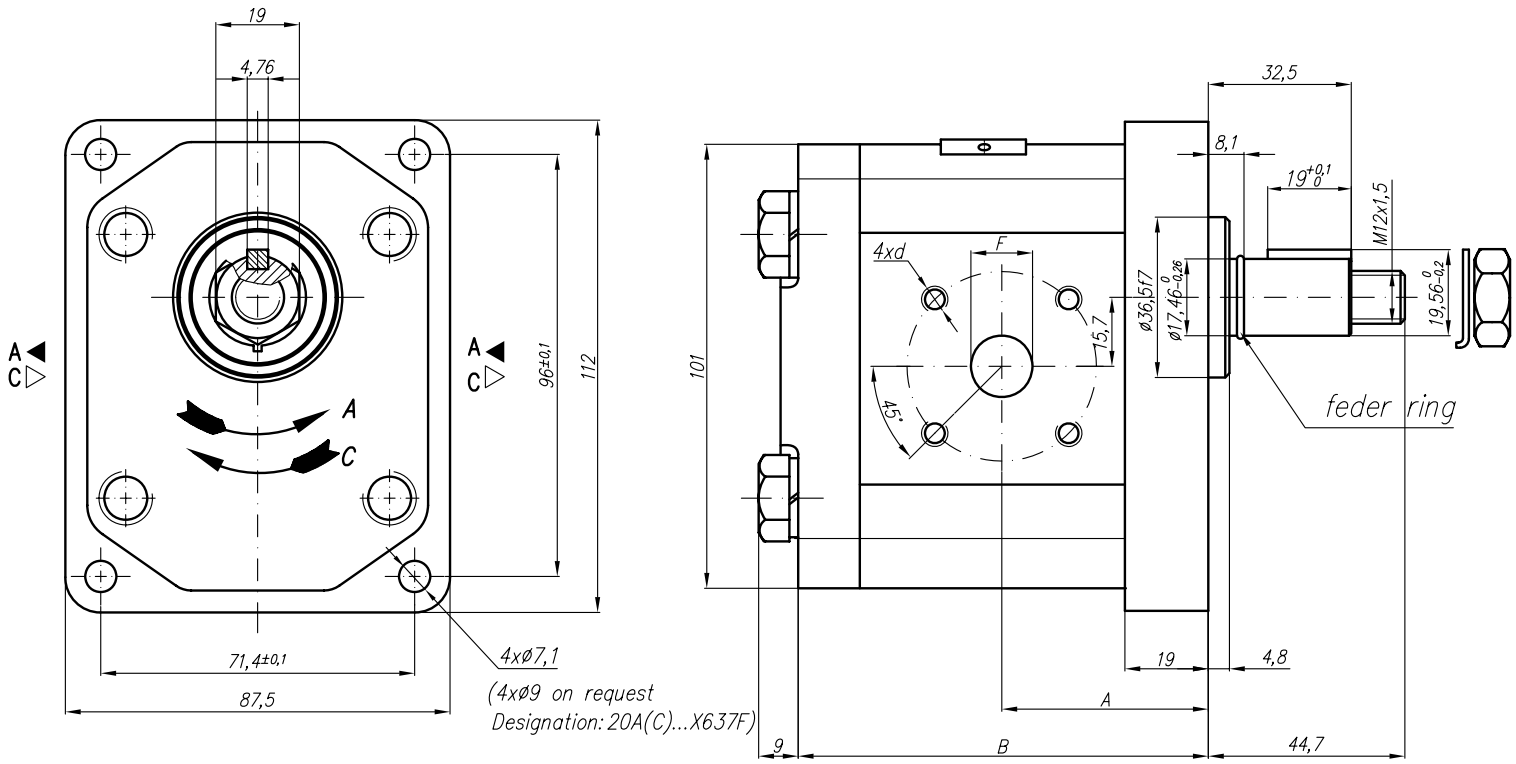

Type	Displacement	Flow		Pressure	max Speed	Dimension							
		at 1500 rpm	at max rpm	P_{nom}	n	A	B	Inlet			Outlet		
	cm^3/rev	l/min	l/min	bar	rpm	mm	mm	E	F	d	E	F	d
20A(C)4,5X637	4,5							43,1	14	5/16"-18UNC	43,1	14	5/16"-18UNC
20A(C)6,3X637	6,3	8,69	20,29	250	3500	42,5	80						
20A(C)8,2X637	8,2	11,32	26,40	250	3500	42,5	80						
20A(C)10X637	10	13,95	32,55	250	3500	47	89		19				
20A(C)11X637	11,3	15,76	36,78	250	3500	48	91,1						
20A(C)12X637	12	16,92	39,48	250	3500	48,6	92,3						
20A(C)14X637	14	19,95	46,55	250	3500	50	95,4						
20A(C)15X637	15	21,60	36,00	250	2500	51	96,9						
20A(C)16X637	16	23,04	38,40	250	2500	52	98,6						
20A(C)19X637	19	27,36	45,60	200	2500	54	103,5						
20A(C)22X637	22	31,68	42,24	180	2000	57	108,5						
20A(C)25X637	25	36,00	48,00	160	2000	59,2	113,4					19	

Designed as a I section of tandem pump 22A(C)...X638.../...X622...

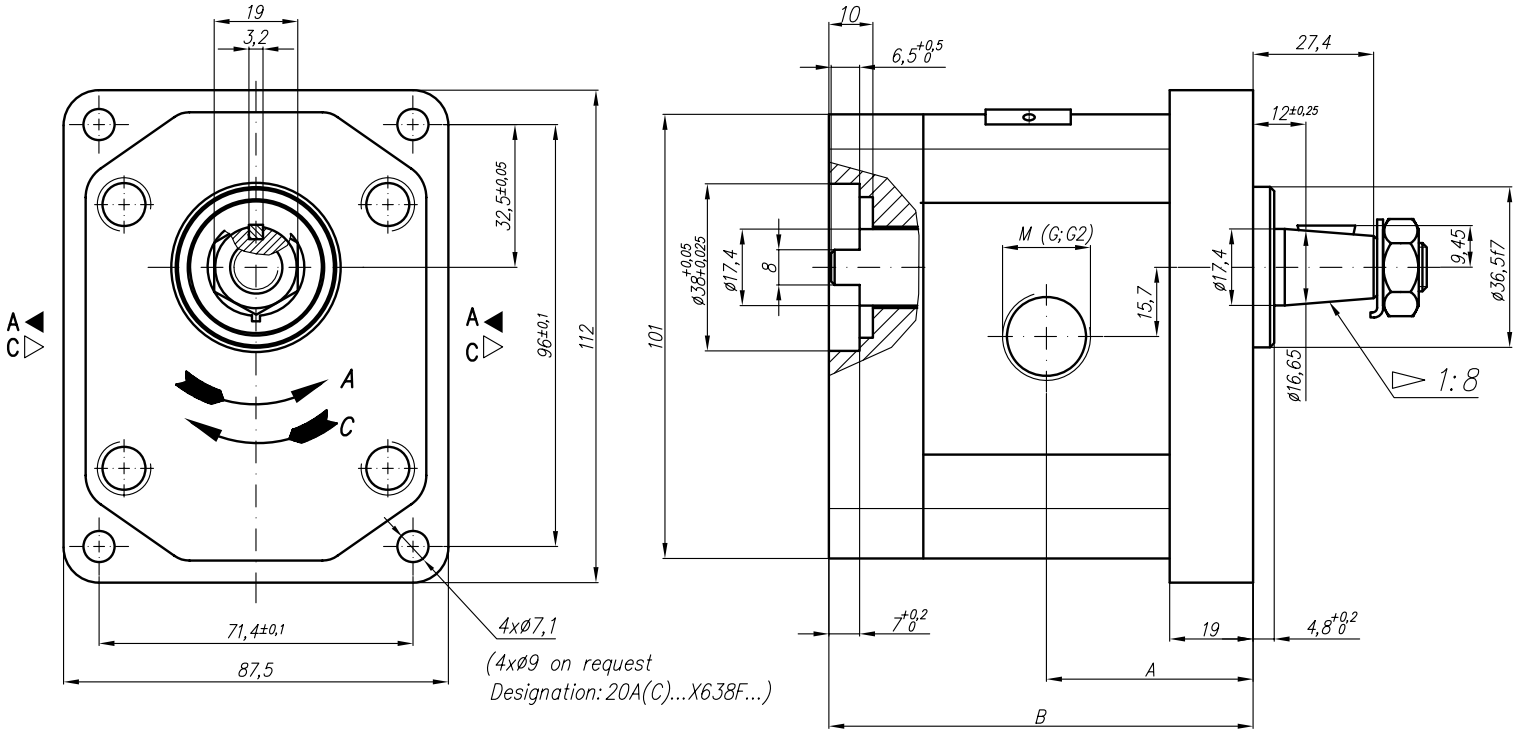

Symbol

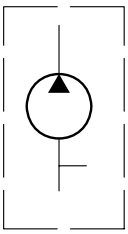

Type	Displacement	Flow		Pressure	max Speed	Dimension							
		at 1500 rpm	at max rpm	P_{nom}	n	A	B	Inlet			Outlet		
	cm^3/rev	l/min	l/min	bar	rpm	mm	mm	M	G	G2	M	G	G2
20A(C)4,5X638...	4,5	6,14	14,33	250	3500								
20A(C)6,3X638...	6,3	8,69	20,29	250	3500					G3/4"			
20A(C)8,2X638...	8,2	11,32	26,40	250	3500	45,5	93,1						
20A(C)10X638...	10	13,95	32,55	250	3500								
20A(C)11X638...	11,3	15,76	36,78	250	3500								
20A(C)12X638...	12	16,92	39,48	250	3500								
20A(C)14X638...	14	19,95	46,55	250	3500								
20A(C)15X638...	15	21,60	36,00	250	2500				G1"			G1/2"	G1/2"
20A(C)16X638...	16	23,04	38,40	250	2500								
20A(C)19X638...	19	27,36	45,60	200	2500								
20A(C)22X638...	22	31,68	42,24	180	2000								
20A(C)25X638...	25	36,00	48,00	160	2000	59,2	120,6						

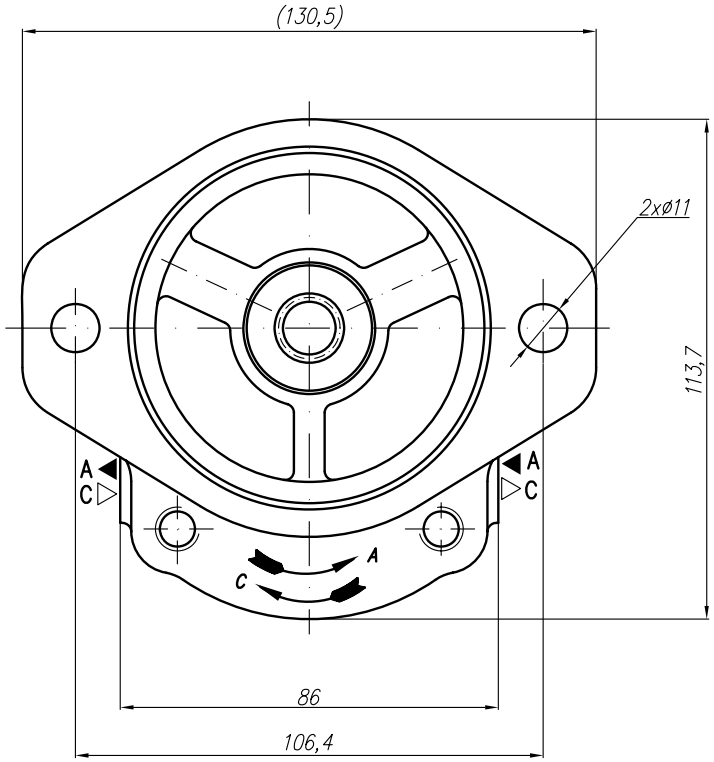

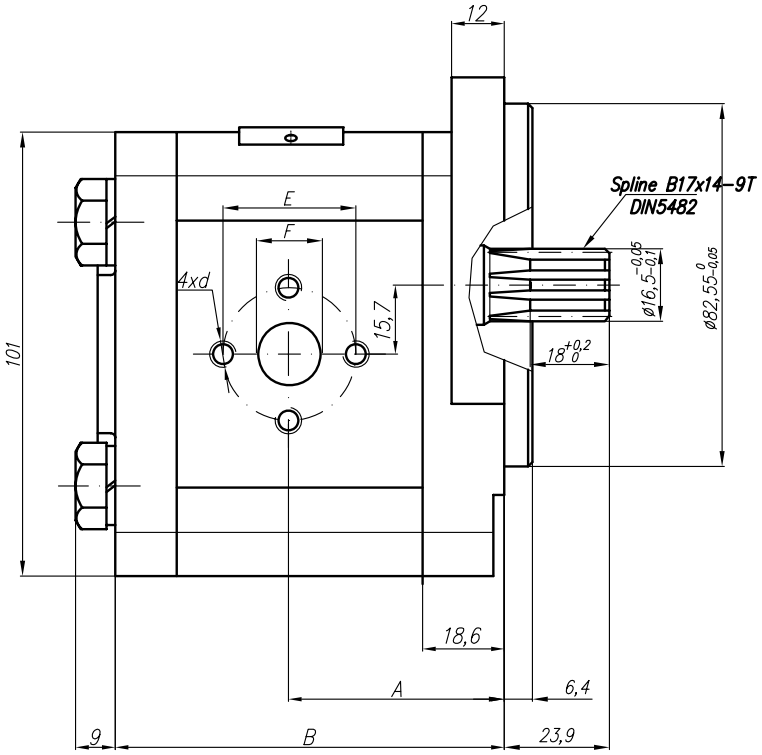

Type	Displacement	Flow		Pressure	max Speed	Dimension							
		at 1500 rpm	at max rpm	P_{nom}	n	A	B	Inlet			Outlet		
	cm^3/rev	l/min	l/min	bar	rpm	mm	mm	E	F	d	E	F	d
20A(C)4,5X647	4,5	6,14	14,33	250	3500	42	79,6	30,2	13,1	M6-6H	30,2	13,1	M6-6H
20A(C)6,3X647	6,3	8,69	20,29	250	3500	43,6	82,6						
20A(C)8,2X647	8,2	11,32	26,40	250	3500	45	85,6						
20A(C)10X647	10	13,95	32,55	250	3500	46,6	88,7	39,7	19	M8-6H		14,2	
20A(C)11X647	11,3	15,76	36,78	250	3500	47,6	90,7						
20A(C)12X647	12	16,92	39,48	250	3500	48,2	91,9						
20A(C)14X647	14	19,95	46,55	250	3500	49,6	95						
20A(C)15X647	15	21,60	36,00	250	2500	50,6	96,5						
20A(C)16X647	16	23,04	38,40	250	2500	51,6	98,2						
20A(C)19X647	19	27,36	45,60	200	2500	53,6	103,1						
20A(C)22X647	22	31,68	42,24	180	2000	56,6	108,1						
20A(C)25X647	25	36,00	48,00	160	2000	58,8	113				39,7	19	M8

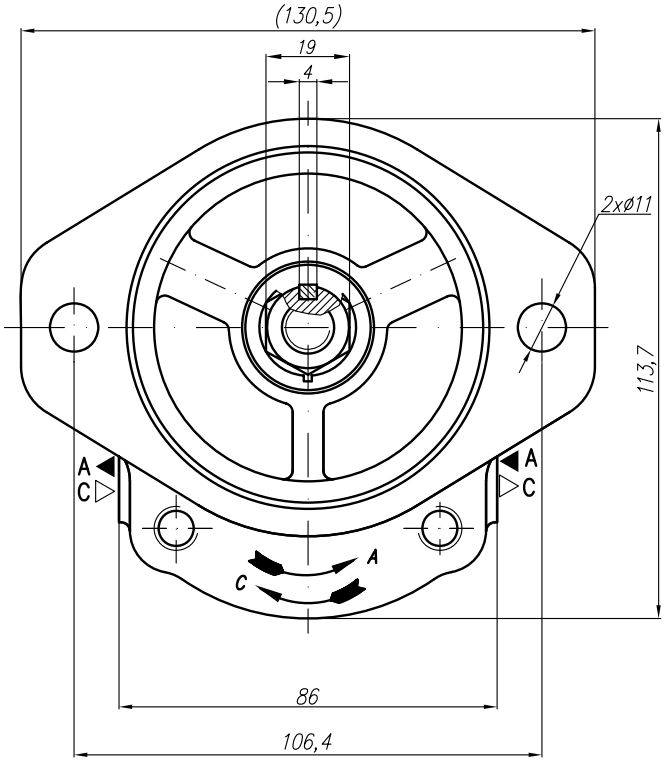

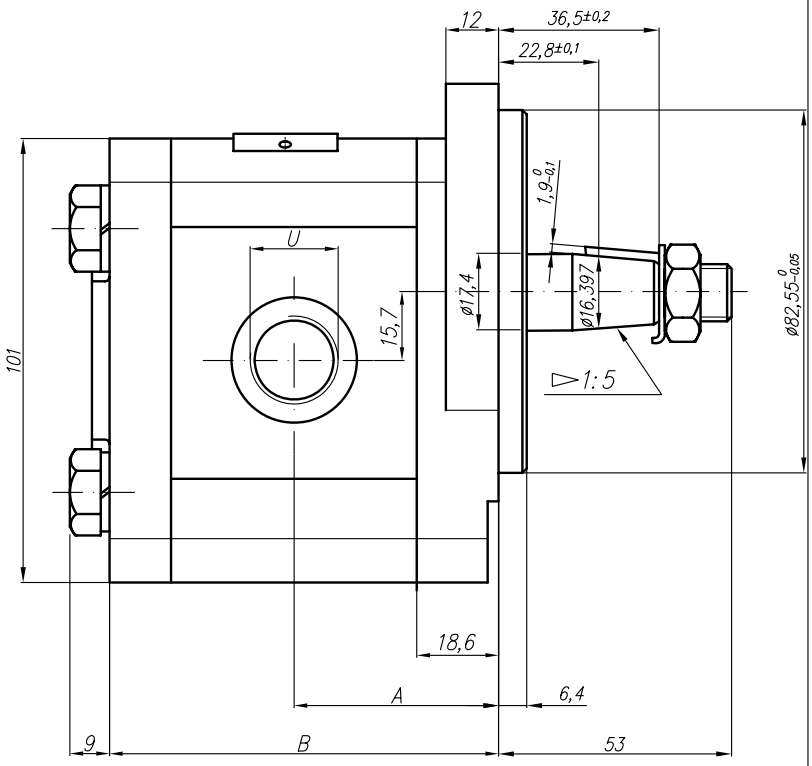

SAE J475 (ISO R725)

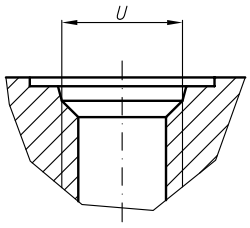

Type	Displacement	Flow		Pressure	max Speed	Dimension							
		at 1500 rpm	at max rpm	P_{nom}	n	A	B	Inlet			Outlet		
	cm^3/rev	l/min	l/min	bar	rpm	mm	mm	M	G	U	M	G	U
20A(C)4,5X650U	4,5	6,14	14,33	250	3500	42	79,6			1 1/16" -12UNF			7/8" -14UNF
20A(C)6,3X650U	6,3	8,69	20,29	250	3500	43,6	82,6						
20A(C)8,2X650U	8,2	11,32	26,40	250	3500	45	85,6						
20A(C)10X650U	10	13,95	32,55	250	3500	46,6	88,7						
20A(C)11X650U	11,3	15,76	36,78	250	3500	47,6	90,7						
20A(C)12X650U	12	16,92	39,48	250	3500	48,2	91,9						
20A(C)14X650U	14	19,95	46,55	250	3500	49,6	95						
20A(C)15X650U	15	21,60	36,00	250	2500	50,6	96,5						
20A(C)16X650U	16	23,04	38,40	250	2500	51,6	98,2						
20A(C)19X650U	19	27,36	45,60	200	2500	53,6	103,1						
20A(C)22X650U	22	31,68	42,24	180	2000	56,6	108,1						
20A(C)25X650U	25	36,00	48,00	160	2000	58,8	113						

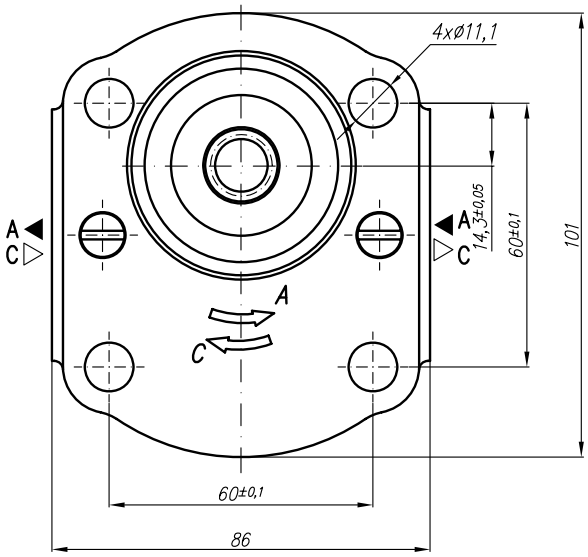

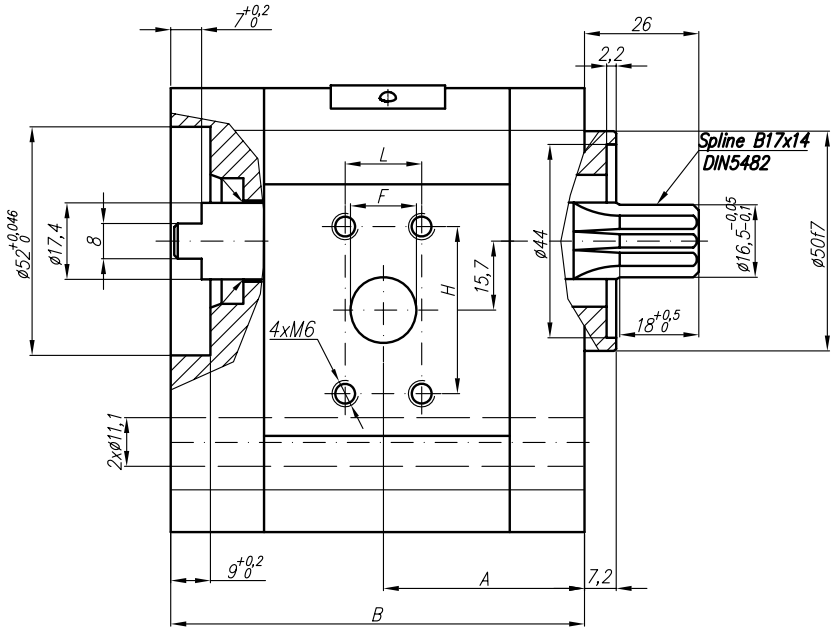

At pump displacement above 10ccm the Inlet port is rotated:

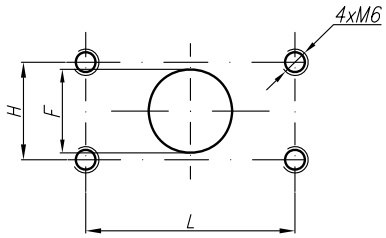

Type	Displacement	Flow		Pressure	max Speed	Dimension							
		at 1500 rpm	at max rpm	P_{nom}	n	A	B	Inlet			Outlet		
	cm^3/rev	l/min	l/min	bar	rpm	mm	mm	H	L	F	H	L	F
20A(C)4,5X654	4,5	6,14	14,33	250	3500	40,5	85,2	38,1	17,4	15	38,1	17,4	15
20A(C)6,3X654	6,3	8,69	20,29	250	3500	42	88,2						
20A(C)8,2X654	8,2	11,32	26,40	250	3500	43,5	91,1						
20A(C)10X654	10	13,95	32,55	250	3500	45	94,1						
20A(C)11X654	11,3	15,76	36,78	250	3500	46	96,2	22,2	47,6	19			
20A(C)12X654	12	16,92	39,48	250	3500	46,5	97,5						
20A(C)14X654	14	19,95	46,55	250	3500	48	100,6						
20A(C)15X654	15	21,60	36,00	250	2500	49	102,1						
20A(C)16X654	16	23,04	38,40	250	2500	50	103,8						
20A(C)19X654	19	27,36	45,60	200	2500	52	108,7						
20A(C)22X654	22	31,68	42,24	180	2000	55	113,7			25			
20A(C)25X654	25	36,00	48,00	160	2000	57,2	118,5						

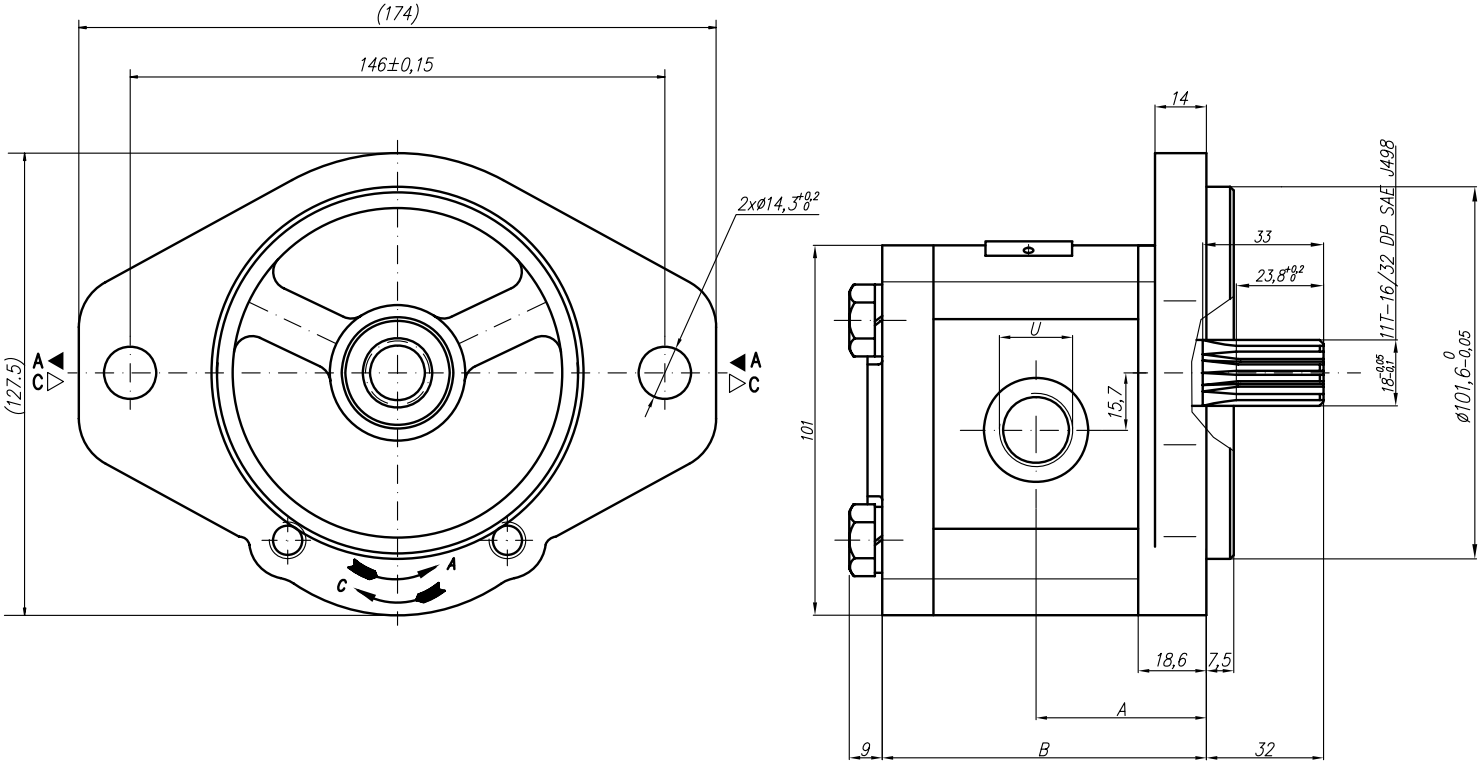

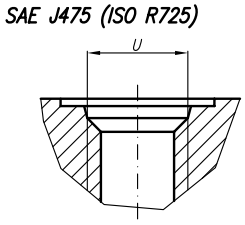

Type	Displacement	Flow		Pressure	max Speed	Dimension							
		at 1500 rpm	at max rpm	P_{nom}	n	A	B	Inlet			Outlet		
	cm^3/rev	l/min	l/min	bar	rpm	mm	mm	M	G	U	M	G	U
20A(C)4,5X655U	4,5	6,14	14,33	250	3500	42	79,6						
20A(C)6,3X655U	6,3	8,69	20,29	250	3500	43,6	82,6						
20A(C)8,2X655U	8,2	11,32	26,40	250	3500	45	85,6						
20A(C)10X655U	10	13,95	32,55	250	3500	46,6	88,7			1 1/16" -12UNF			7/8" -14UNF
20A(C)11X655U	11,3	15,76	36,78	250	3500	47,6	90,7						
20A(C)12X655U	12	16,92	39,48	250	3500	48,2	91,9						
20A(C)14X655U	14	19,95	46,55	250	3500	49,6	95						
20A(C)15X655U	15	21,60	36,00	250	2500	50,6	96,5						
20A(C)16X655U	16	23,04	38,40	250	2500	51,6	98,2						
20A(C)19X655U	19	27,36	45,60	200	2500	53,6	103,1						
20A(C)22X655U	22	31,68	42,24	180	2000	56,6	108,1						
20A(C)25X655U	25	36,00	48,00	160	2000	58,8	113						

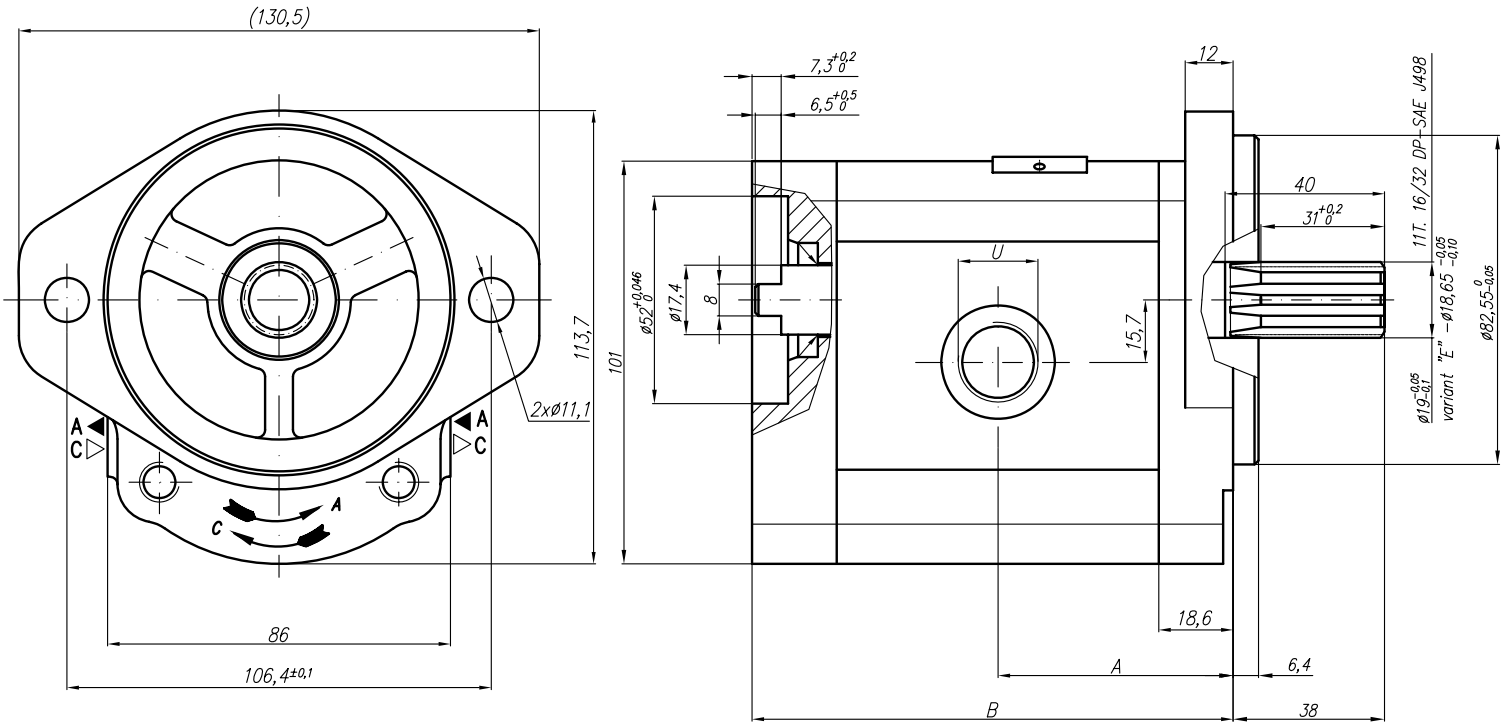

Variant "U"

SAE J475 (ISO R725)

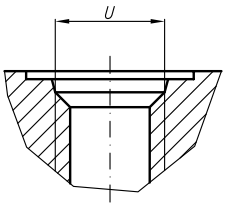

Type	Displacement	Flow		Pressure	max Speed	Dimension							
		at 1500 rpm	at max rpm	P_{nom}	n	A	B	Inlet			Outlet		
	cm^3/rev	l/min	l/min	bar	rpm	mm	mm	M	G	U	M	G	U
20A(C)14X656HD	14	20,16	47,04	250	3500	54,9	112,5			1 1/16" - 12UNF			7/8" - 14UNF
20A(C)15X656HD	15	21,60	43,20	250	3000	55,6	114						
20A(C)16X656HD	16	23,04	46,08	250	3000	56,5	115,6						
20A(C)17,3X656HD	17,3	24,91	49,82	230	3000	57,6	117,7						
20A(C)18,2X656HD	18,2	26,21	52,42	210	3000	58,4	119,3						
20A(C)19X656HD	19	27,36	54,72	200	3000	59	120,6						
20A(C)22X656HD	22	31,68	52,80	180	2500	61,5	125,6						
20A(C)25X656HD	25	36,00	60,00	160	2500	63,9	130,5						
20A(C)28X656HD	28	40,32	67,20	130	2500	66,4	135,3						
20A(C)32X656HD	32	46,08	61,44	120	2000	69,6	141,6						
20A(C)36X656HD	36	51,84	69,12	100	2000	72,8	148,2						

Designed as I section of tandem gear pump 22A(C)...X664H/...X665H

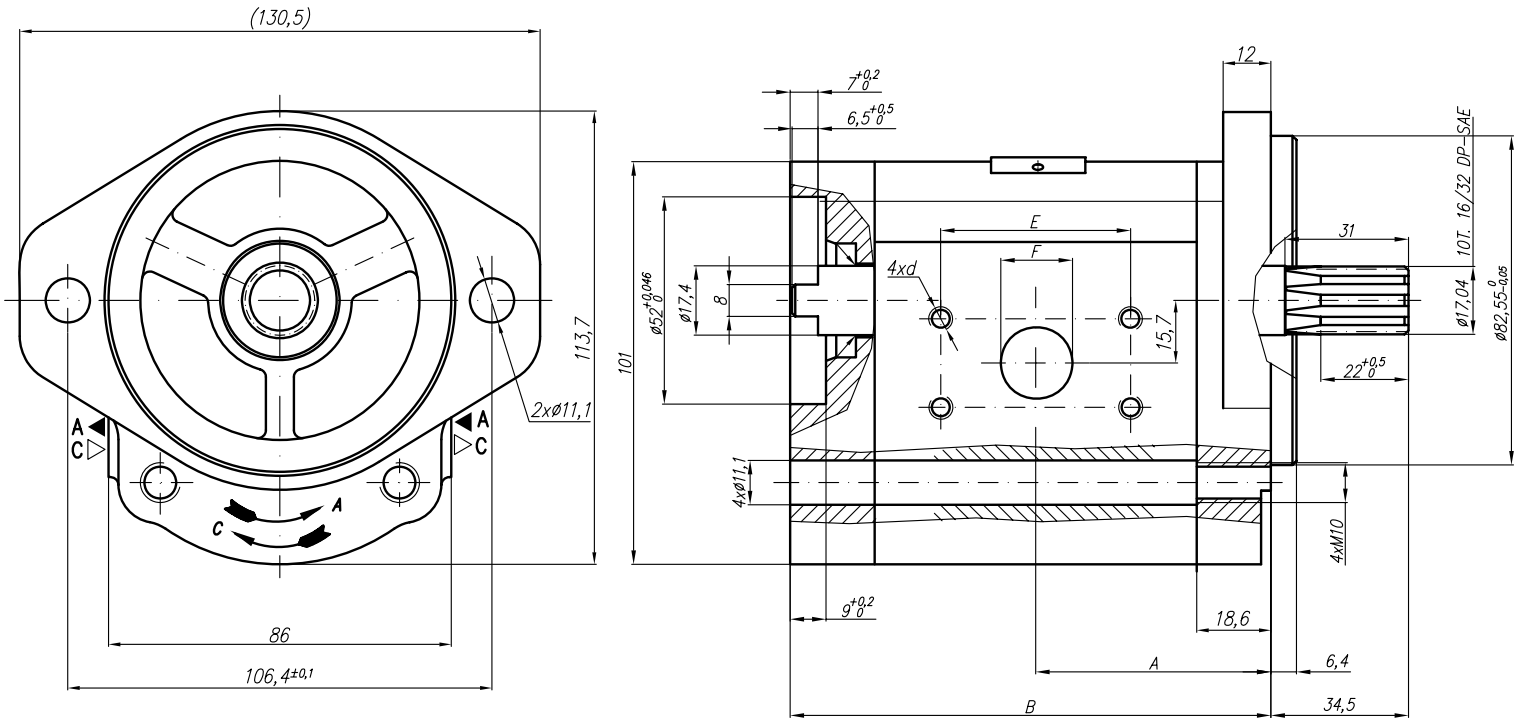

Type	Displacement	Flow		Pressure	max Speed	Dimension											
		at 1500 rpm	at max rpm	P_{nom}	n	A	B	Inlet					Outlet				
	cm^3/rev	l/min	l/min	bar	rpm	mm	mm	E	H	d	F	U	E	H	d	F	U
20A(C)15X664H	15	20,48	47,78	250	3500	55,6	114	52,7	26,2	3/8"-14UNC-2B	25		47,6	22,2	3/8"-14UNC-2B	17	
20A(C)16X664H	16	22,08	51,52	250	3500	56,6	115,6										
20A(C)17,3X664H	17,3	23,87	55,71	250	3500	57,6	117,7										
20A(C)18,2X664H	18,2	25,39	59,24	250	3500	58,4	119,3										
20A(C)19X664H	19	26,51	61,85	250	3500	59	120,6										
20A(C)22X664H	22	31,02	72,38	250	3500	61,5	125,2										
20A(C)25X664H	25	35,63	83,13	250	3500	63,9	130,5										
20A(C)28X664H	28	40,32	67,20	250	2500	66,4	135,3										
20A(C)32X664H	32	46,08	76,80	250	2500	69,6	141,6										
20A(C)36X664H	36	51,84	86,40	200	2500	72,8	148,2										

Designed as II section of tandem gear pump 22A(C)...X664H/...X665H

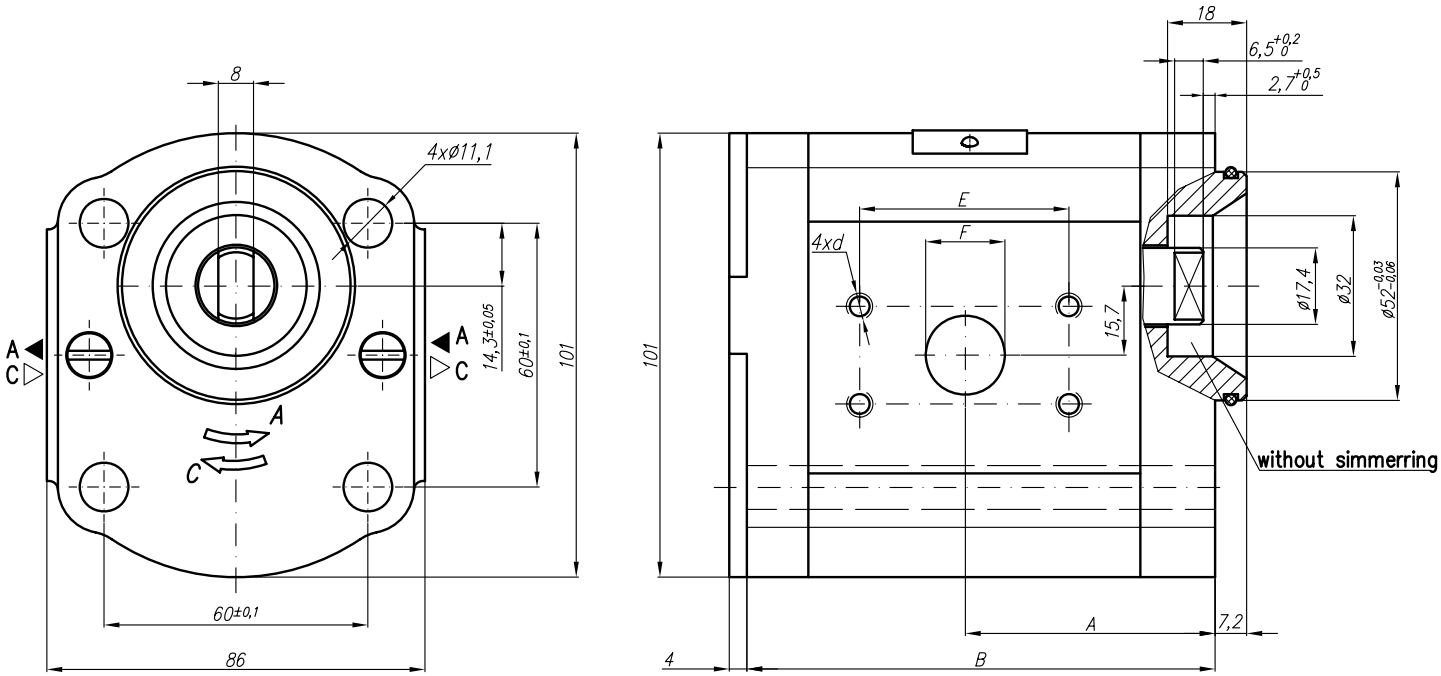

Type	Displacement	Flow		Pressure	max Speed	Dimension											
		at 1500 rpm	at max rpm	P_{nom}	n	A	B	Inlet					Outlet				
	cm^3/rev	l/min	l/min	bar	rpm	mm	mm	E	H	d	F	U	E	H	d	F	U
20A(C)15X665H	15	20,48	47,78	250	3500	54	105,2	52,7	26,2	3/8"-14UNC-2B	25		47,6	22,2	3/8"-14UNC-2B	18	
20A(C)16X665H	16	22,08	51,52	250	3500	54,9	106,8										
20A(C)17,3X665H	17,3	23,87	55,71	250	3500	56	108,9										
20A(C)18,2X665H	18,2	25,39	59,24	250	3500	56,8	110,5										
20A(C)19X665H	19	26,51	61,85	250	3500	57,4	111,8										
20A(C)22X665H	22	31,02	72,38	250	3500	59,9	116,8										
20A(C)25X665H	25	35,63	83,13	250	3500	62,3	121,7										
20A(C)28X665H	28	40,32	67,20	250	2500	64,8	126,5										
20A(C)32X665H	32	46,08	76,80	250	2500	68	132,8										
20A(C)36X665H	36	51,84	86,40	200	2500	71,2	139,4										

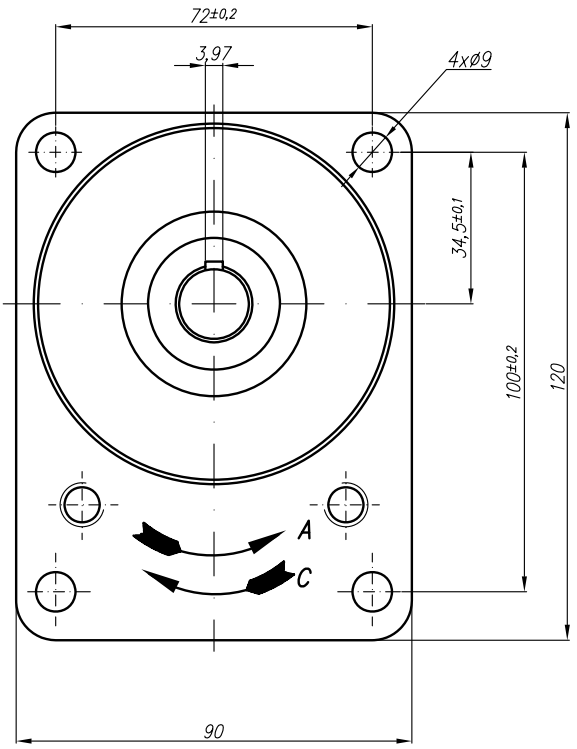

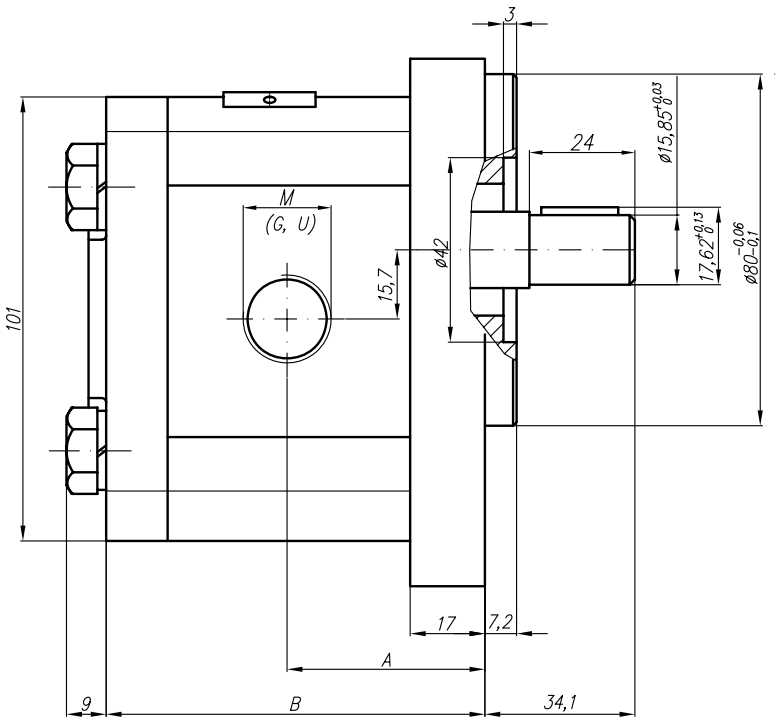

Variant "U"
SAE J475 (ISO R725)

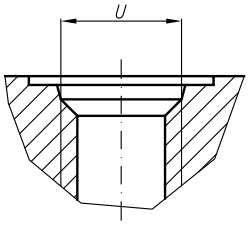

Type	Displacement	Flow		Pressure	max Speed	Dimension							
		at 1500 rpm	at max rpm	P_{nom}	n	A	B	Inlet			Outlet		
	cm^3/rev	l/min	l/min	bar	rpm	mm	mm	M	G	U	M	G	U
20A(C)4,5X670...	4,5	6,14	14,33	250	3500	39,8	78	M20x1,5	G1/2	1 1/16"-12UNF	M16x1,5	G1/2	7/8"-14UNF
20A(C)6,3X670...	6,3	8,69	20,29	250	3500	41	81						
20A(C)8,2X670...	8,2	11,32	26,40	250	3500	43,1	83,9						
20A(C)10X670...	10	13,95	32,55	250	3500	47,5	87		G3/4				
20A(C)11X670...	11,3	15,76	36,78	250	3500	47,5	89,1						
20A(C)12X670...	12	16,92	39,48	250	3500	47,5	90,3						
20A(C)14X670...	14	19,95	46,55	250	3500	47,5	93,4						
20A(C)15X670...	15	21,60	36,00	250	2500	47,5	94,9						
20A(C)16X670...	16	23,04	38,40	250	2500	47,5	96,6						
20A(C)19X670...	19	27,36	45,60	200	2500	47,5	101,5				M20X1,5		
20A(C)22X670...	22	31,68	42,24	180	2000	55	106,5						
20A(C)25X670...	25	36,00	48,00	160	2000	57,2	111,4						

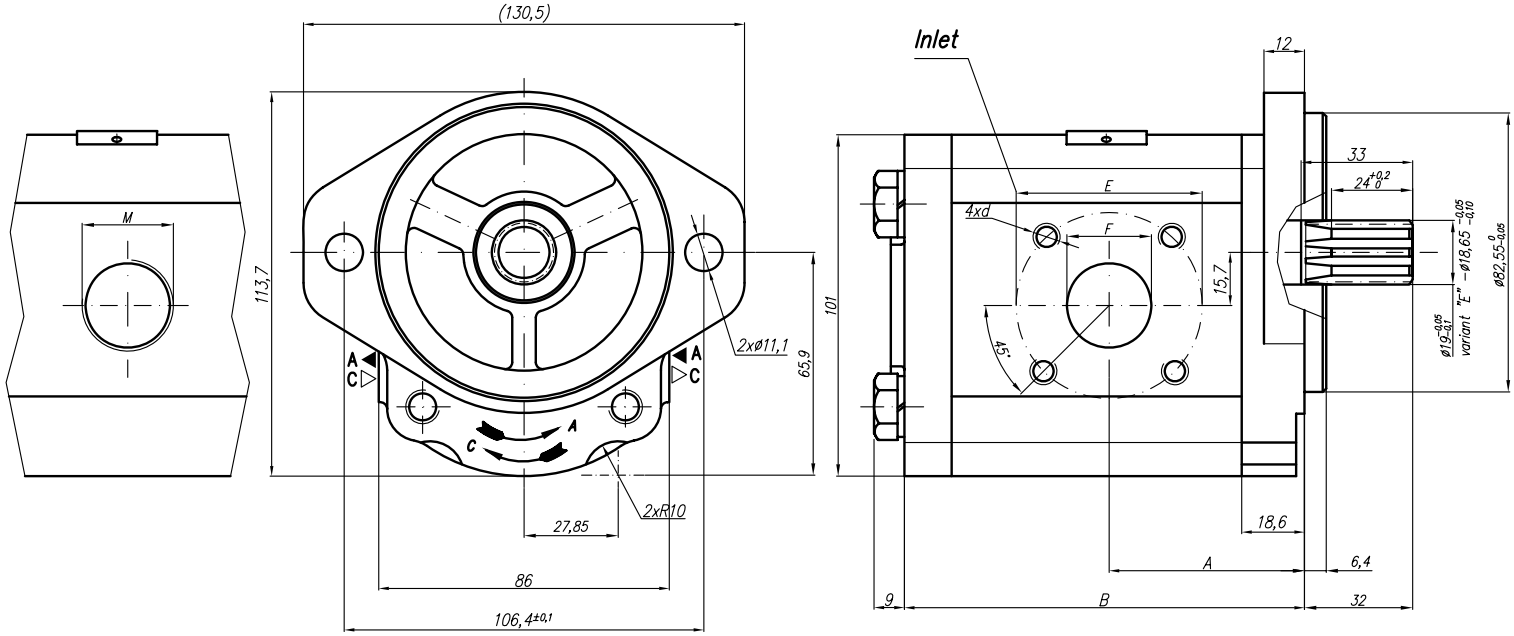

Outlet
ISO 6149-1

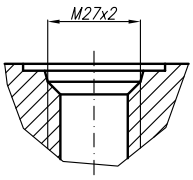

Type	Displacement	Flow		Pressure	max Speed	Dimension							
		at 1500 rpm	at max rpm	P_{nom}	n	A	B	Inlet			Outlet		
	cm^3/rev	l/min	l/min	bar	rpm	mm	mm	E	F	d	M	G	U
20A(C)14X671HDJD	14							55	25	M8-6H	M27x2		
20A(C)15X671HDJD	15	21,60	43,20	250	3000								
20A(C)16X671HDJD	16	23,04	46,08	250	3000								
20A(C)17,3X671HDJD	17,3	24,91	49,82	230	3000								
20A(C)18,2X671HDJD	18,2	26,21	52,42	210	3000								
20A(C)19X671HDJD	19	27,36	54,72	200	3000								
20A(C)22X671HDJD	22	31,68	52,80	180	2500	57,8	118,4						
20A(C)25X671HDJD	25	36,00	60,00	160	2500								
20A(C)28X671HDJD	28	40,32	67,20	130	2500								
20A(C)32X671HDJD	32	46,08	61,44	120	2000								
20A(C)36X671HDJD	36	51,84	69,12	100	2000								

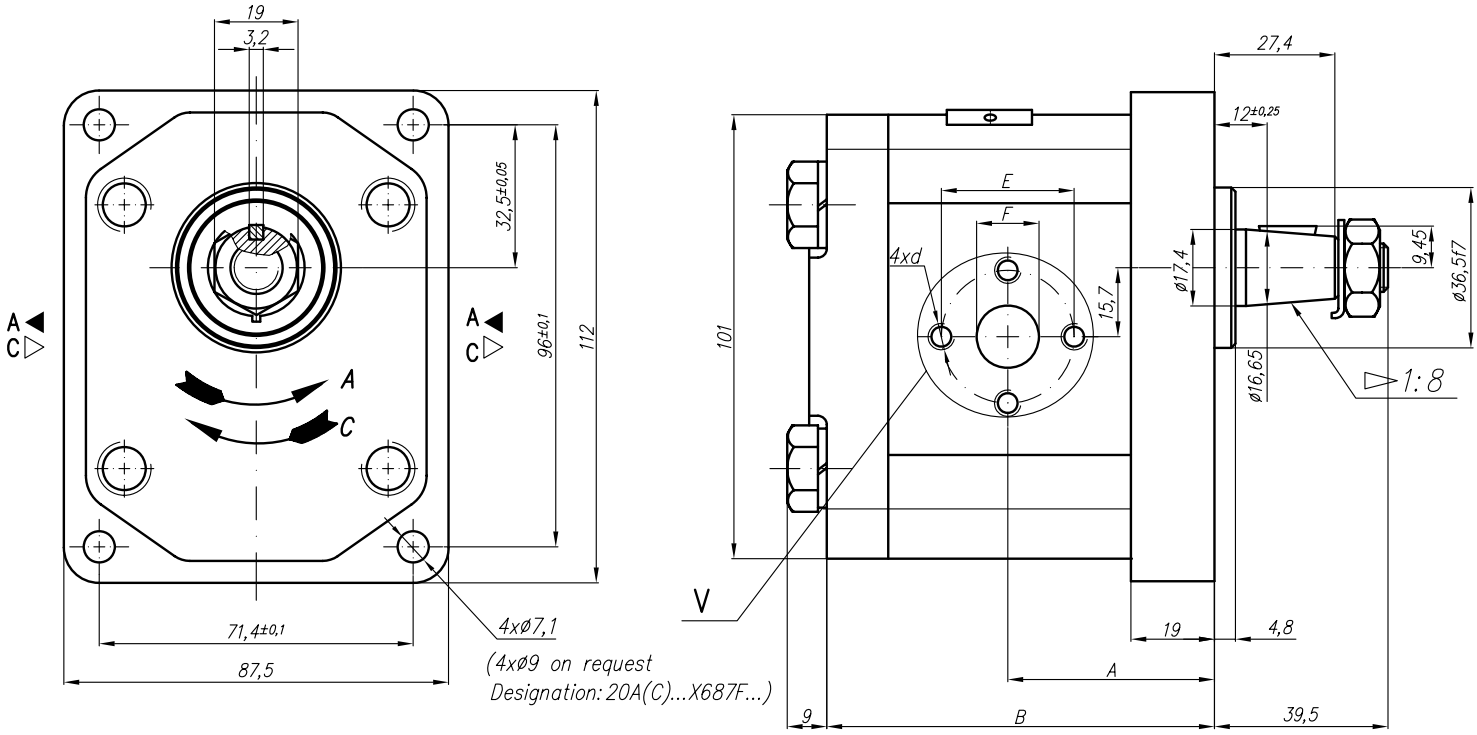

V
Variants for ports – M;G;U

Designations:

...X687 – Normal version (flanges);
...X687M – Metric threads;
...X687G – GAS threads;
...X687U – SAE UNF threads;

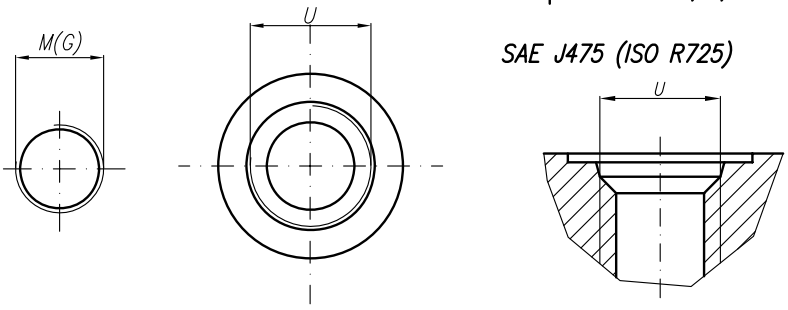

Type	Displacement	Flow		Pressure	max Speed	Dimension															
		at 1500 rpm	at max rpm	P_{nom}	n	A	B	Inlet						Outlet					
	cm^3/rev	l/min	l/min	bar	rpm	mm	mm	E	F	d	M	G	U	E	F	d	M	G	U
20A(C)4,5X687...	4,5	6,14	14,33	250	3500	42,5	80	30,2	13,1	M6-6H	M20x1,5	G1/2	1 1/16"-12UNF	30,2	13,1	M6-6H	M16x1,5	G1/2	7/8"-14UNF
20A(C)6,3X687...	6,3	8,69	20,29	250	3500	44	83												
20A(C)8,2X687...	8,2	11,32	26,40	250	3500	45,5	85,9												
20A(C)10X687...	10	13,95	32,55	250	3500	Equivalent to 20A(C)...X006 and 20A(C)...X016		39,7	19	M8-6H		G3/4			14,2				
20A(C)11X687...	11,3	15,76	36,78	250	3500														
20A(C)12X687...	12	16,92	39,48	250	3500														
20A(C)14X687...	14	19,95	46,55	250	3500														
20A(C)15X687...	15	21,60	36,00	250	2500														
20A(C)16X687...	16	23,04	38,40	250	2500												M20x1,5		
20A(C)19X687...	19	27,36	45,60	200	2500														
20A(C)22X687...	22	31,68	42,24	180	2000														
20A(C)25X687...	25	36,00	48,00	160	2000									39,7	19	M8			

Contents

Pump type	Page	Pump type	Page	Pump type	Page
30A(C)...X002H	4	30A(C)...X247Y	30	30A(C)...X379H	56
30A(C)...X013H	5	30A(C)...X248H	31	30A(C)...X383HVU	57
30A(C)...X068H	6	30A(C)...X248Y	32	30A(C)...X401HVU	58
30A(C)...X068HU	7	30A(C)...X263H	33	30A(C)...X407H	59
30A(C)...X136H	8	30A(C)...X263WH	34	30A(C)...X415H	60
30A(C)...X136Y	9	30A(C)...X274H	35	30A(C)...X454H	61
30A(C)...X146H	10	30A(C)...X276H	36	30A(C)...X455H	62
30A(C)...X160H	11	30A(C)...X277H	37	30A(C)...X456HVU	63
30A(C)...X160WH	12	30A(C)...X277Y	38	30A(C)...X456HWU	64
30A(C)...X162H	13	30A(C)...X300H	39	40A(C)...X471H	65
30A(C)...X163H	14	30A(C)...X309H	40	40A(C)...X473H	66
30A(C)...X166H	15	30A(C)...X323H	41	30A(C)...X505H	67
30A(C)...X169H	16	30A(C)...X324H	42	30A(C)...X547H	68
30A(C)...X189H	17	30A(C)...X325H	43	30A(C)...X549H	69
30A(C)...X190H	18	30A(C)...X337H	44	30A(C)...X569H	70
30A(C)...X197H	19	30A(C)...X338H	45	30A(C)...X584H	71
30A(C)...X198H	20	30A(C)...X339H	46	30A(C)...X610HV	72
30A(C)...X236H	21	30A(C)...X344H	47	30A(C)...X611H	73
30A(C)...X237H	22	30A(C)...X345H	48	30A(C)...X613H	74
30A(C)...X239H	23	30A(C)...X353H	49	30A(C)...X615H	75
30A(C)...X240H	24	30A(C)...X356H	50	30A(C)...X616H	76
30A(C)...X241H	25	40A(C)...X371H	51	30A(C)...X617H	77
30A(C)...X242H	26	40A(C)...X372H	52	30A(C)...X623H	78
30A(C)...X245H	27	40A(C)...X373H	53	30A(C)...X624H	79
30A(C)...X245HS	28	40A(C)...X374H	54	30A(C)...X675H	80
30A(C)...X247H	29	30A(C)...X376H	55		

General description

The gear pumps are designed for transforming the mechanical energy as energy of the working liquid (pressure and flow rate). They are simplified in construction and they have a relatively low cost. All these benefits ensure their wide application in the hydraulic systems.

Drive arangements

The pump drive may be direct or indirect (by gear, chains, or belt transmissions). Both drives should not impose axial or radial forces on the pump shaft. Oldham coupling serrated drive adapters are used with direct drive. For indirect drive refer to the manufacturer.

The gear pumps are designed to work at the conditions mentioned below:

- Working liquid: hydraulic oils with viscosity 16 ... 200 mm^2/s;
- Degree of filtration: 15 ... 25 ì m;
- Ambient temperature range: - 22 ... 55 °C;
- Fluid temperature range: - 25 ... 80 °C;
- Inlet pressure, absolute: 0.8 ... 2.2 bar;
- Fluid velocity (suctiun line) 0,5 ... 1 m/s
- Outlet pressure up to 250 bar.

The gear pumps made by "Caproni" are produced in 5 diferent groups: 00, 10, 20 and 20H, 30 and 40. The displacements of the pumps are in the range from 0.25 to 60 cm^3.

Group 00 q = 0.25 ... 2 cm^3;
Group 10 q = 1 ... 9.8 cm^3;
Group 20 q = 4.5 ... 25 cm^3;
Group 20H q = 15 ... 36 cm^3;
Group 30 q = 20 ... 60 cm^3;
Group 40 q = 46 ... 60 cm^3.

There are different variants of flanges, shafts and ports for each pump group (standard; Germany; USA ...).

We offer the next variants too:

- tandem pumps;
- pumps with build-in valves;
- reversible pumps;
- reversible gear motors.

Used symbols:

n - speed of rotation [min^{-1}];
p - pressure [bar];
q - displacement [cm^3];
η - total efficiency $\eta = \eta_q . \eta_{hm}$ [-];
η_{hm} - hydromechanical efficiency [-];
η_q - volumetric efficiency [-].

Commonly used formulas:

Flow: $Q = \frac{q.n.\eta}{1000}$ [l/min]

Torque: $M \cong \frac{q.p}{20.\pi}$ [N.m]

Drive power: $P = \frac{Q.p}{600}$ [kW]

A relationship between the direction of rotation and the place of the inlet and outlet ports of the pumps

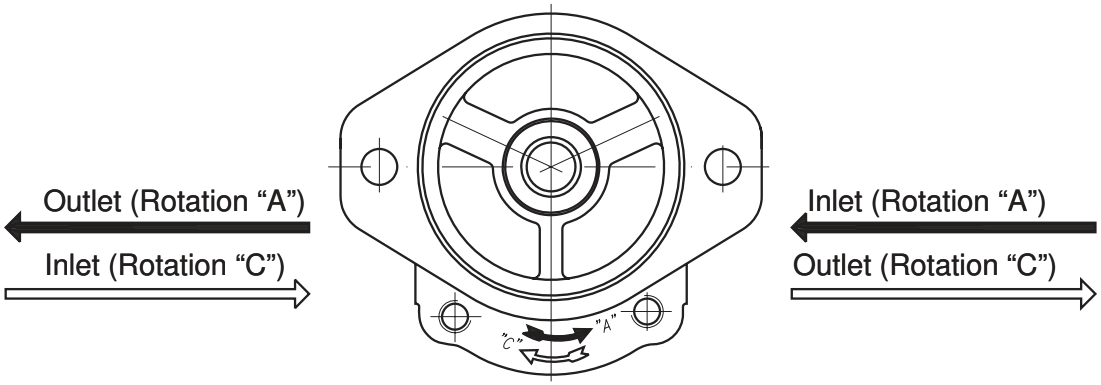

How to order:

Group	Rotation	Displacement code	Drive shaft	Pump code	Ports
00 **10** **20** **30** **40**	**A** ↺ **C** ↻ **R** Ω		**X** - Through the front cover **Y** - Through the both covers	***(*)	- A flange with metric threads **P4**- A flange with UNC threads **M** - Metric **G** - GAS **U** - SAE J475

Group 00	
Code	cm³
0,25	0,25
0,3	0,3
0,5	0,5
0,75	0,75
1	1
1,25	1,25
1,5	1,5
1,75	1,75
2	2

Group 10	
Code	cm³
1	1
1,25	1,25
1,6	1,6
2	2
2,5	2,5
*2,65**	*2,65*
3,15	3,15
3,65	3,65
4,2	4,2
4,7*	*4,7*
5	5
5,7	5,7
6,1	6,1
7,4	7,4
8*	*8*
8,5	8,5
9,8	9,8

Group 20	
Code	cm³
4,5	4,5
6,3	6,3
7*	7
8,2	8,2
10	10
11	11,3
12	12
14	14
15	15
16	16
17*	*17,3*
19	19
22	22
25	25
28	28
32	32
36	36

Group 20H	
Code	cm³
15	15
16	16
19	19
22	22
25	25
28	28
32	32
36	36

Group 30	
Code	cm³
20	20
22,5	22,5
25	25
28	28
32	32
36	36
42	42
46	46
50	50
55	55
60	60

Group 40	
Code	cm³
36	36
42	42
46	46
50	50
55	55
60	60

Example: 30A32X146 - Hydraulic gear pump, 30 group, direction of rotation - counter clockwise, displacement 32 cm³, modification 146.

* - These pumps - only under a special order

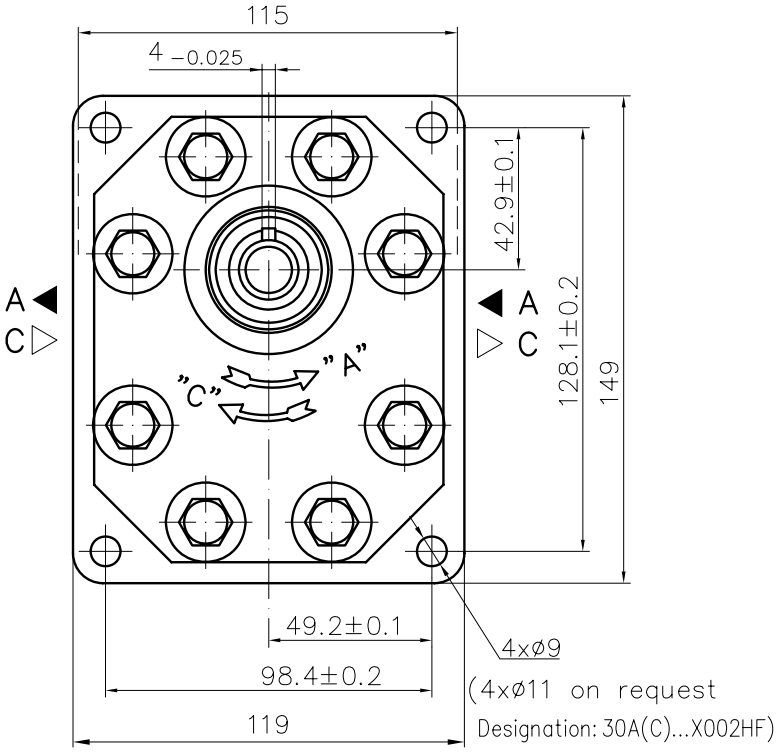

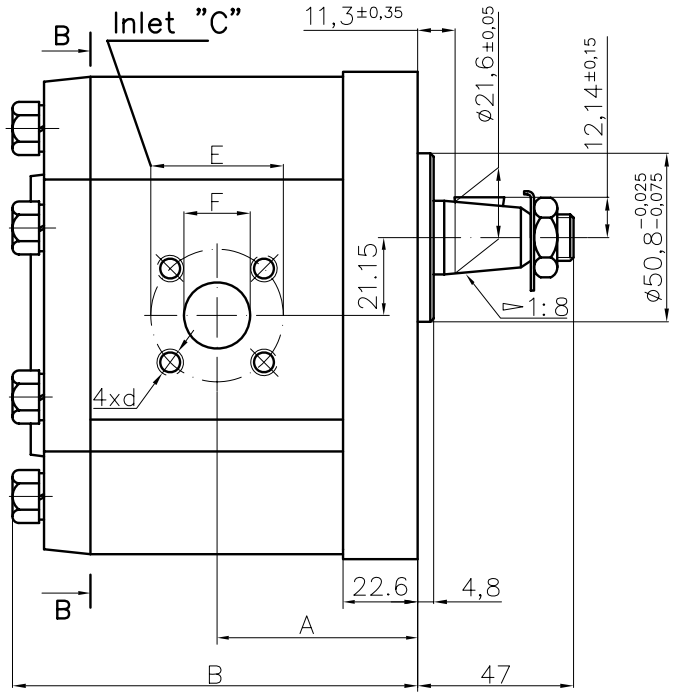

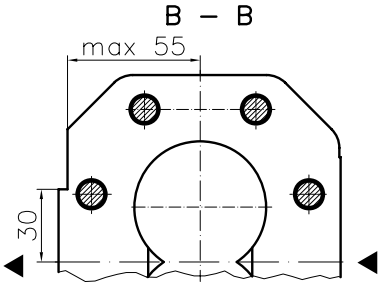

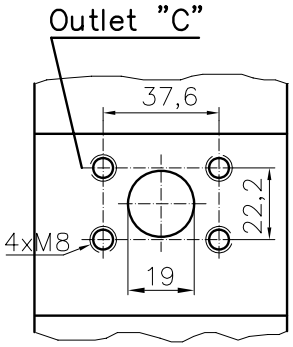

Type	Displacement	Flow		Pressure	max Speed	Dimension									
		at 1500 rpm	at max rpm	P_{nom}	n	A	B	Inlet				Outlet			
	cm^3/rev	l/min	l/min	bar	rpm	mm	mm	E	d	F1		F2	d	H2	L2
30A(C)20X002H	20	28,2	56,4	250	3000	56,1	116,7	40	M8	19		19	M8	37,6	22,2
30A(C)22,2X002H	22,5	31,7	63,5	250	3000	57,6	119,7								
30A(C)25X002H	25	35,3	70,5	250	3000	58,3	121,1								
30A(C)28X002H	28	39,5	79,0	250	3000	60,2	124,7								
30A(C)32X002	32	45,1	75,2	250	2500	62,0	128,3	51	M10	27					
30A(C)32X002H	32	45,1	90,2	250	3000	66,5	137,3								
30A(C)36X002	36	50,8	84,6	250	2500	63,5	131,4								
30A(C)36X002H	36	51,3	95,8	250	2800	68,0	140,5								
30A(C)42X002	42	59,9	91,8	230	2300	66,3	137,0								
30A(C)42X002H	42	59,9	99,8	230	2500	70,8	146,1								
30A(C)46X002H	46	65,6	100,5	230	2300	72,7	149,8								
30A(C)50X002H	50	71,3	99,8	200	2100	74,5	153,4								
30A(C)55X002H	55	78,4	91,4	200	1750	76,7	157,9								
30A(C)60X002H	60	85,5	99,8	180	1750	78,7	162,4								

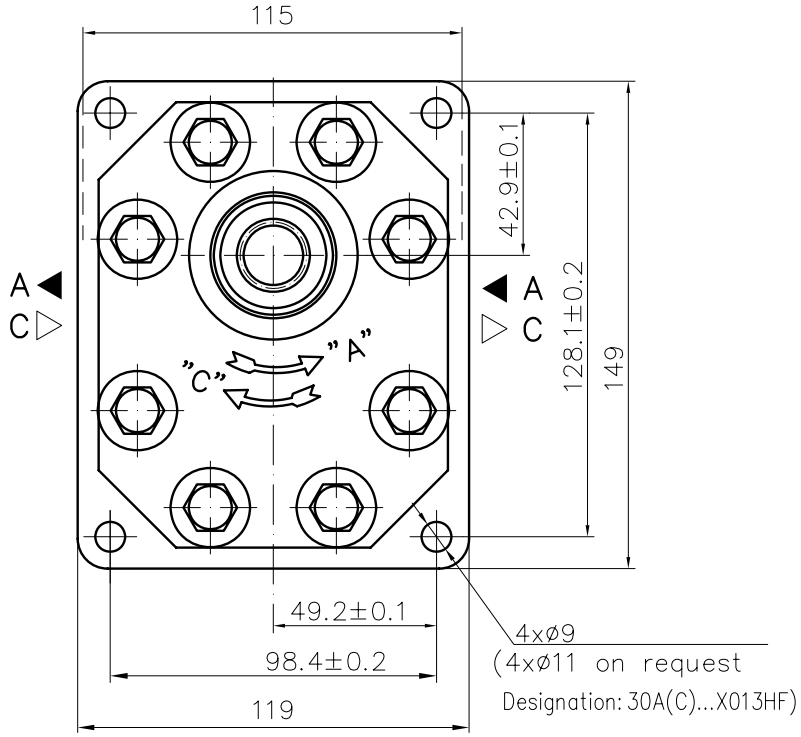

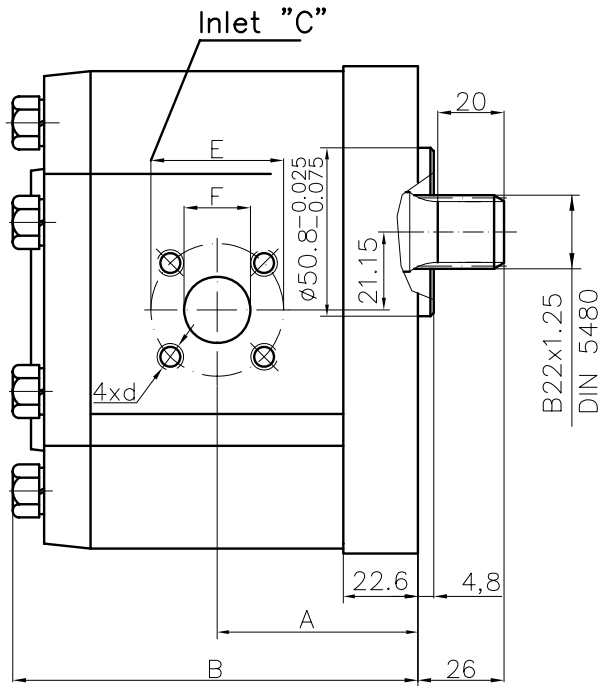

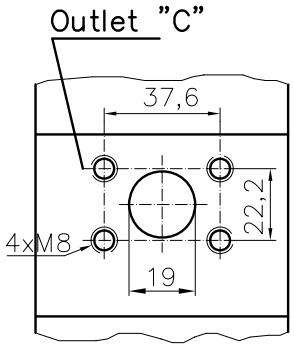

Type	Displacement	Flow		Pressure	max Speed	Dimension									
		at 1500 rpm	at max rpm	P_{nom}	n	A	B	Inlet				Outlet			
	cm^3/rev	l/min	l/min	bar	rpm	mm	mm	E	d	F1		F2	d	H2	L2
30A(C)20X013H	20	28,2	56,4	250	3000	56,1	116,7	40	M8	19		19	M8	37,6	22,2
30A(C)22,2X013H	22,5	31,7	63,5	250	3000	57,6	119,7								
30A(C)25X013H	25	35,3	70,5	250	3000	58,3	121,1								
30A(C)28X013H	28	39,5	79,0	250	3000	60,2	124,7								
30A(C)32X013	32	45,1	75,2	250	2500	62,0	128,3	51	M10	27					
30A(C)32X013H	32	45,1	90,2	250	3000	66,5	137,3								
30A(C)36X013	36	50,8	84,6	250	2500	63,5	131,4								
30A(C)36X013H	36	51,3	95,8	250	2800	68,0	140,5								
30A(C)42X013	42	59,9	91,8	230	2300	66,3	137,0								
30A(C)42X013H	42	59,9	99,8	230	2500	70,8	146,1								
30A(C)46X013H	46	65,6	100,5	230	2300	72,7	149,8								
30A(C)50X013H	50	71,3	99,8	200	2100	74,5	153,4								
30A(C)55X013H	55	78,4	91,4	200	1750	76,7	157,9								
30A(C)60X013H	60	85,5	99,8	180	1750	78,7	162,4								

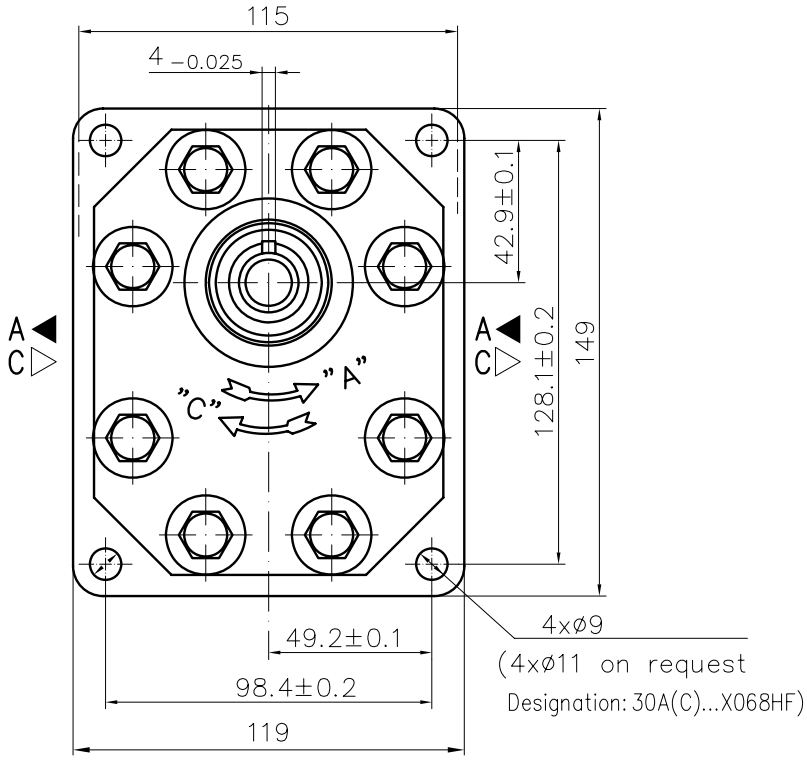

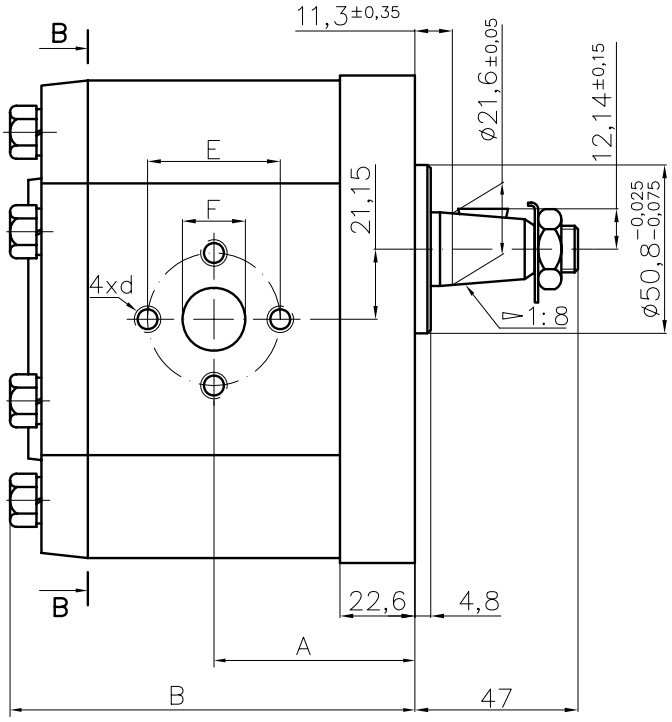

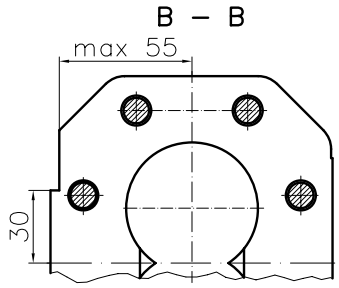

Type	Displacement	Flow		Pressure	max Speed	Dimension							
		at 1500 rpm	at max rpm	P_{nom}	n	A	B	Inlet			Outlet		
	cm^3/rev	l/min	l/min	bar	rpm	mm	mm	E	d	F	E	d	F
30A(C)20X068H	20	28,2	56,4	250	3000	56,1	116,7	ø40	M8	ø19	ø40	M8	ø19
30A(C)22,2X068H	22,5	31,7	63,5	250	3000	57,6	119,7						
30A(C)25X068H	25	35,3	70,5	250	3000	58,3	121,1						
30A(C)28X068H	28	39,5	79,0	250	3000	60,2	124,7						
30A(C)32X068	32	45,1	75,2	250	2500	62,0	128,3	ø51	M10	ø27			
30A(C)32X068H	32	45,1	90,2	250	3000	66,5	137,3						
30A(C)36X068	36	50,8	84,6	250	2500	63,5	131,4						
30A(C)36X068H	36	51,3	95,8	250	2800	68,0	140,5						
30A(C)42X068	42	59,9	91,8	230	2300	66,3	137,0						
30A(C)42X068H	42	59,9	99,8	230	2500	70,8	146,1						
30A(C)46X068H	46	65,6	100,5	230	2300	72,7	149,8						
30A(C)50X068H	50	71,3	99,8	200	2100	74,5	153,4						
30A(C)55X068H	55	78,4	91,4	200	1750	76,7	157,9						
30A(C)60X068H	60	85,5	99,8	180	1750	78,7	162,4						

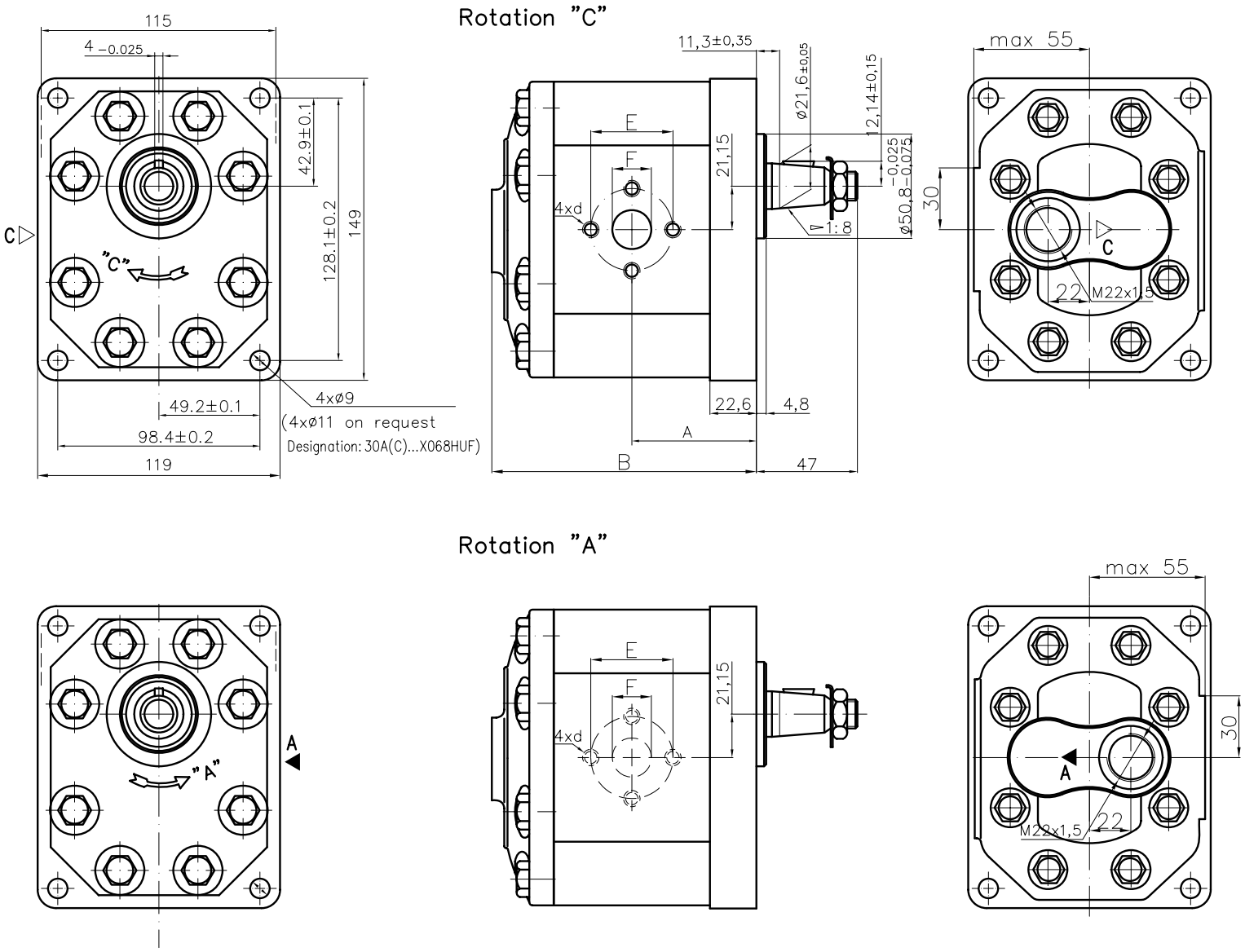

Type	Displacement	Flow		Pressure	max Speed	Dimension							
		at 1500 rpm	at max rpm	P_{nom}	n	A	B	Inlet			Outlet		
	cm^3/rev	l/min	l/min	bar	rpm	mm	mm	E	d	F	E	d	F
30A(C)20X068HU	20	28,2	56,4	250	3000	56,1	118,7						
30A(C)22,2X068HU	22,5	31,7	63,5	250	3000	57,6	121,7	ø40	M8	ø19			
30A(C)25X068HU	25	35,3	70,5	250	3000	58,3	123,1						
30A(C)28X068HU	28	39,5	79,0	250	3000	60,2	126,7						
30A(C)32X068U	32	45,1	75,2	250	2500	62,0	130,3						
30A(C)32X068HU	32	45,1	90,2	250	3000	66,5	139,3						
30A(C)36X068U	36	50,8	84,6	250	2500	63,5	133,4						
30A(C)36X068HU	36	51,3	95,8	250	2800	68,0	142,5				ø40	M8	ø19
30A(C)42X068U	42	59,9	91,8	230	2300	66,3	139,0						
30A(C)42X068HU	42	59,9	99,8	230	2500	70,8	148,1	ø51	M10	ø27			
30A(C)46X068HU	46	65,6	100,5	230	2300	72,7	151,8						
30A(C)50X068HU	50	71,3	99,8	200	2100	74,5	155,4						
30A(C)55X068HU	55	78,4	91,4	200	1750	76,7	159,9						
30A(C)60X068HU	60	85,5	99,8	180	1750	78,7	164,4						

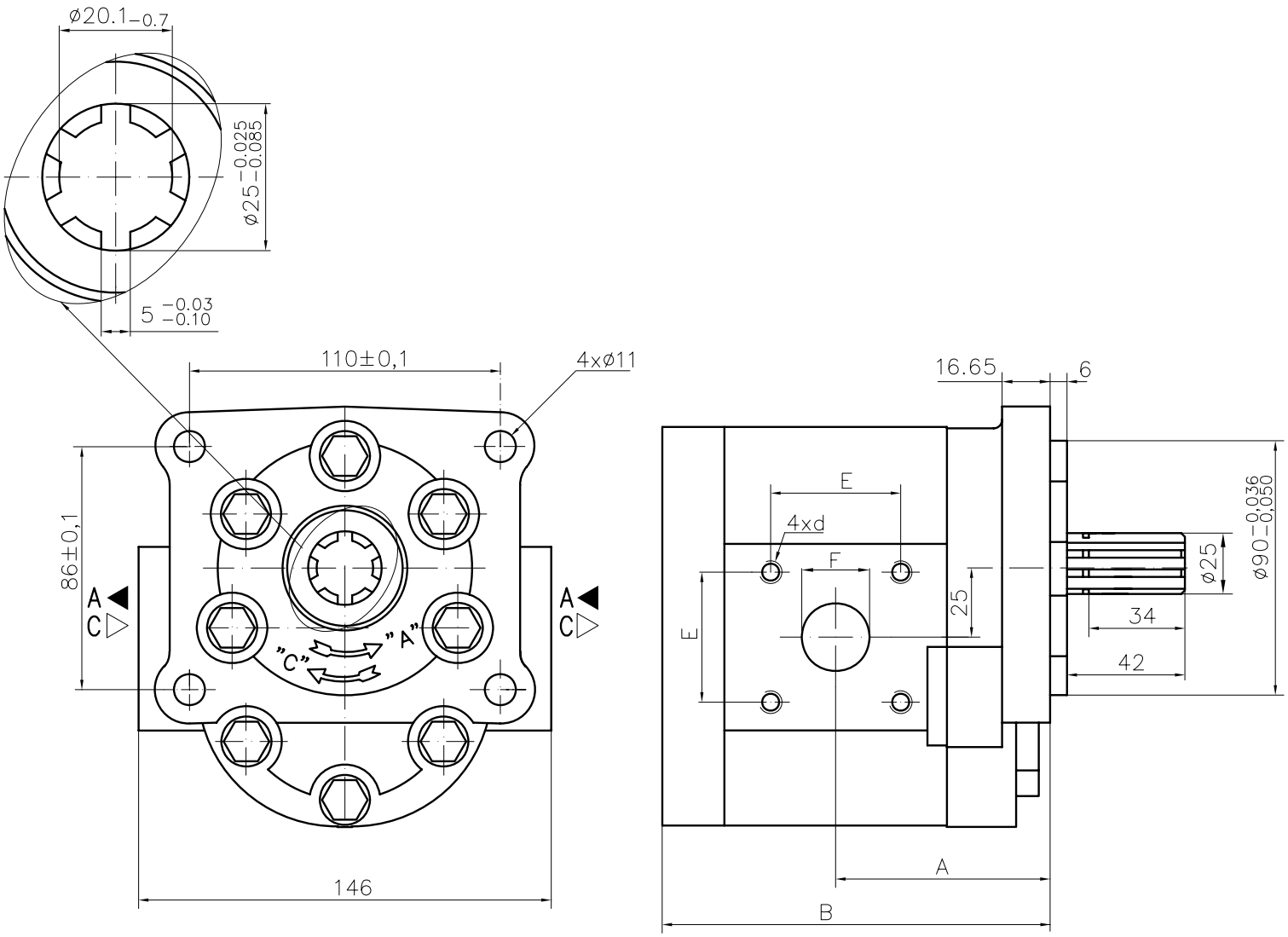

Type	Displacement	Flow		Pressure	max Speed	Dimension							
		at 1500 rpm	at max rpm	P_{nom}	n	A	B	Inlet			Outlet		
	cm^3/rev	l/min	l/min	bar	rpm	mm	mm	E	d	F	E	d	F
30A(C)25X136	24,5	34,5	69,1	200	3000	72,5	130,1	46	M8	20	46	M8	20
30A(C)32X136	32	45,1	75,2	200	2500	76,0	137,4	46	M8	22	46	M8	22
30A(C)32X136H	32	45,1	75,2	200	2500	76,0	137,9						
30A(C)46X136	46	65,6	100,5	190	2300	72,5	141,4	54	M10	27	54	M10	27
30A(C)46X136H	46	65,6	100,5	190	2300	72,5	150,4						
30A(C)50X136	50	71,3	99,8	175	2100	72,5	145,0						
30A(C)50X136H	50	71,3	99,8	175	2100	72,5	154,0						

Variant
30A(C)...X136Y1

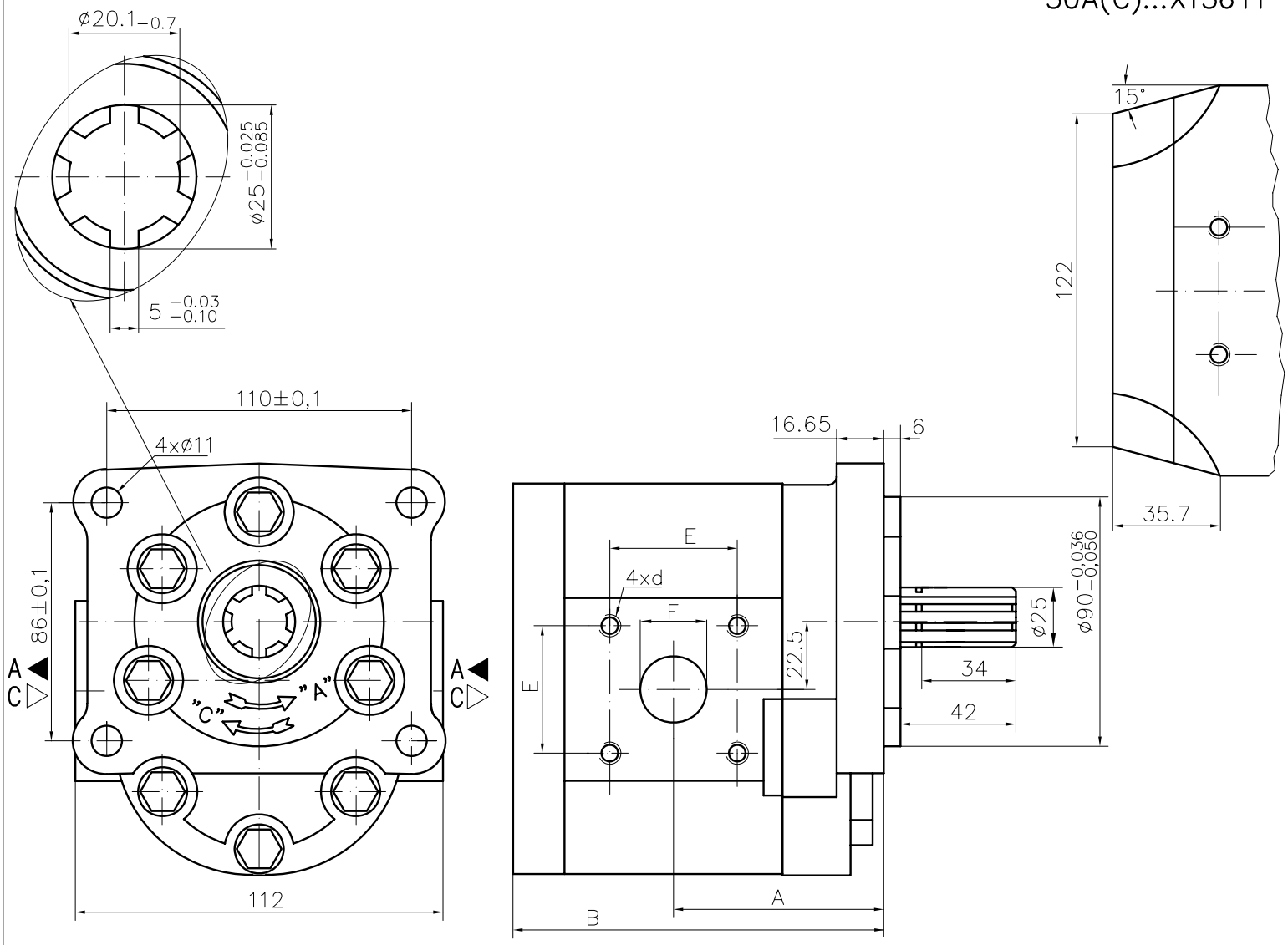

Type	Displacement	Flow		Pressure	max Speed	Dimension							
		at 1500 rpm	at max rpm	P_{nom}	n	A	B	Inlet			Outlet		
	cm^3/rev	l/min	l/min	bar	rpm	mm	mm	E	d	F	E	d	F
30A(C)25X136Y	24,5	34,5	69,1	200	3000	64,0	121,7	46	M8	20	46	M8	20
30A(C)32X136Y	32	45,1	75,2	200	2500	67,6	128,9			22			22
30A(C)46X136Y	46	65,6	100,5	190	2300	72,5	141,4	54	M10	27	54	M10	27
30A(C)50X136Y	50	71,3	99,8	175	2100	72,5	145,0						
30A(C)20X136Y1	19,5	27,5	55,0	200	3000	61,8	117,2	46	M8	19	46	M8	19
30A(C)25X136Y1	24,5	34,5	57,6	200	2500	64,0	121,6			20			20
30A(C)32X136Y1	32	45,1	75,2	200	2500	67,6	128,9			22			22
30A(C)46X136Y1	46	65,6	100,5	190	2300	72,5	141,4	54	M10	27	54	M10	27
30A(C)50X136Y1	50	71,3	99,8	175	2100	72,5	145,0						

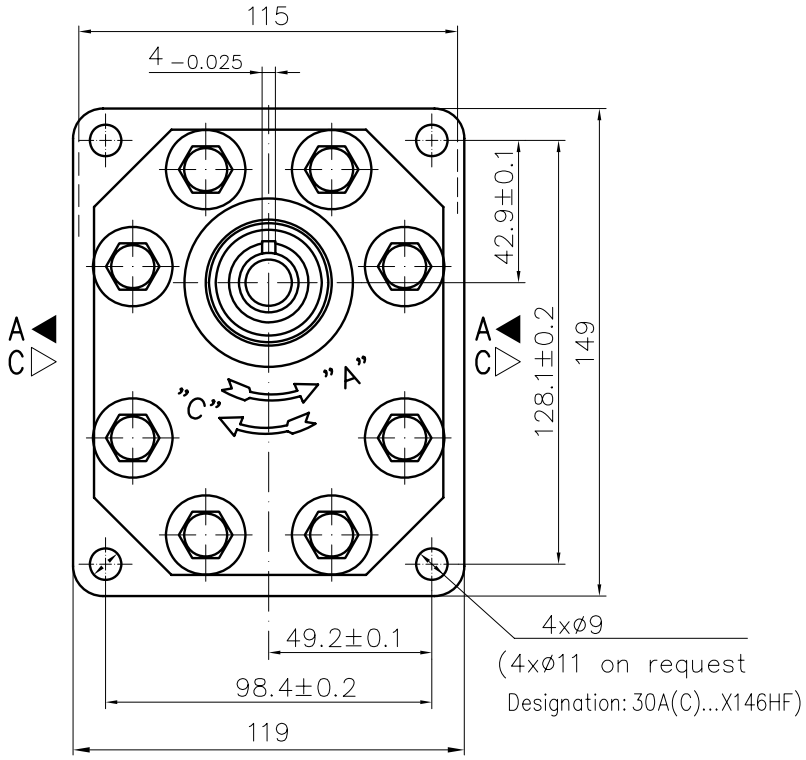

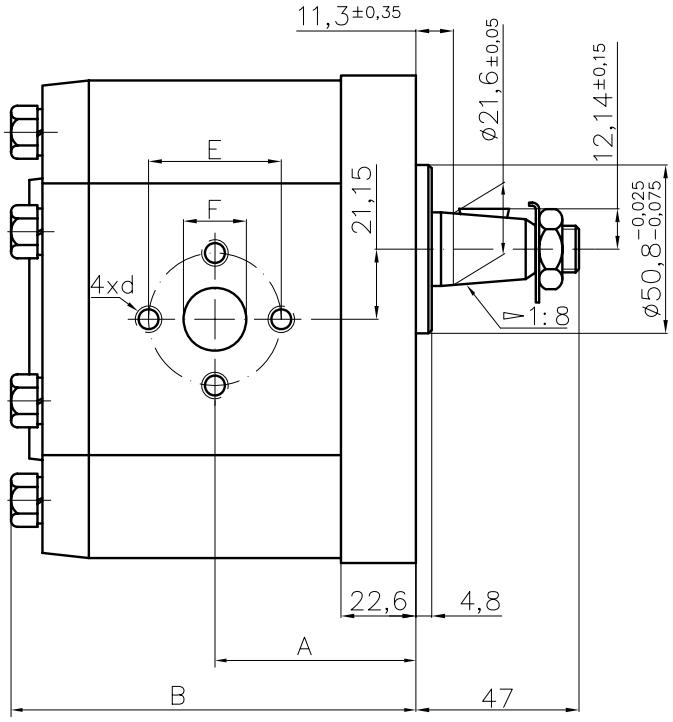

Type	Displacement	Flow		Pressure	max Speed	Dimension							
		at 1500 rpm	at max rpm	P_{nom}	n	A	B	Inlet			Outlet		
	cm^3/rev	l/min	l/min	bar	rpm	mm	mm	E	d	F	E	d	F
30A(C)20X146H	20	28,2	56,4	250	3000	56,1	116,7	40	M8	19	40	M8	19
30A(C)22,2X146H	22,5	31,7	63,5	250	3000	57,6	119,7						
30A(C)25X146H	25	35,3	70,5	250	3000	58,3	121,1						
30A(C)28X146H	28	39,5	79,0	250	3000	60,2	124,7						
30A(C)32X146	32	45,1	75,2	250	2500	62,0	128,3	51	M10	27			
30A(C)32X146H	32	45,1	90,2	250	3000	66,5	137,3						
30A(C)36X146	36	50,8	84,6	250	2500	63,5	131,4						
30A(C)36X146H	36	51,3	95,8	250	2800	68,0	140,5						
30A(C)42X146	42	59,9	91,8	230	2300	66,3	137,0						
30A(C)42X146H	42	59,9	99,8	230	2500	70,8	146,1						
30A(C)46X146H	46	65,6	100,5	230	2300	72,7	149,8						
30A(C)50X146H	50	71,3	99,8	200	2100	74,5	153,4						
30A(C)55X146H	55	78,4	91,4	200	1750	76,7	157,9						
30A(C)60X146H	60	85,5	99,8	180	1750	78,7	162,4						

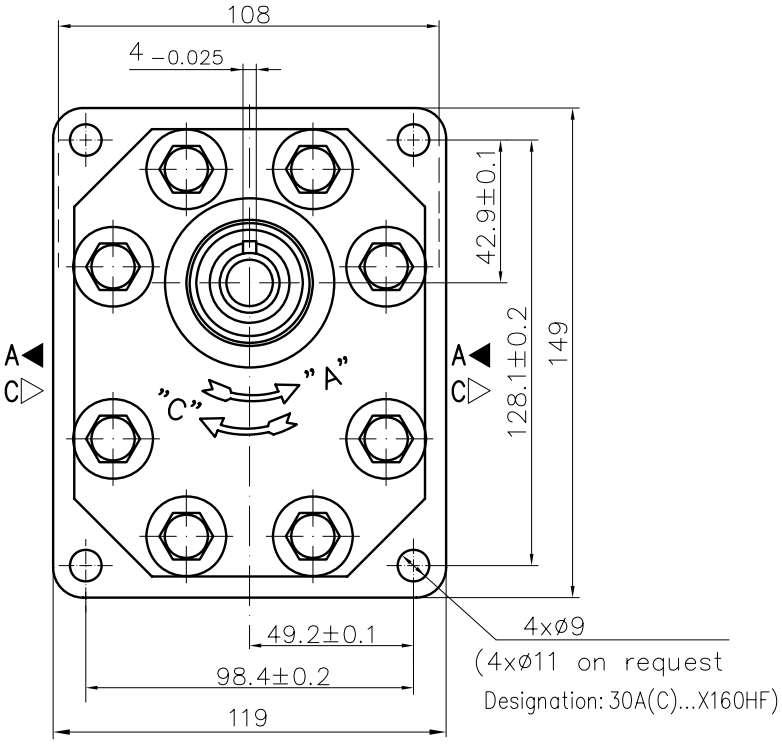

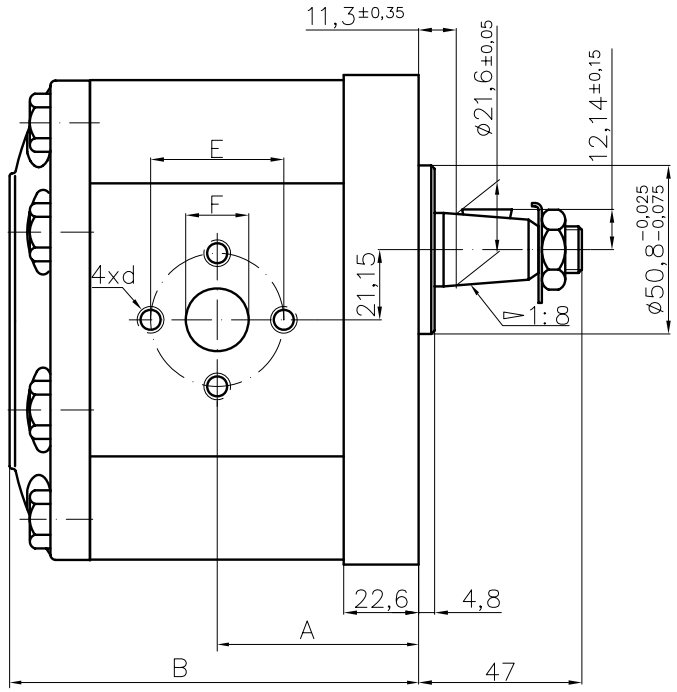

Type	Displacement	Flow		Pressure	max Speed	Dimension							
		at 1500 rpm	at max rpm	P_{nom}	n	A	B	Inlet			Outlet		
	cm^3/rev	l/min	l/min	bar	rpm	mm	mm	E	d	F	E	d	F
30A(C)20X160H	20	28,2	56,4	200	3000	56,1	116,7	40	M8	19	40	M8	19
30A(C)22,2X160H	22,5	31,7	63,5	200	3000	57,6	119,7						
30A(C)25X160H	25	35,3	70,5	200	3000	58,3	121,1						
30A(C)28X160H	28	39,5	79,0	200	3000	60,2	124,7						
30A(C)32X160	32	45,1	75,2	200	2500	62,0	128,3	51	M10	27			
30A(C)32X160H	32	45,1	90,2	200	3000	66,5	137,3						
30A(C)36X160	36	50,8	84,6	190	2500	63,5	131,4						
30A(C)36X160H	36	51,3	95,8	190	2800	68,0	140,5						
30A(C)42X160	42	59,9	91,8	190	2300	66,3	137,0						
30A(C)42X160H	42	59,9	99,8	190	2500	70,8	146,1						
30A(C)46X160H	46	65,6	100,5	175	2300	72,7	149,8						
30A(C)50X160H	50	71,3	99,8	175	2100	74,5	153,4						
30A(C)55X160H	55	78,4	91,4	175	1750	76,7	157,9						
30A(C)60X160H	60	85,5	99,8	160	1750	78,7	162,4						

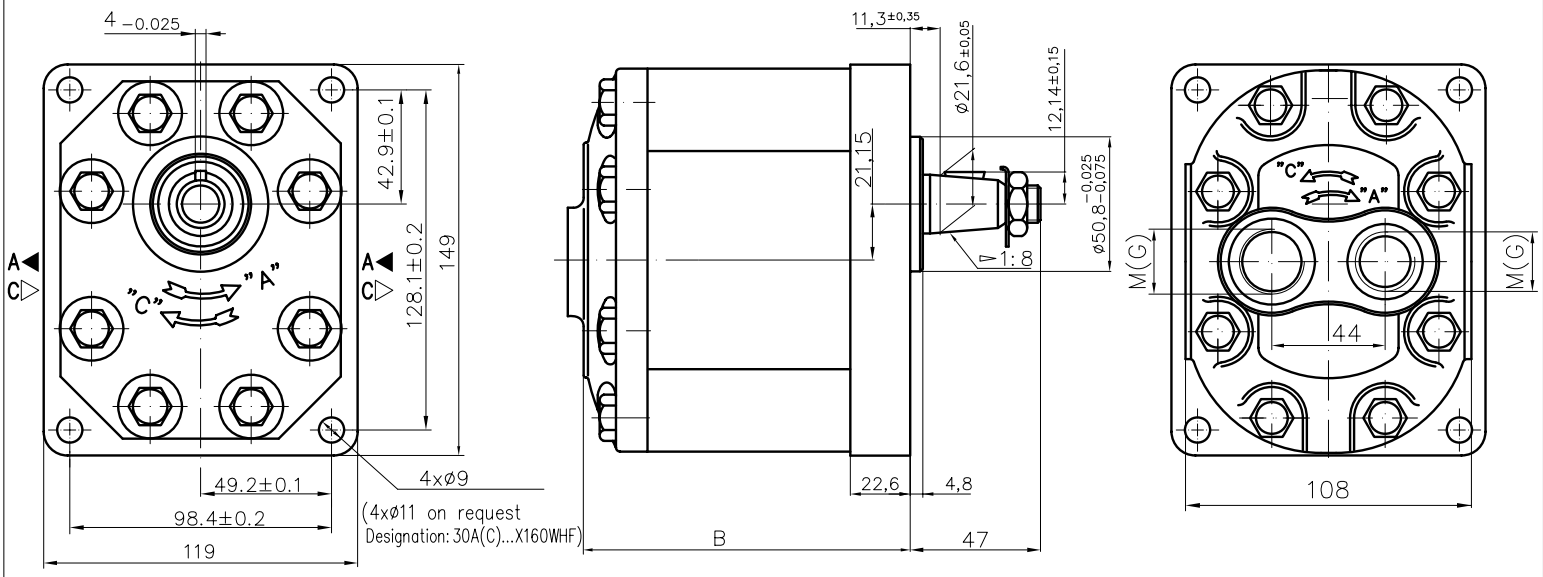

Type	Displacement	Flow		Pressure	max Speed	Dimension							
		at 1500 rpm	at max rpm	P_{nom}	n	A	B	Inlet			Outlet		
	cm^3/rev	l/min	l/min	bar	rpm	mm	mm	M	G		M	G	
30A(C)20X160WH	20	28,2	56,4	200	3000		118,7	M33x1,5	G1"-A		M27x1,5	G3/4"-A	
30A(C)22,2X160WH	22,5	31,7	63,5	200	3000		121,7						
30A(C)25X160WH	25	35,3	70,5	200	3000		123,1						
30A(C)28X160WH	28	39,5	79,0	200	3000		126,7						
30A(C)32X160W	32	45,1	75,2	200	2500		130,3						
30A(C)32X160WH	32	45,1	90,2	200	3000		139,3						
30A(C)36X160W	36	50,8	84,6	190	2500		133,4						
30A(C)36X160WH	36	51,3	95,8	190	2800		142,5						
30A(C)42X160W	42	59,9	91,8	190	2300		139,0						
30A(C)42X160WH	42	59,9	99,8	190	2500		148,1						
30A(C)46X160WH	46	65,6	100,5	175	2300		151,8						
30A(C)50X160WH	50	71,3	99,8	175	2100		155,4						
30A(C)55X160WH	55	78,4	91,4	175	1750		159,9						
30A(C)60X160WH	60	85,5	99,8	160	1750		164,4						

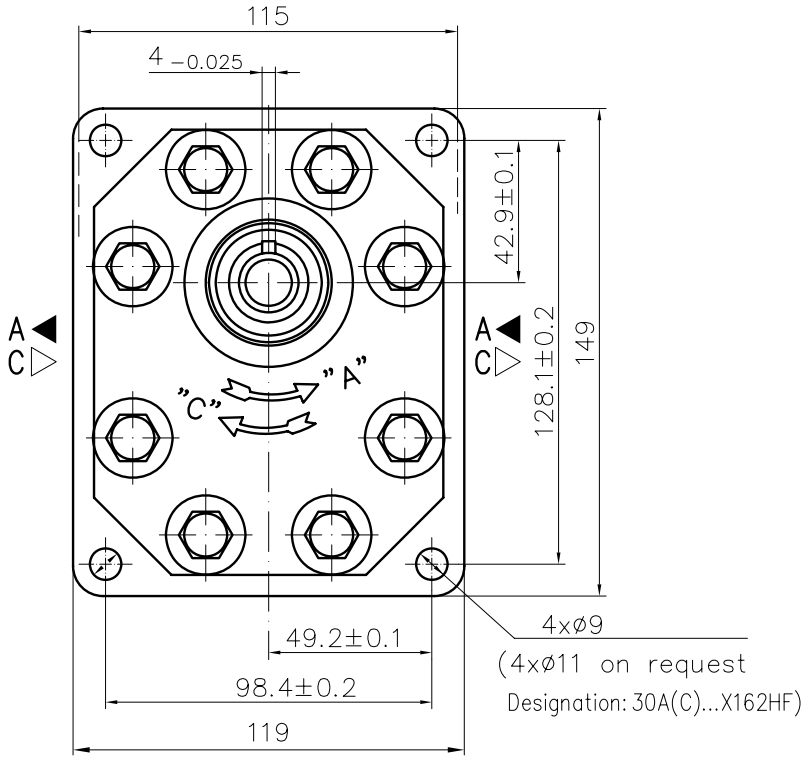

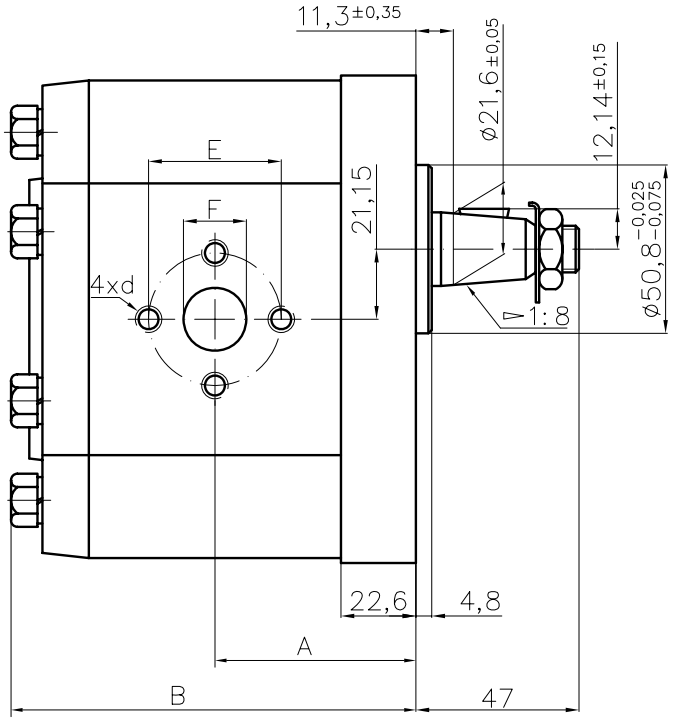

Type	Displacement	Flow		Pressure	max Speed	Dimension							
		at 1500 rpm	at max rpm	P_{nom}	n	A	B	Inlet			Outlet		
	cm^3/rev	l/min	l/min	bar	rpm	mm	mm	E	d	F	E	d	F
30A(C)20X162H	20	28,2	56,4	250	3000	56,1	116,7	40	5/16-18UNC	19	40	5/16-18UNC-2B	19
30A(C)22,2X162H	22,5	31,7	63,5	250	3000	57,6	119,7						
30A(C)25X162H	25	35,3	70,5	250	3000	58,3	121,1						
30A(C)28X162H	28	39,5	79,0	250	3000	60,2	124,7						
30A(C)32X162	32	45,1	75,2	250	2500	62,0	128,3	51	3/8-16UNC-2B	27			
30A(C)32X162H	32	45,1	90,2	250	3000	66,5	137,3						
30A(C)36X162	36	50,8	84,6	250	2500	63,5	131,4						
30A(C)36X162H	36	51,3	95,8	250	2800	68,0	140,5						
30A(C)42X162	42	59,9	91,8	230	2300	66,3	137,0						
30A(C)42X162H	42	59,9	99,8	230	2500	70,8	146,1						
30A(C)46X162H	46	65,6	100,5	230	2300	72,7	149,8						
30A(C)50X162H	50	71,3	99,8	200	2100	74,5	153,4						
30A(C)55X162H	55	78,4	91,4	200	1750	76,7	157,9						
30A(C)60X162H	60	85,5	99,8	180	1750	78,7	162,4						

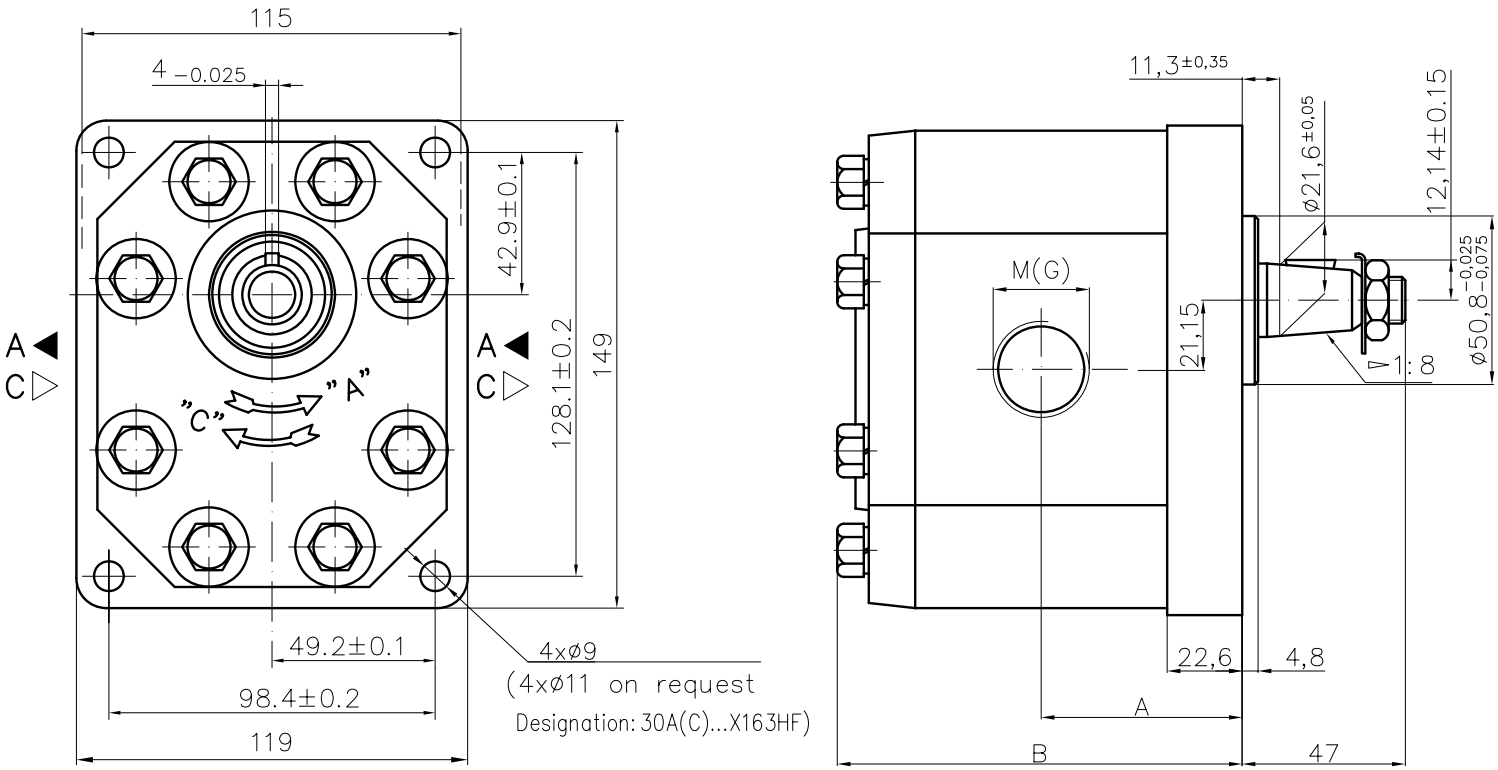

Type	Displacement	Flow		Pressure	max Speed	Dimension								
		at 1500 rpm	at max rpm	P_{nom}	n	A	B	Inlet			Outlet		
	cm^3/rev	l/min	l/min	bar	rpm	mm	mm	M	G	G3	M	G	G3
30A(C)20X163H	20	28,2	56,4	250	3000	56,1	116,7	M27x1,5	G3/4"-A	G3/4"-A	M27x1,5	G3/4"-A	G1/2"-A
30A(C)22,2X163H	22,5	31,7	63,5	250	3000	57,6	119,7						
30A(C)25X163H	25	35,3	70,5	250	3000	58,3	121,1						
30A(C)28X163H	28	39,5	79,0	250	3000	60,2	124,7						
30A(C)32X163	32	45,1	75,2	250	2500	62,0	128,3	M33x1,5	G1"-A				
30A(C)32X163H	32	45,1	90,2	250	3000	66,5	137,3						
30A(C)36X163	36	50,8	84,6	250	2500	63,5	131,4			G1"-A			G3/4"-A
30A(C)36X163H	36	51,3	95,8	250	2800	68,0	140,5						
30A(C)42X163	42	59,9	91,8	230	2300	66,3	137,0						
30A(C)42X163H	42	59,9	99,8	230	2500	70,8	146,1						
30A(C)46X163H	46	65,6	100,5	230	2300	72,7	149,8						
30A(C)50X163H	50	71,3	99,8	200	2100	74,5	153,4						
30A(C)55X163H	55	78,4	91,4	200	1750	76,7	157,9						
30A(C)60X163H	60	85,5	99,8	180	1750	78,7	162,4						

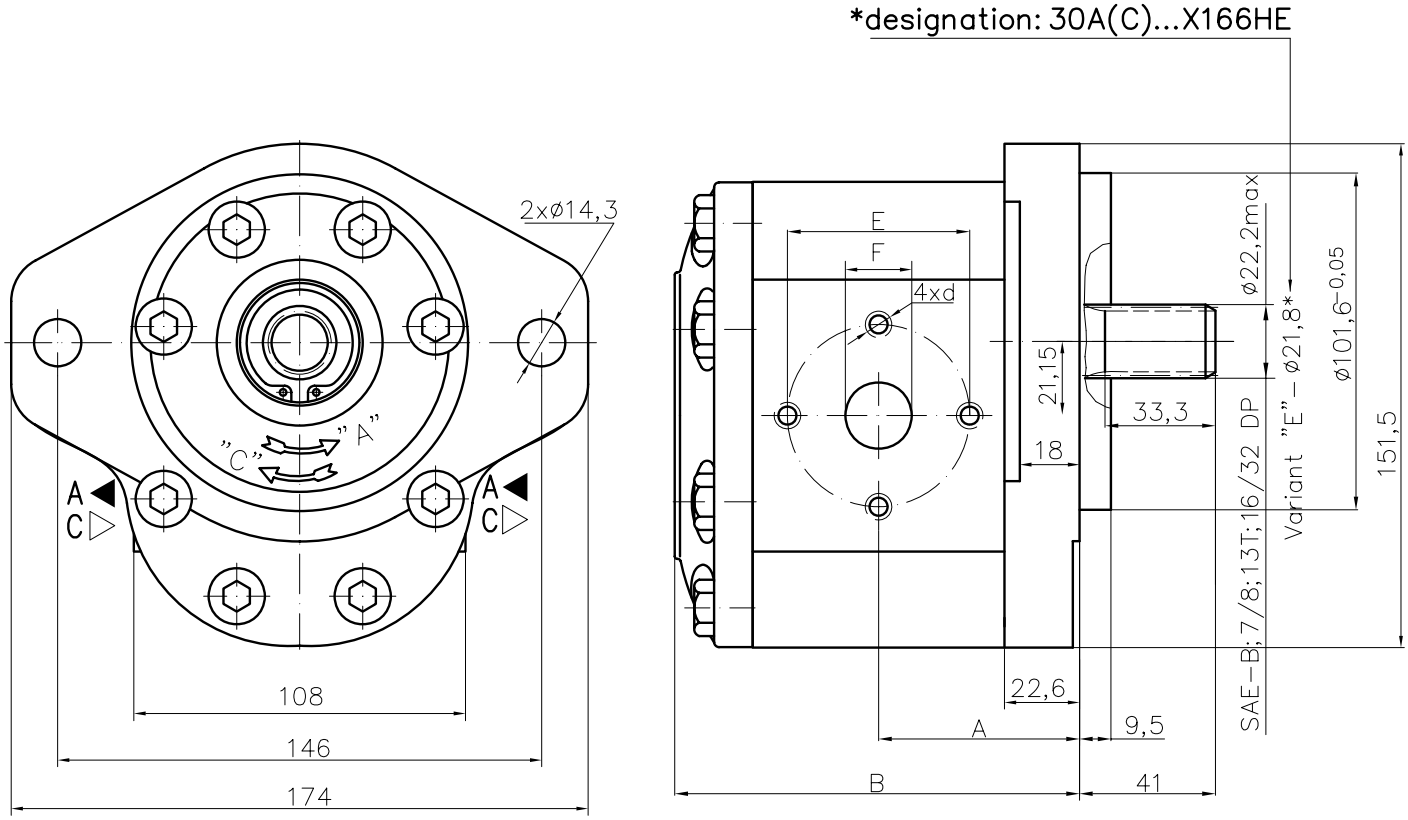

Type	Displacement	Flow		Pressure	max Speed	Dimension							
		at 1500 rpm	at max rpm	P_{nom}	n	A	B	Inlet			Outlet		
	cm^3/rev	l/min	l/min	bar	rpm	mm	mm	E	d	F	E	d	F
30A(C)20X166H	20	28,2	56,4	200	3000	56,1	116,7	40	M8	19	40	M8	19
30A(C)22,2X166H	22,5	31,7	63,5	200	3000	57,6	119,7						
30A(C)25X166H	25	35,3	70,5	200	3000	58,3	121,1						
30A(C)28X166H	28	39,5	79,0	200	3000	60,2	124,7						
30A(C)32X166	32	45,1	75,2	200	2500	62,0	128,3	51	M10	27			
30A(C)32X166H	32	45,1	90,2	200	3000	66,5	137,3						
30A(C)36X166	36	50,8	84,6	190	2500	63,5	131,4						
30A(C)36X166H	36	51,3	95,8	190	2800	68,0	140,5						
30A(C)42X166	42	59,9	91,8	190	2300	66,3	137,0						
30A(C)42X166H	42	59,9	99,8	190	2500	70,8	146,1						
30A(C)46X166H	46	65,6	100,5	190	2300	72,7	149,8						
30A(C)50X166H	50	71,3	99,8	175	2100	74,5	153,4						
30A(C)55X166H	55	78,4	91,4	175	1750	76,7	157,9						
30A(C)60X166H	60	85,5	99,8	160	1750	78,7	162,4						

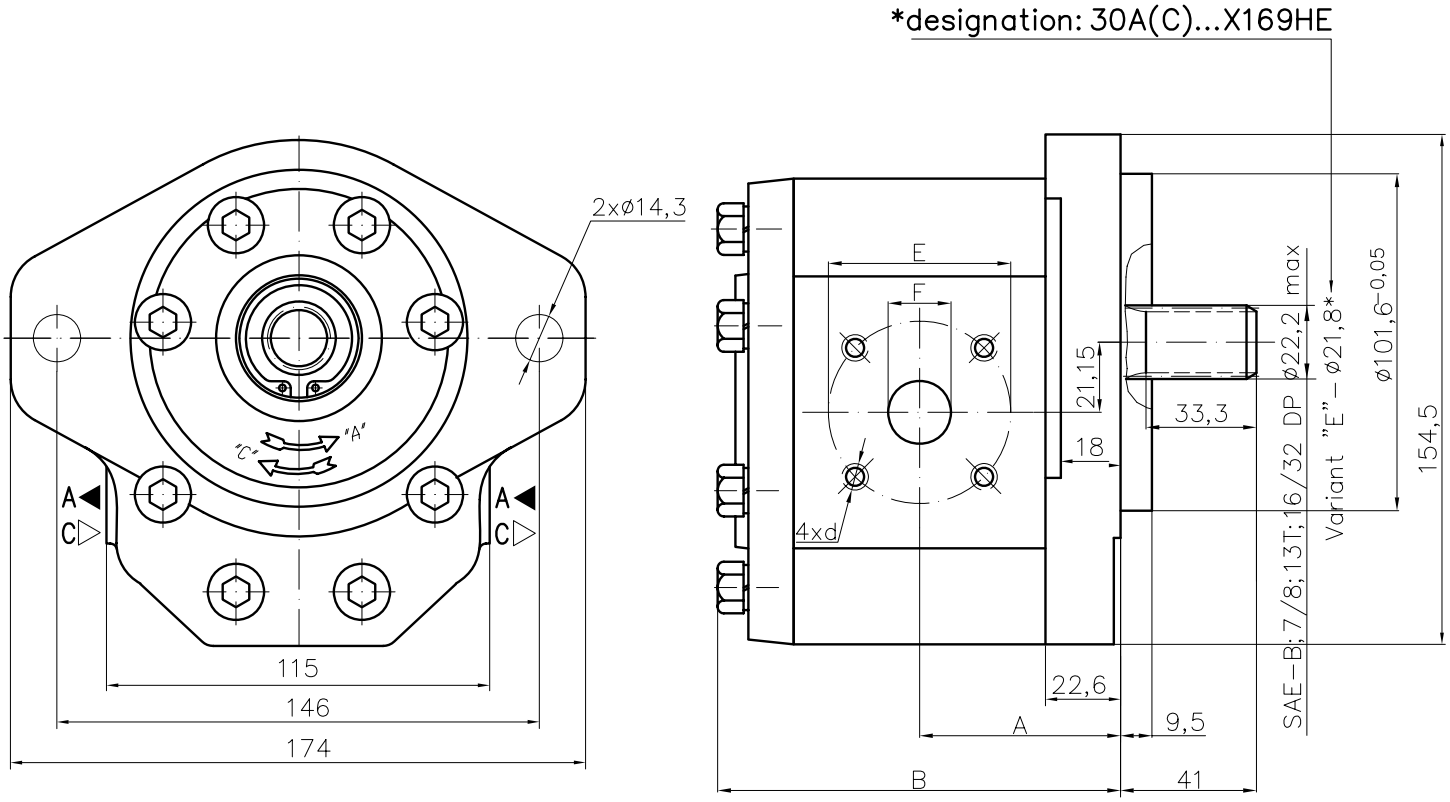

Type	Displacement	Flow		Pressure	max Speed	Dimension							
		at 1500 rpm	at max rpm	P_{nom}	n	A	B	Inlet			Outlet		
	cm^3/rev	l/min	l/min	bar	rpm	mm	mm	E	d	F	E	d	F
30A(C)20X169H	20	28,2	56,4	250	3000	56,1	116,7	40	M8	19	40	M8	19
30A(C)22,2X169H	22,5	31,7	63,5	250	3000	57,6	119,7						
30A(C)25X169H	25	35,3	70,5	250	3000	58,3	121,1						
30A(C)28X169H	28	39,5	79,0	250	3000	60,2	124,7						
30A(C)32X169	32	45,1	75,2	250	2500	62,0	128,3	55		27	55		
30A(C)32X169H	32	45,1	90,2	250	3000	66,5	137,3						
30A(C)36X169	36	50,8	84,6	250	2500	63,5	131,4						
30A(C)36X169H	36	51,3	95,8	250	2800	68,0	140,5						
30A(C)42X169	42	59,9	91,8	230	2300	66,3	137,0						
30A(C)42X169H	42	59,9	99,8	230	2500	70,8	146,1						
30A(C)46X169H	46	65,6	100,5	230	2300	72,7	149,8						
30A(C)50X169H	50	71,3	99,8	200	2100	74,5	153,4						
30A(C)55X169H	55	78,4	91,4	200	1750	76,7	157,9						
30A(C)60X169H	60	85,5	99,8	180	1750	78,7	162,4						

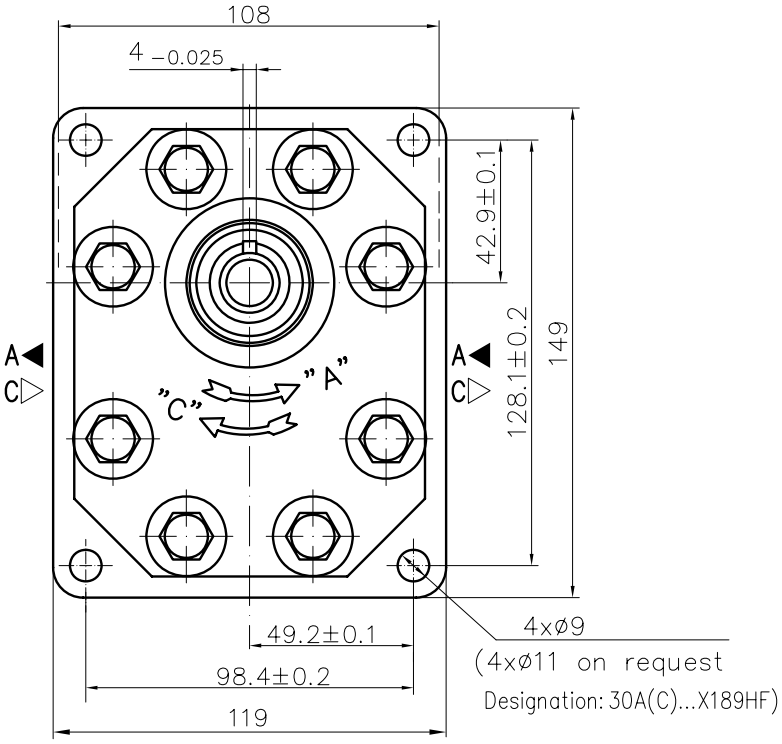

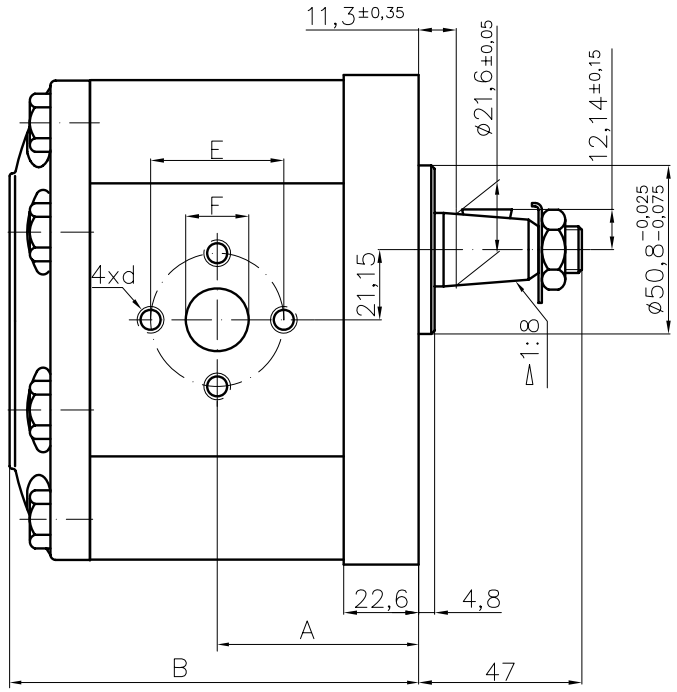

Type	Displacement	Flow		Pressure	max Speed	Dimension							
		at 1500 rpm	at max rpm	P_{nom}	n	A	B	Inlet			Outlet		
	cm^3/rev	l/min	l/min	bar	rpm	mm	mm	E	d	F	E	d	F
30A(C)20X189H	20	28,2	56,4	200	3000	56,1	116,7	40	3/8-16UNC	19	40	5/16-18UNC-2B	19
30A(C)22,2X189H	22,5	31,7	63,5	200	3000	57,6	119,7						
30A(C)25X189H	25	35,3	70,5	200	3000	58,3	121,1						
30A(C)28X189H	28	39,5	79,0	200	3000	60,2	124,7						
30A(C)32X189	32	45,1	75,2	200	2500	62,0	128,3	51	5/16-18UNC-2B	27			
30A(C)32X189H	32	45,1	90,2	200	3000	66,5	137,3						
30A(C)36X189	36	50,8	84,6	190	2500	63,5	131,4						
30A(C)36X189H	36	51,3	95,8	190	2800	68,0	140,5						
30A(C)42X189	42	59,9	91,8	190	2300	66,3	137,0						
30A(C)42X189H	42	59,9	99,8	190	2500	70,8	146,1						
30A(C)46X189H	46	65,6	100,5	175	2300	72,7	149,8						
30A(C)50X189H	50	71,3	99,8	175	2100	74,5	153,4						
30A(C)55X189H	55	78,4	91,4	175	1750	76,7	157,9						
30A(C)60X189H	60	85,5	99,8	160	1750	78,7	162,4						

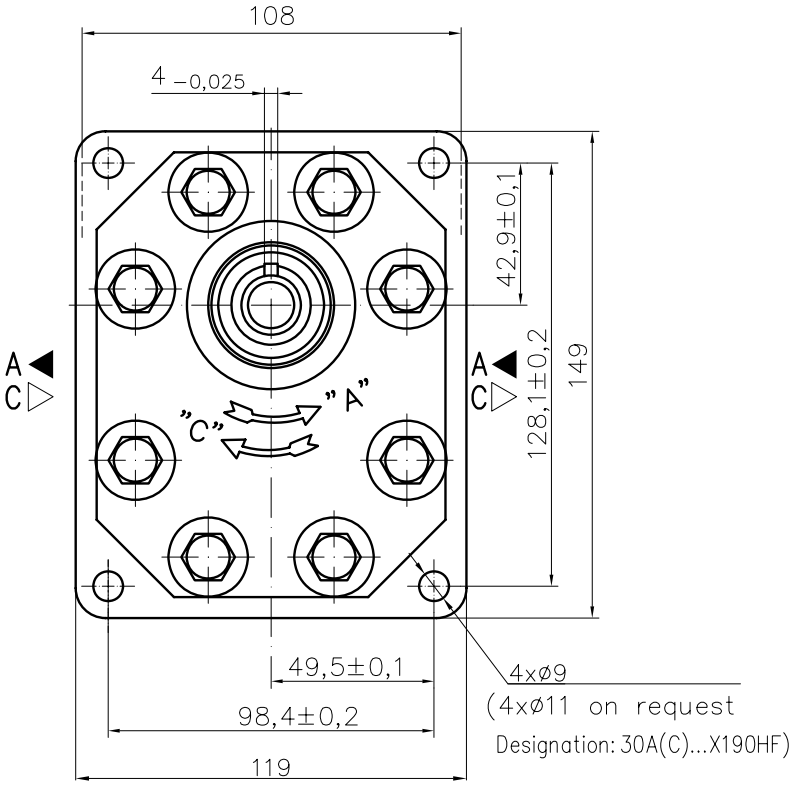

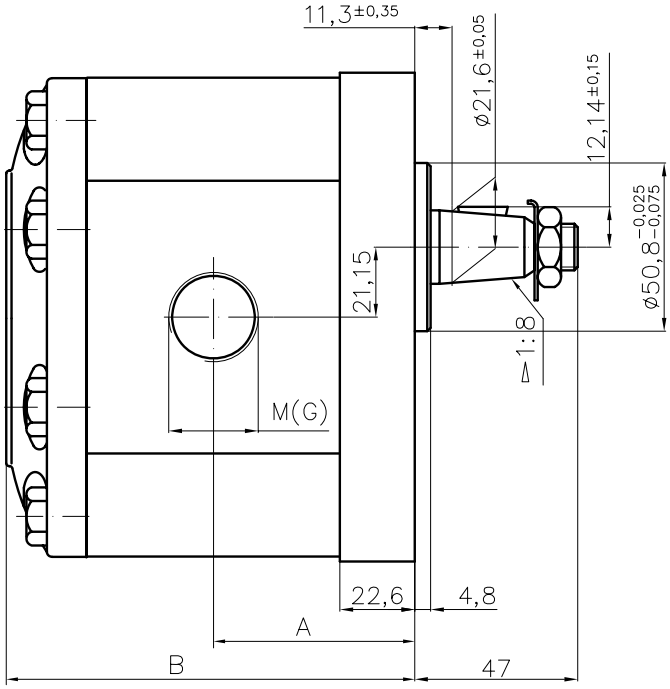

– metric thread
G – GAS thread

Type	Displacement	Flow		Pressure	max Speed	Dimension								
		at 1500 rpm	at max rpm	P_{nom}	n	A	B	Inlet			Outlet		
	cm^3/rev	l/min	l/min	bar	rpm	mm	mm	M	G	G3	M	G	G3
30A(C)20X190H	20	28,2	56,4	200	3000	56,1	116,7	M27x1,5	G3/4"-A	G3/4"-A	M27x1,5	G3/4"-A	G1/2"-A
30A(C)22,2X190H	22,5	31,7	63,5	200	3000	57,6	119,7						
30A(C)25X190H	25	35,3	70,5	200	3000	58,3	121,1						
30A(C)28X190H	28	39,5	79,0	200	3000	60,2	124,7						
30A(C)32X190	32	45,1	75,2	200	2500	62,0	128,3	M33x1,5	G1"-A				
30A(C)32X190H	32	45,1	90,2	200	3000	66,5	137,3						
30A(C)36X190	36	50,8	84,6	190	2500	63,5	131,4			G1"-A			G3/4"-A
30A(C)36X190H	36	51,3	95,8	190	2800	68,0	140,5						
30A(C)42X190	42	59,9	91,8	190	2300	66,3	137,0						
30A(C)42X190H	42	59,9	99,8	190	2500	70,8	146,1						
30A(C)46X190H	46	65,6	100,5	175	2300	72,7	149,8						
30A(C)50X190H	50	71,3	99,8	175	2100	74,5	153,4						
30A(C)55X190H	55	78,4	91,4	175	1750	76,7	157,9						
30A(C)60X190H	60	85,5	99,8	160	1750	78,7	162,4						

Designed as first section of multiple gear pumps group 31.

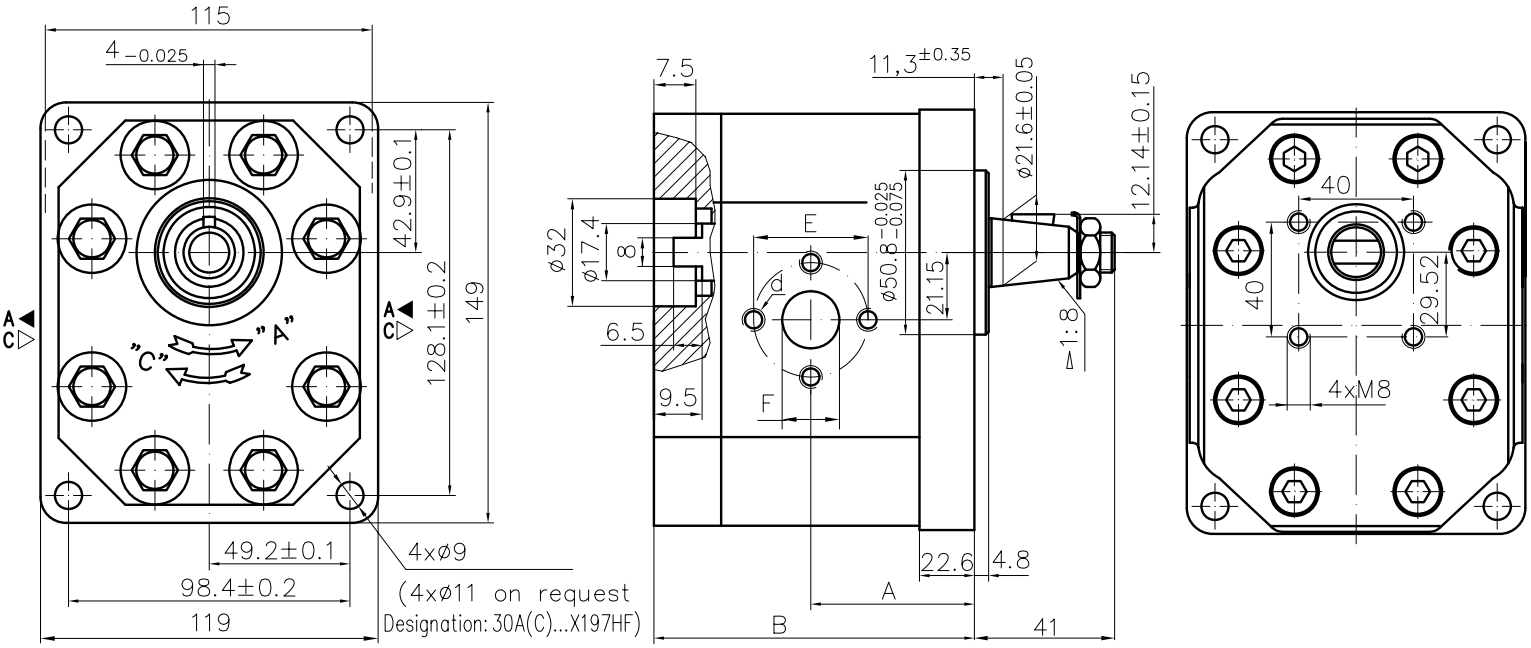

Variants: "M"; "G" threads

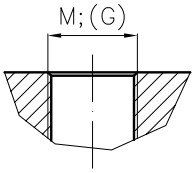

Designation: 30A(C)...X197HM(G)

For ports measures see table at 30A(C)...X163H

Type	Displacement	Flow		Pressure	max Speed	Dimension							
		at 1500 rpm	at max rpm	P_{nom}	n	A	B	Inlet			Outlet		
	cm^3/rev	l/min	l/min	bar	rpm	mm	mm	E	d	F	E	d	F
30A(C)20X197H	20	28,2	56,4	250	3000	56,1	117,2	40	M8	19	40	M8	19
30A(C)22,2X197H	22,5	31,7	63,5	250	3000	57,6	120,2						
30A(C)25X197H	25	35,3	70,5	250	3000	58,3	121,6						
30A(C)28X197H	28	39,5	79,0	250	3000	60,2	125,2						
30A(C)32X197	32	45,1	75,2	250	2500	62,0	128,8	51	M10	27			
30A(C)32X197H	32	45,1	90,2	250	3000	66,5	137,8						
30A(C)36X197	36	50,8	84,6	250	2500	63,5	131,9						
30A(C)36X197H	36	51,3	95,8	250	2800	68,0	141,0						
30A(C)42X197	42	59,9	91,8	230	2300	66,3	137,5						
30A(C)42X197H	42	59,9	99,8	230	2500	70,8	146,5						
30A(C)46X197H	46	65,6	100,5	230	2300	72,7	150,3						
30A(C)50X197H	50	71,3	99,8	200	2100	74,5	153,9						
30A(C)55X197H	55	78,4	91,4	200	1750	76,7	158,4						
30A(C)60X197H	60	85,5	99,8	180	1750	78,7	162,9						

Designed as a first section of multiple gear pumps group 32.

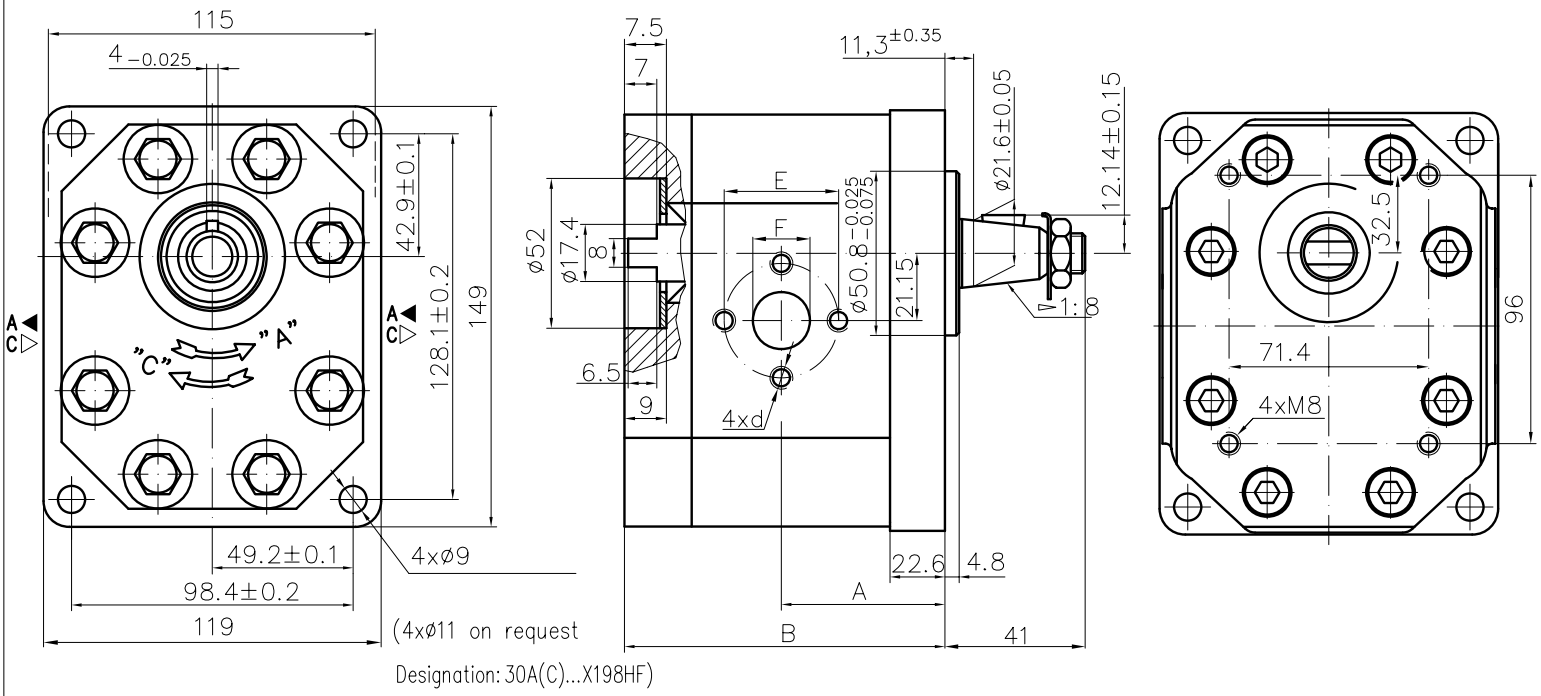

Variants: "M"; "G" threads

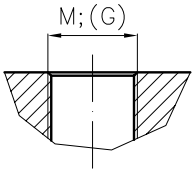

Designation: 30A(C)...X198HM(G)

For ports measures see table at 30A(C)...X163H

Type	Displacement	Flow		Pressure	max Speed	Dimension							
		at 1500 rpm	at max rpm	P_{nom}	n	A	B	Inlet			Outlet		
	cm^3/rev	l/min	l/min	bar	rpm	mm	mm	E	d	F	E	d	F
30A(C)20X198H	20	28,2	56,4	250	3000	56,1	114,7	40	M8	19	40	M8	19
30A(C)22,2X198H	22,5	31,7	63,5	250	3000	57,6	117,7						
30A(C)25X198H	25	35,3	70,5	250	3000	58,3	119,1						
30A(C)28X198H	28	39,5	79,0	250	3000	60,2	122,7						
30A(C)32X198	32	45,1	75,2	250	2500	62,0	126,3	51	M10	27			
30A(C)32X198H	32	45,1	90,2	250	3000	66,5	135,3						
30A(C)36X198	36	50,8	84,6	250	2500	63,5	129,4						
30A(C)36X198H	36	51,3	95,8	250	2800	68,0	138,5						
30A(C)42X198	42	59,9	91,8	230	2300	66,3	135,0						
30A(C)42X198H	42	59,9	99,8	230	2500	70,8	144,0						
30A(C)46X198H	46	65,6	100,5	230	2300	72,7	147,8						
30A(C)50X198H	50	71,3	99,8	200	2100	74,5	151,4						
30A(C)55X198H	55	78,4	91,4	200	1750	76,7	155,9						
30A(C)60X198H	60	85,5	99,8	180	1750	78,7	160,4						

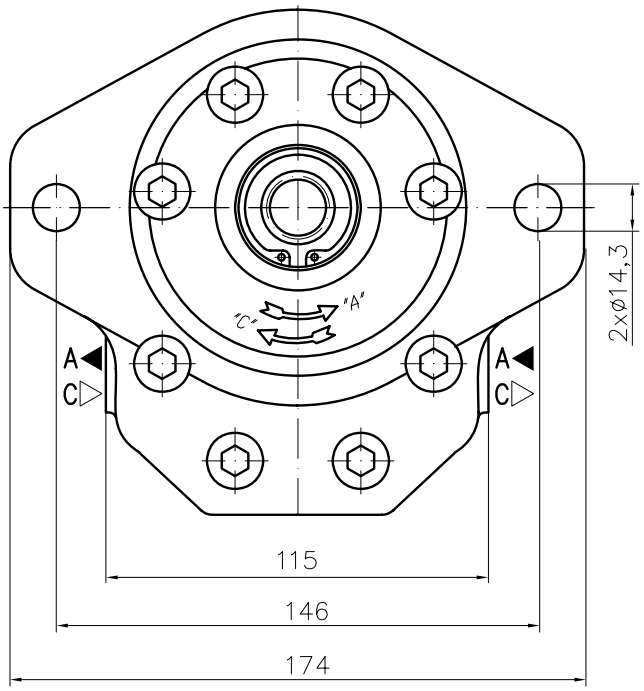

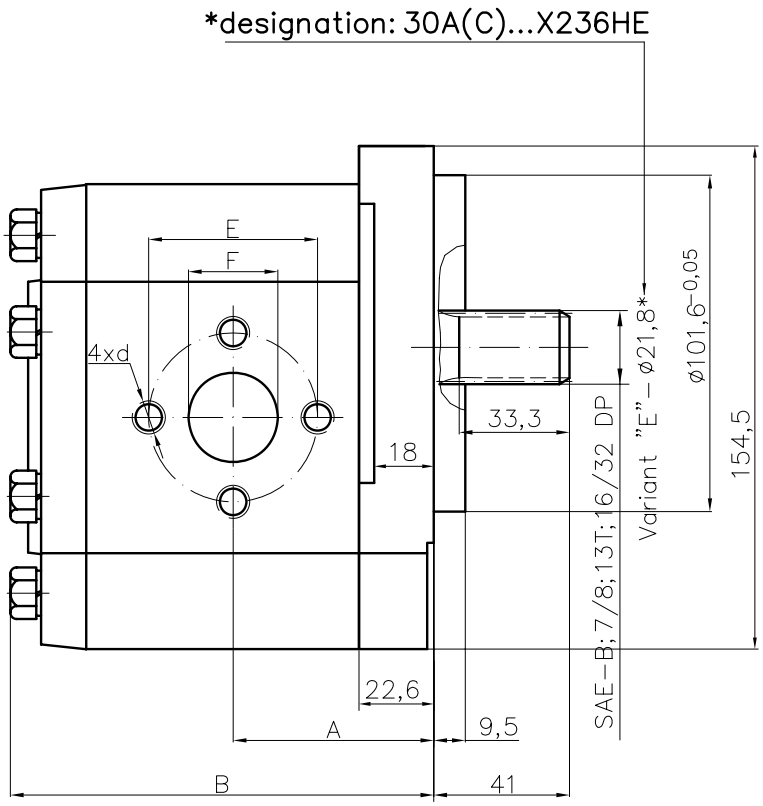

Type	Displacement	Flow		Pressure	max Speed	Dimension							
		at 1500 rpm	at max rpm	P_{nom}	n	A	B	Inlet			Outlet		
	cm^3/rev	l/min	l/min	bar	rpm	mm	mm	E	d	F	E	d	F
30A(C)20X236H	20	28,2	56,4	250	3000	56,1	116,7	40	M8	19	40	M8	19
30A(C)22,2X236H	22,5	31,7	63,5	250	3000	57,6	119,7						
30A(C)25X236H	25	35,3	70,5	250	3000	58,3	121,1						
30A(C)28X236H	28	39,5	79,0	250	3000	60,2	124,7						
30A(C)32X236	32	45,1	75,2	250	2500	62,0	128,3	51	M10	27			
30A(C)32X236H	32	45,1	90,2	250	3000	66,5	137,3						
30A(C)36X236	36	50,8	84,6	250	2500	63,5	131,4						
30A(C)36X236H	36	51,3	95,8	250	2800	68,0	140,5						
30A(C)42X236	42	59,9	91,8	230	2300	66,3	137,0						
30A(C)42X236H	42	59,9	99,8	230	2500	70,8	146,1						
30A(C)46X236H	46	65,6	100,5	230	2300	72,7	149,8						
30A(C)50X236H	50	71,3	99,8	200	2100	74,5	153,4						
30A(C)55X236H	55	78,4	91,4	200	1750	76,7	157,9						
30A(C)60X236H	60	85,5	99,8	180	1750	78,7	162,4						

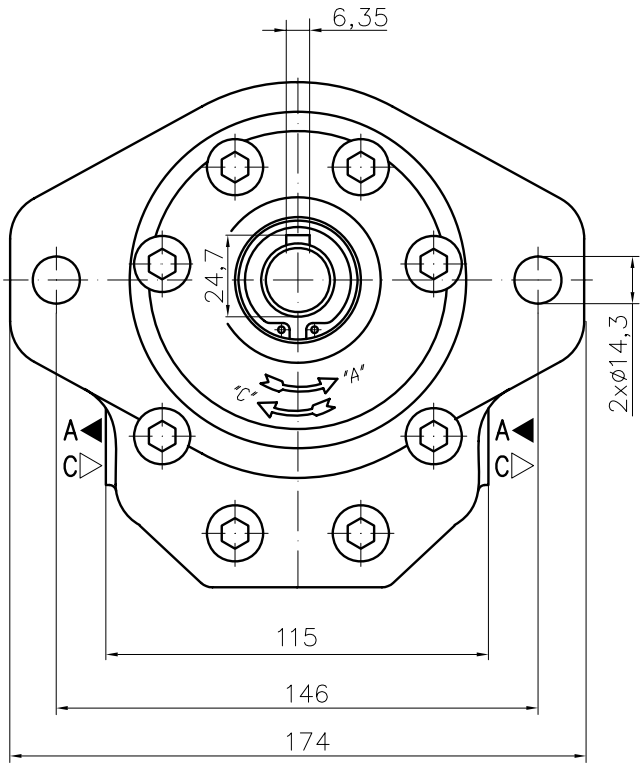

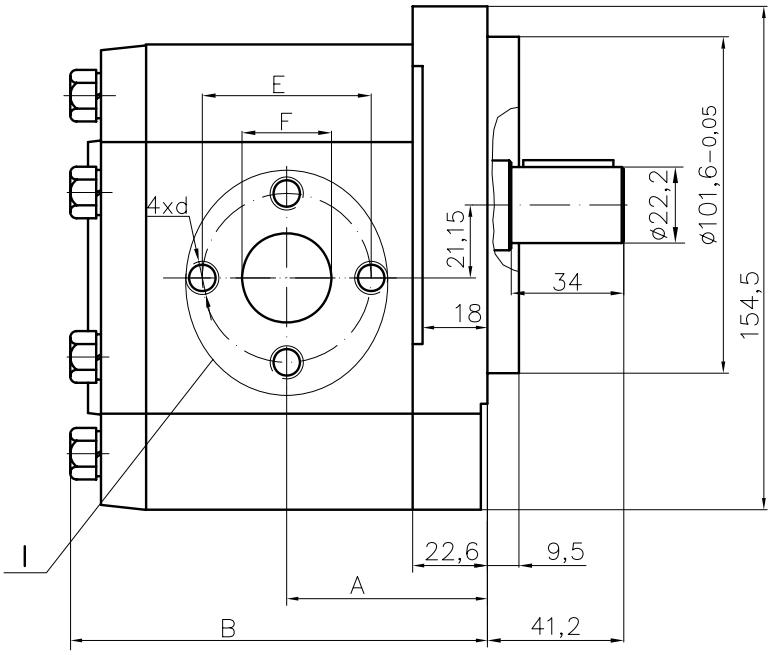

I

Variants: "M"; "G" threads

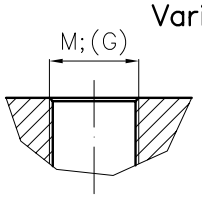

Designation: 30A(C)...X237HM(G)

For ports measures see table at 30A(C)...X163H

Type	Displacement	Flow		Pressure	max Speed	Dimension							
		at 1500 rpm	at max rpm	P_{nom}	n	A	B	Inlet			Outlet		
	cm^3/rev	l/min	l/min	bar	rpm	mm	mm	E	d	F	E	d	F
30A(C)20X237H	20	28,2	56,4	250	3000	56,1	116,7	40	M8	19	40	M8	19
30A(C)22,2X237H	22,5	31,7	63,5	250	3000	57,6	119,7						
30A(C)25X237H	25	35,3	70,5	250	3000	58,3	121,1						
30A(C)28X237H	28	39,5	79,0	250	3000	60,2	124,7						
30A(C)32X237	32	45,1	75,2	250	2500	62,0	128,3	51	M10	27			
30A(C)32X237H	32	45,1	90,2	250	3000	66,5	137,3						
30A(C)36X237	36	50,8	84,6	250	2500	63,5	131,4						
30A(C)36X237H	36	51,3	95,8	250	2800	68,0	140,5						
30A(C)42X237	42	59,9	91,8	230	2300	66,3	137,0						
30A(C)42X237H	42	59,9	99,8	230	2500	70,8	146,1						
30A(C)46X237H	46	65,6	100,5	230	2300	72,7	149,8						
30A(C)50X237H	50	71,3	99,8	200	2100	74,5	153,4						
30A(C)55X237H	55	78,4	91,4	200	1750	76,7	157,9						
30A(C)60X237H	60	85,5	99,8	180	1750	78,7	162,4						

Designed as a first section of multiple gear pumps group 33.

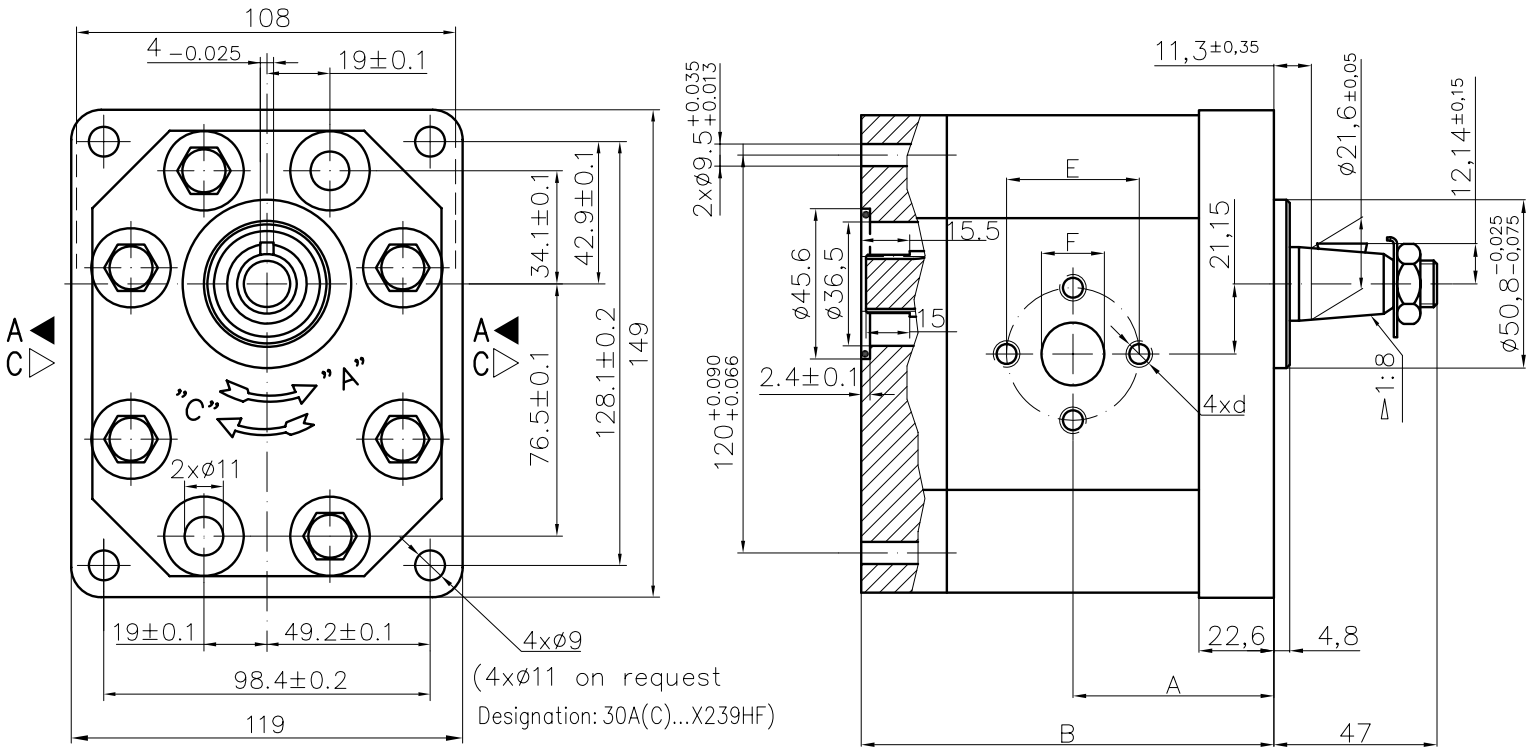

Type	Displacement	Flow		Pressure	max Speed	Dimension							
		at 1500 rpm	at max rpm	P_{nom}	n	A	B	Inlet			Outlet		
	cm^3/rev	l/min	l/min	bar	rpm	mm	mm	E	d	F	E	d	F
30A(C)20X239H	20	28,2	56,4	200	3000	56,1	114,7	40	M8	19	40	M8	19
30A(C)22,2X239H	22,5	31,7	63,5	200	3000	57,6	117,7						
30A(C)25X239H	25	35,3	70,5	200	3000	58,3	119,1						
30A(C)28X239H	28	39,5	79,0	200	3000	60,2	122,7						
30A(C)32X239	32	45,1	75,2	200	2500	62,0	126,3	51	M10	27			
30A(C)32X239H	32	45,1	90,2	200	3000	66,5	135,3						
30A(C)36X239	36	50,8	84,6	190	2500	63,5	129,4						
30A(C)36X239H	36	51,3	95,8	190	2800	68,0	138,5						
30A(C)42X239	42	59,9	91,8	190	2300	66,3	135,0						
30A(C)42X239H	42	59,9	99,8	190	2500	70,8	144,0						
30A(C)46X239H	46	65,6	100,5	175	2300	72,7	147,8						
30A(C)50X239H	50	71,3	99,8	175	2100	74,5	151,4						
30A(C)55X239H	55	78,4	91,4	175	1750	76,7	155,9						
30A(C)60X239H	60	85,5	99,8	160	1750	78,7	160,4						

Designed as a second section of multiple gear pumps group 33.

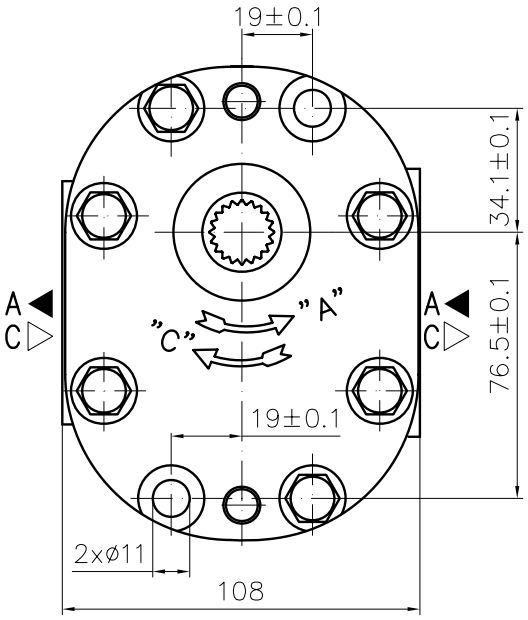

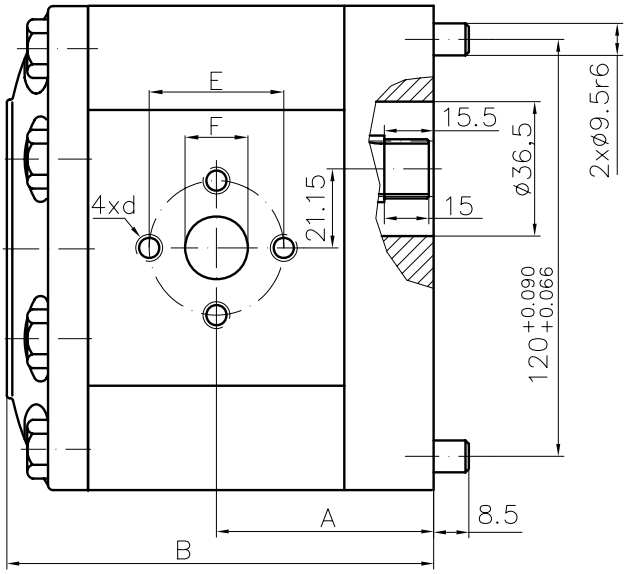

Type	Displacement	Flow		Pressure	max Speed	Dimension							
		at 1500 rpm	at max rpm	P_{nom}	n	A	B	Inlet			Outlet		
	cm^3/rev	l/min	l/min	bar	rpm	mm	mm	E	d	F	E	d	F
30A(C)20X240H	20	28,2	56,4	200	3000	58,3	118,9	40	M8	19	40	M8	19
30A(C)22,2X240H	22,5	31,7	63,5	200	3000	59,7	121,9						
30A(C)25X240H	25	35,3	70,5	200	3000	60,5	123,3						
30A(C)28X240H	28	39,5	79,0	200	3000	62,4	126,9						
30A(C)32X240	32	45,1	75,2	200	2500	64,2	130,5	51	M10	27			
30A(C)32X240H	32	45,1	90,2	200	3000	68,7	139,5						
30A(C)36X240	36	50,8	84,6	190	2500	65,7	133,6						
30A(C)36X240H	36	51,3	95,8	190	2800	70,2	142,7						
30A(C)42X240	42	59,9	91,8	190	2300	68,5	139,2						
30A(C)42X240H	42	59,9	99,8	190	2500	73,0	148,3						
30A(C)46X240H	46	65,6	100,5	175	2300	74,9	152,0						
30A(C)50X240H	50	71,3	99,8	175	2100	76,7	155,6						
30A(C)55X240H	55	78,4	91,4	175	1750	78,9	160,1						
30A(C)60X240H	60	85,5	99,8	160	1750	80,9	164,6						

Designed as a first section of multiple gear pumps group 33.

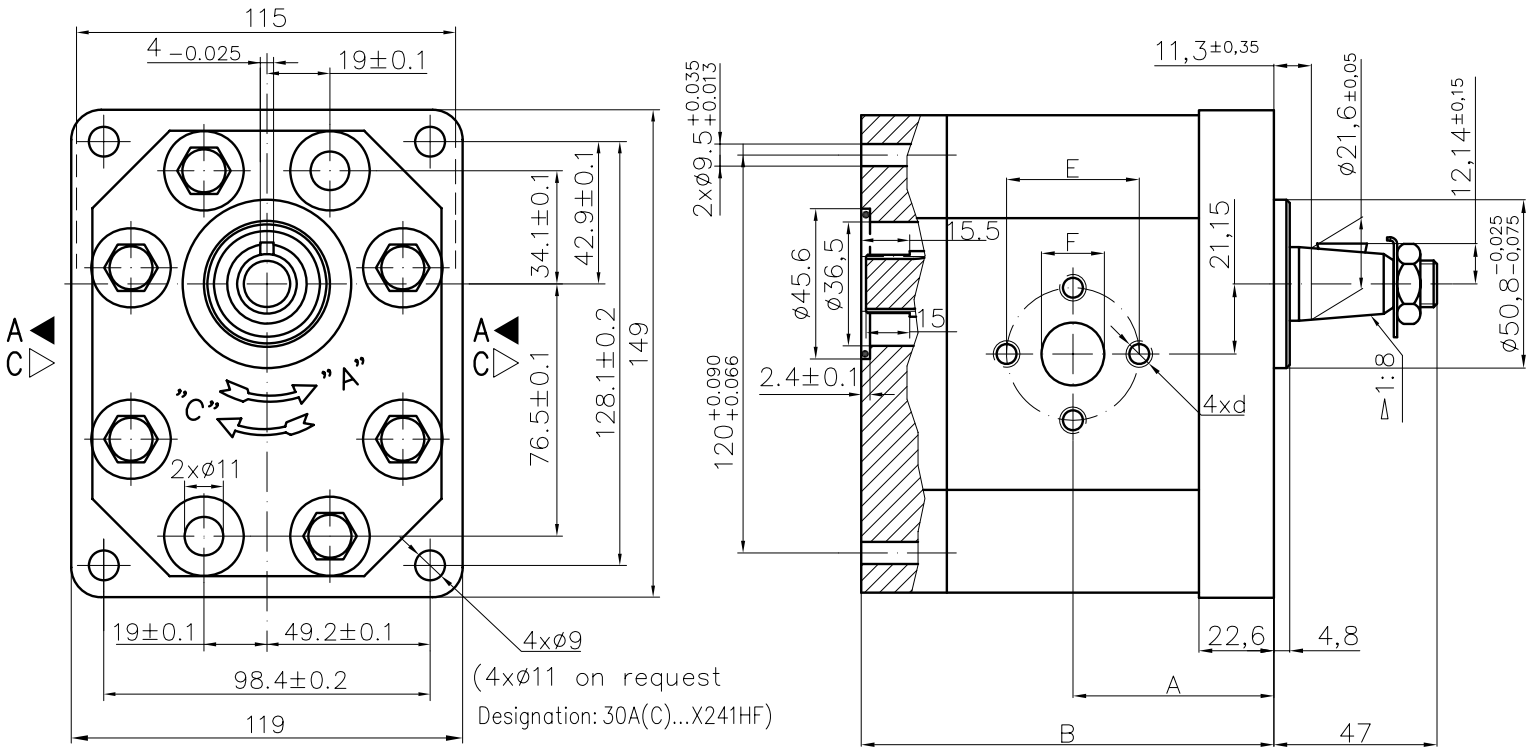

Type	Displacement	Flow		Pressure	max Speed	Dimension							
		at 1500 rpm	at max rpm	P_{nom}	n	A	B	Inlet			Outlet		
	cm^3/rev	l/min	l/min	bar	rpm	mm	mm	E	d	F	E	d	F
30A(C)20X241H	20	28,2	56,4	250	3000	56,1	114,7	40	M8	19	40	M8	19
30A(C)22,2X241H	22,5	31,7	63,5	250	3000	57,6	117,7						
30A(C)25X241H	25	35,3	70,5	250	3000	58,3	119,1						
30A(C)28X241H	28	39,5	79,0	250	3000	60,2	122,7						
30A(C)32X241	32	45,1	75,2	250	2500	62,0	126,3	51	M10	27			
30A(C)32X241H	32	45,1	90,2	250	3000	66,5	135,3						
30A(C)36X241	36	50,8	84,6	250	2500	63,5	129,4						
30A(C)36X241H	36	51,3	95,8	250	2800	68,0	138,5						
30A(C)42X241	42	59,9	91,8	230	2300	66,3	135,0						
30A(C)42X241H	42	59,9	99,8	230	2500	70,8	144,0						
30A(C)46X241H	46	65,6	100,5	230	2300	72,7	147,8						
30A(C)50X241H	50	71,3	99,8	200	2100	74,5	151,4						
30A(C)55X241H	55	78,4	91,4	200	1750	76,7	155,9						
30A(C)60X241H	60	85,5	99,8	180	1750	78,7	160,4						

Designed as a second section of multiple gear pumps group 33.

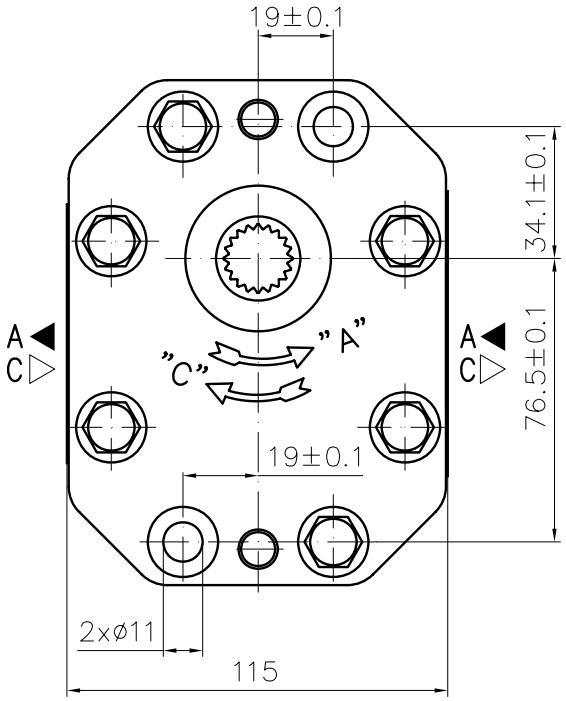

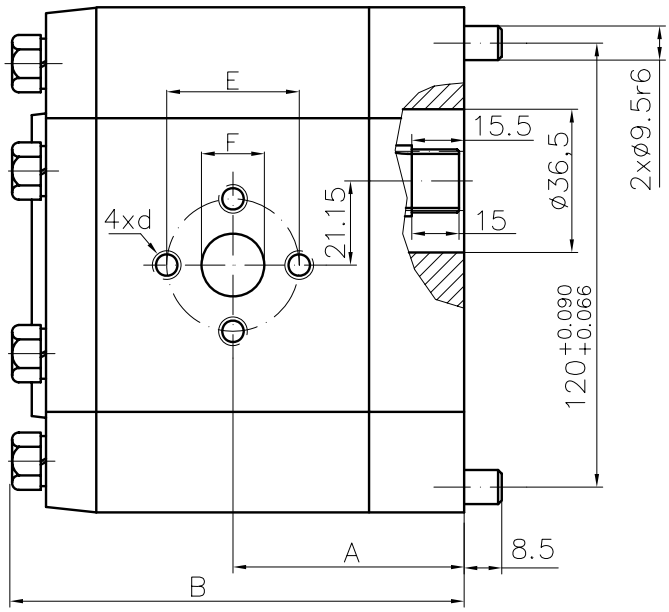

Type	Displacement	Flow		Pressure	max Speed	Dimension							
		at 1500 rpm	at max rpm	P_{nom}	n	A	B	Inlet			Outlet		
	cm^3/rev	l/min	l/min	bar	rpm	mm	mm	E	d	F	E	d	F
30A(C)20X242H	20	28,2	56,4	250	3000	58,3	118,9	40	M8	19	40	M8	19
30A(C)22,2X242H	22,5	31,7	63,5	250	3000	59,7	121,9						
30A(C)25X242H	25	35,3	70,5	250	3000	60,5	123,3						
30A(C)28X242H	28	39,5	79,0	250	3000	62,4	126,9						
30A(C)32X242	32	45,1	75,2	250	2500	64,2	130,5	51	M10	27			
30A(C)32X242H	32	45,1	90,2	250	3000	68,7	139,5						
30A(C)36X242	36	50,8	84,6	250	2500	65,7	133,6						
30A(C)36X242H	36	51,3	95,8	250	2800	70,2	142,7						
30A(C)42X242	42	59,9	91,8	230	2300	68,5	139,2						
30A(C)42X242H	42	59,9	99,8	230	2500	73,0	148,3						
30A(C)46X242H	46	65,6	100,5	230	2300	74,9	152,0						
30A(C)50X242H	50	71,3	99,8	200	2100	76,7	155,6						
30A(C)55X242H	55	78,4	91,4	200	1750	78,9	160,1						
30A(C)60X242H	60	85,5	99,8	180	1750	80,9	164,6						

Designed as a first section of multiple gear pumps group 32.
Usually connected with second section pumps type 20A(C)...X201.

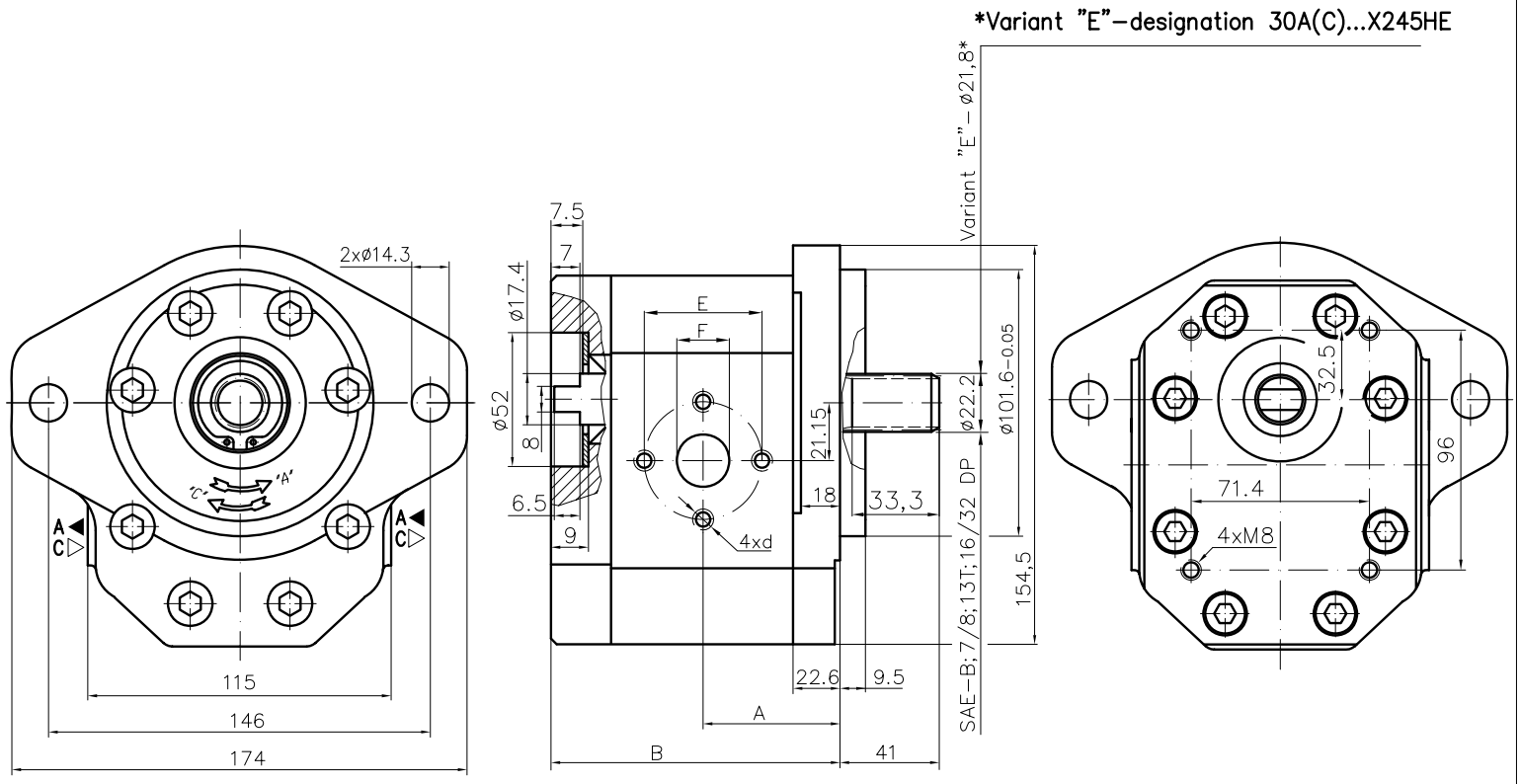

Type	Displacement	Flow		Pressure	max Speed	Dimension							
		at 1500 rpm	at max rpm	P_{nom}	n	A	B	Inlet			Outlet		
	cm^3/rev	l/min	l/min	bar	rpm	mm	mm	E	d	F	E	d	F
30A(C)20X245H	20	28,2	56,4	250	3000	56,1	114,7	40	M8	19	40	M8	19
30A(C)22,2X245H	22,5	31,7	63,5	250	3000	57,6	117,7						
30A(C)25X245H	25	35,3	70,5	250	3000	58,3	119,1						
30A(C)28X245H	28	39,5	79,0	250	3000	60,2	122,7						
30A(C)32X245	32	45,1	75,2	250	2500	62,0	126,3	51	M10	27			
30A(C)32X245H	32	45,1	90,2	250	3000	66,5	135,3						
30A(C)36X245	36	50,8	84,6	250	2500	63,5	129,4						
30A(C)36X245H	36	51,3	95,8	250	2800	68,0	138,5						
30A(C)42X245	42	59,9	91,8	230	2300	66,3	135,0						
30A(C)42X245H	42	59,9	99,8	230	2500	70,8	144,0						
30A(C)46X245H	46	65,6	100,5	230	2300	72,7	147,8						
30A(C)50X245H	50	71,3	99,8	200	2100	74,5	151,4						
30A(C)55X245H	55	78,4	91,4	200	1750	76,7	155,9						
30A(C)60X245H	60	85,5	99,8	180	1750	78,7	160,4						

Designed as a first section of multiple gear pumps group 32.
Usually connected with second section pumps type 20A(C)...X201.

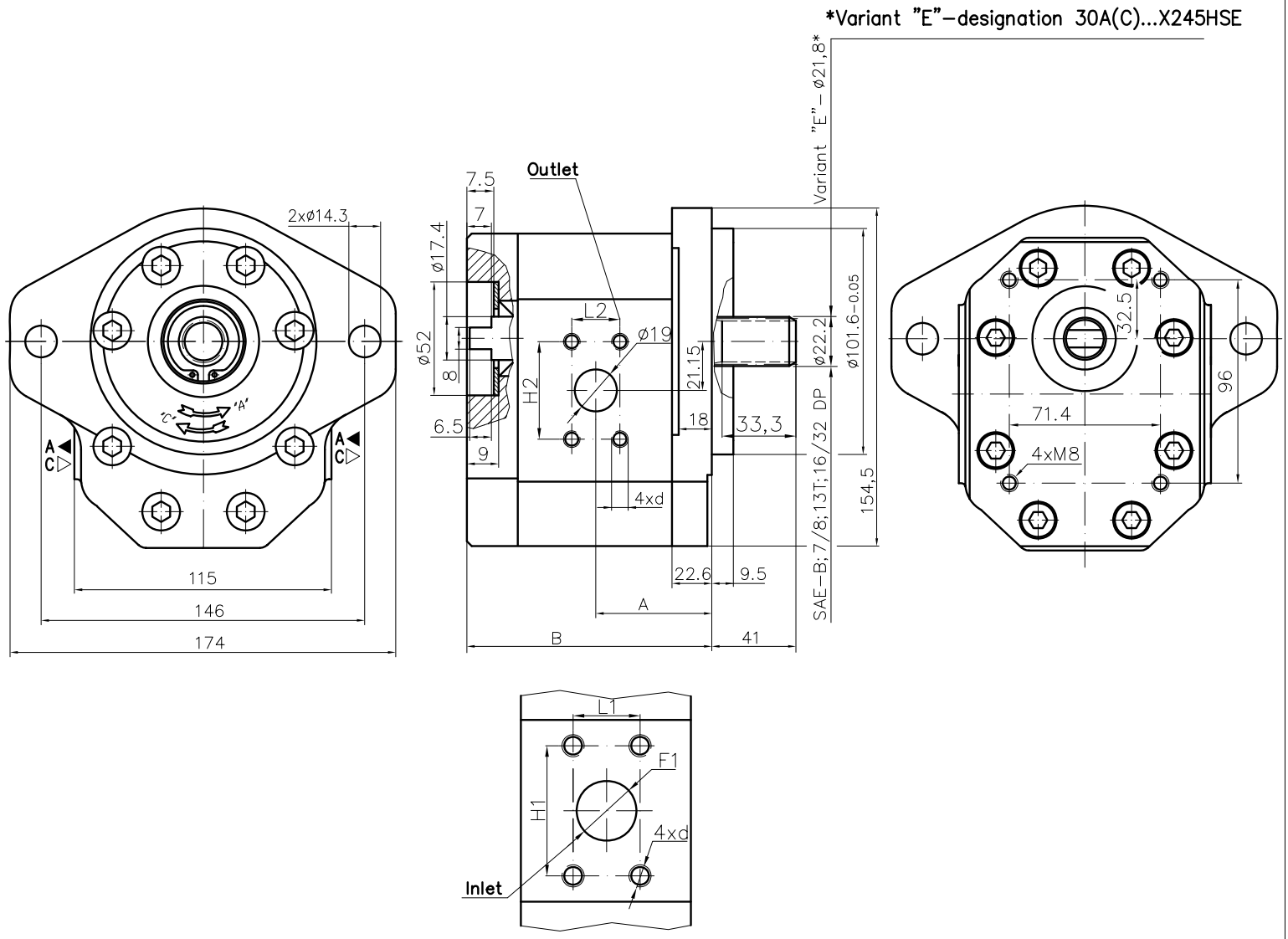

Type	Displacement	Flow		Pressure	max Speed	Dimension									
		at 1500 rpm	at max rpm	P_{nom}	n	A	B	Inlet				Outlet			
	cm^3/rev	l/min	l/min	bar	rpm	mm	mm	F1	d	H1	L1	F2	d	H2	L2
30A(C)20X245HS	20	28,2	56,4	250	3000	56,1	114,7	19	3/8"-16UNC-2B	47,6	22,2	19	3/8"-16UNC-2B	47,6	22,2
30A(C)22,2X245HS	22,5	31,7	63,5	250	3000	57,6	117,7								
30A(C)25X245HS	25	35,3	58,8	250	2500	58,3	119,1								
30A(C)28X245HS	28	39,5	79,0	250	3000	60,2	122,7								
30A(C)32X245S	32	45,1	75,2	250	2500	62,0	126,3	27		52,4	26,2				
30A(C)32X245HS	32	45,1	84,2	250	2800	66,5	135,3								
30A(C)36X245S	36	50,8	77,8	250	2300	63,5	129,4								
30A(C)36X245HS	36	51,3	85,5	250	2500	68,0	138,5								
30A(C)42X245S	42	59,9	91,8	230	2300	66,3	135,0								
30A(C)42X245HS	42	59,9	83,8	230	2100	70,8	144,0								
30A(C)46X245HS	46	65,6	76,5	230	1750	72,7	147,8								
30A(C)50X245HS	50	71,3	83,1	200	1750	74,5	151,4								
30A(C)55X245HS	55	78,4	91,4	200	1750	76,7	155,9								
30A(C)60X245HS	60	85,5	99,8	180	1750	78,7	160,4								

Designed as a first section of multiple gear pumps group 33.

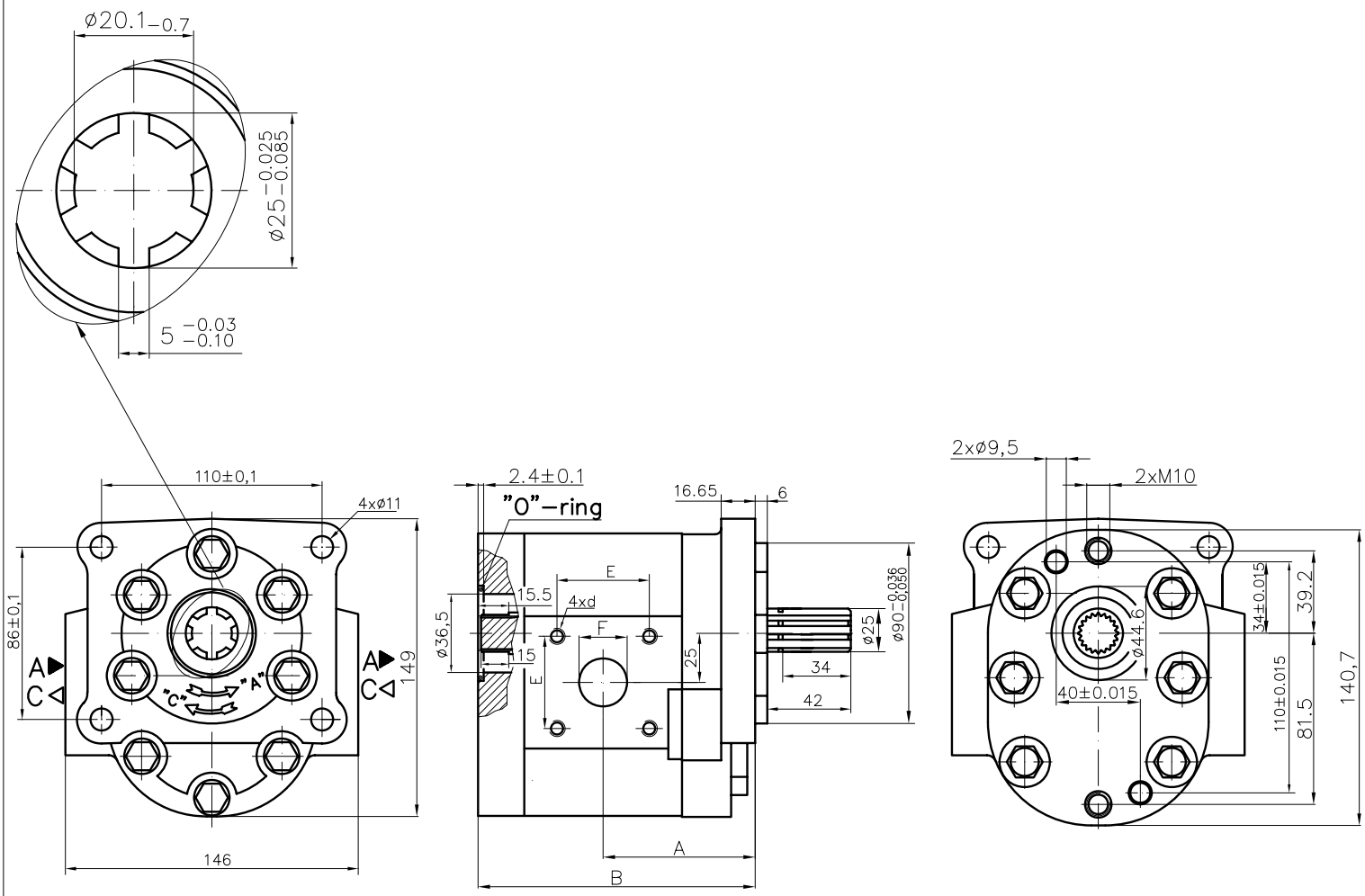

Type	Displacement	Flow		Pressure	max Speed	Dimension							
		at 1500 rpm	at max rpm	P_{nom}	n	A	B	Inlet			Outlet		
	cm^3/rev	l/min	l/min	bar	rpm	mm	mm	E	d	F	E	d	F
30A(C)25X247	24,5	34,5	69,1	200	3000	72,5	133,0	46	M8	20	46	M8	20
30A(C)32X247	32	45,1	75,2	200	2500	76,0	140,3	46	M8	22	46	M8	22
30A(C)32X247H	32	45,1	75,2	200	2500	76,0	140,7						
30A(C)46X247	46	65,6	100,5	190	2300	72,5	144,2	54	M10	27	54	M10	27
30A(C)46X247H	46	65,6	100,5	190	2300	72,5	153,2						
30A(C)50X247	50	71,3	99,8	175	2100	72,5	147,8						
30A(C)50X247H	50	71,3	99,8	175	2100	72,5	156,8						

Designed as a first section of multiple gear pumps group 33.

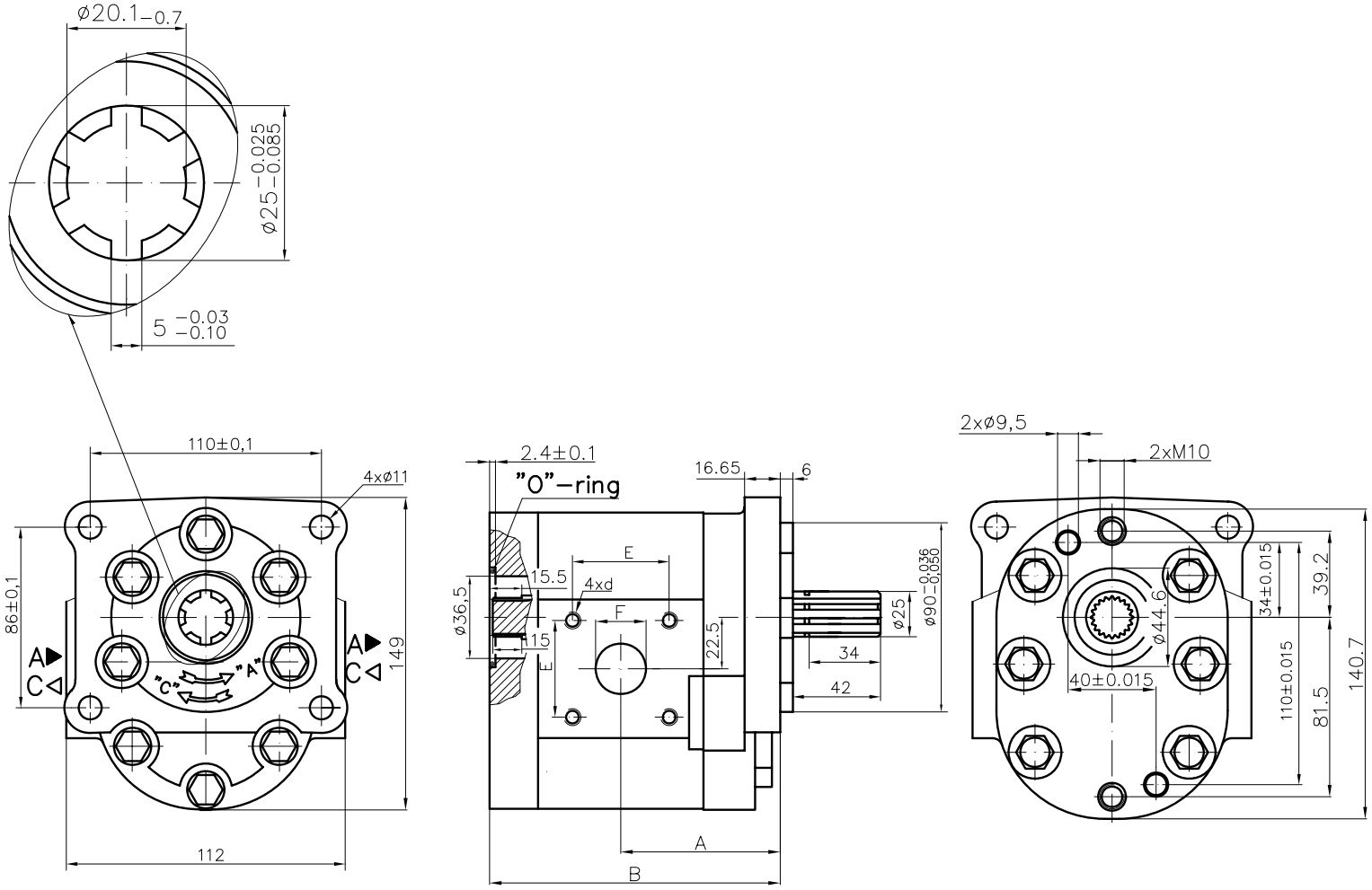

Type	Displacement	Flow		Pressure	max Speed	Dimension							
		at 1500 rpm	at max rpm	P_{nom}	n	A	B	Inlet			Outlet		
	cm^3/rev	l/min	l/min	bar	rpm	mm	mm	E	d	F	E	d	F
30A(C)25X247Y	24,5	34,5	69,1	200	3000	64,0	124,5	46	M8	20	46	M8	20
30A(C)32X247Y	32	45,1	75,2	200	2500	67,6	131,8	46	M8	22	46	M8	22
30A(C)46X247Y	46	65,6	100,5	190	2300	72,5	144,2	54	M10	27	54	M10	27
30A(C)50X247Y	50	71,3	99,8	175	2100	72,5	147,8						

Designed as a second section of multiple gear pumps group 33.

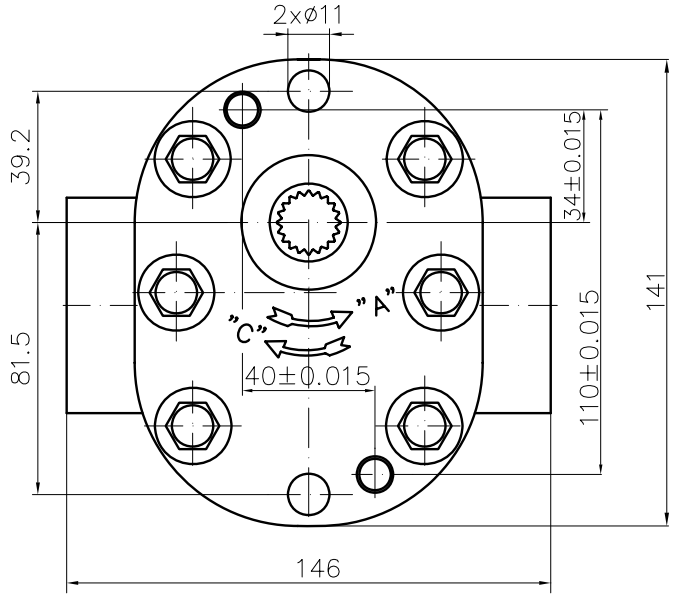

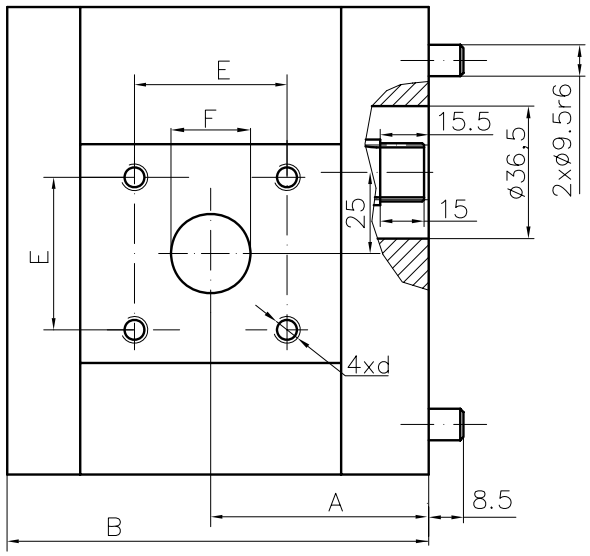

Type	Displacement	Flow		Pressure	max Speed	Dimension							
		at 1500 rpm	at max rpm	P_{nom}	n	A	B	Inlet			Outlet		
	cm^3/rev	l/min	l/min	bar	rpm	mm	mm	E	d	F	E	d	F
30A(C)25X248	24,5	34,5	69,1	200	3000	60,6	118,3	46	M8	19	46	M8	19
30A(C)32X248	32	45,1	75,2	200	2500	64,2	125,5	46	M8	22	46	M8	22
30A(C)32X248H	32	45,1	75,2	200	2500	68,6	134,5						
30A(C)46X248	46	65,6	100,5	190	2300	70,4	138,0	54	M10	27	54	M10	27
30A(C)46X248H	46	65,6	100,5	190	2300	74,9	147,0						
30A(C)50X248	50	71,3	99,8	175	2100	72,2	141,6						
30A(C)50X248H	50	71,3	99,8	175	2100	76,7	150,6						

Designed as a second section of multiple gear pumps group 33.

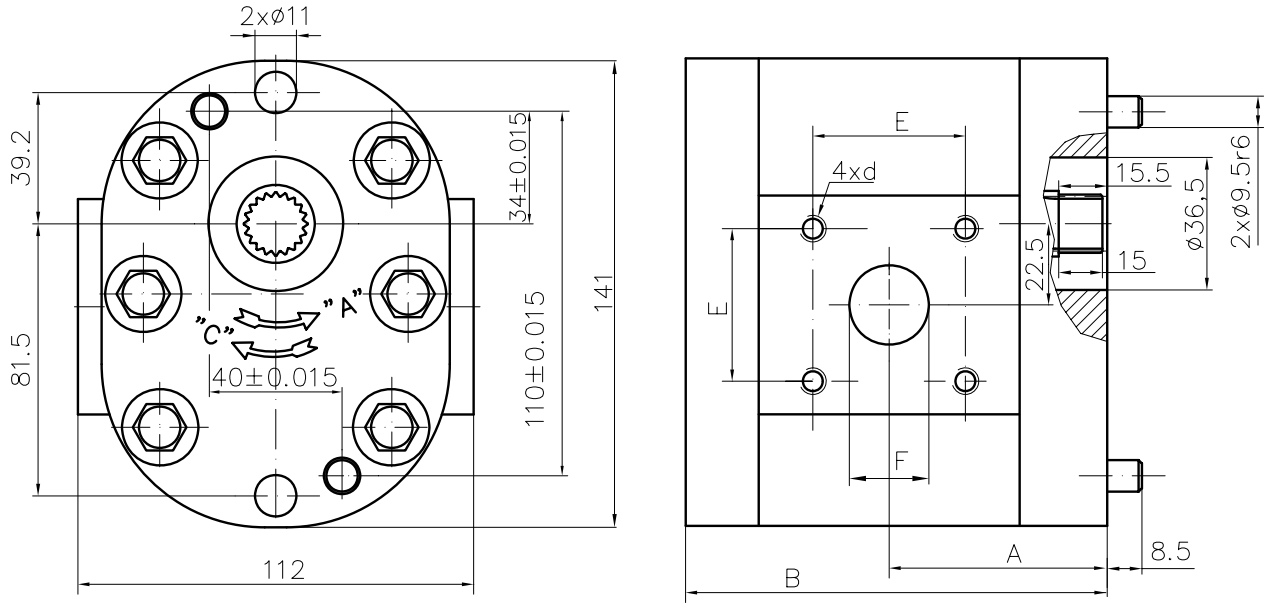

Type	Displacement	Flow		Pressure	max Speed	Dimension							
		at 1500 rpm	at max rpm	P_{nom}	n	A	B	Inlet			Outlet		
	cm^3/rev	l/min	l/min	bar	rpm	mm	mm	E	d	F	E	d	F
30A(C)25X248Y	24,5	34,5	69,1	200	3000	60,6	118,3	46	M8	20	46	M8	20
30A(C)32X248Y	32	45,1	75,2	200	2500	64,2	125,5	46	M8	22	46	M8	22
30A(C)46X248Y	46	65,6	100,5	190	2300	70,4	138,0	54	M10	27	54	M10	27
30A(C)50X248Y	50	71,3	99,8	175	2100	72,2	141,6						

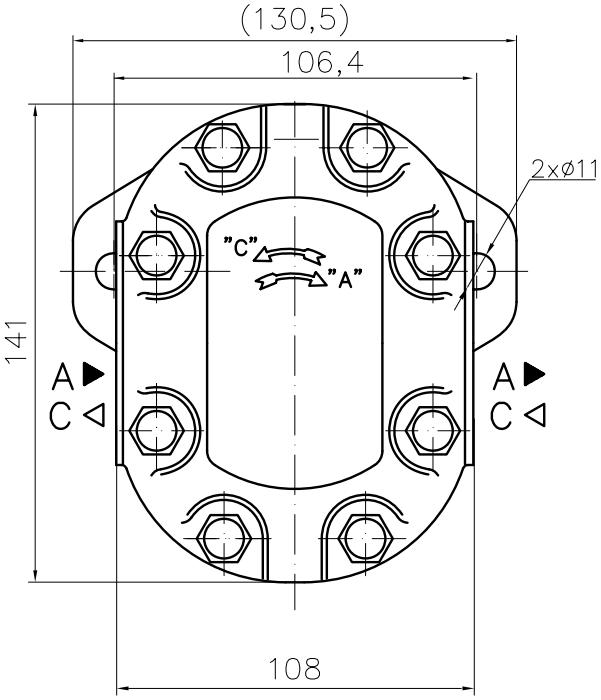

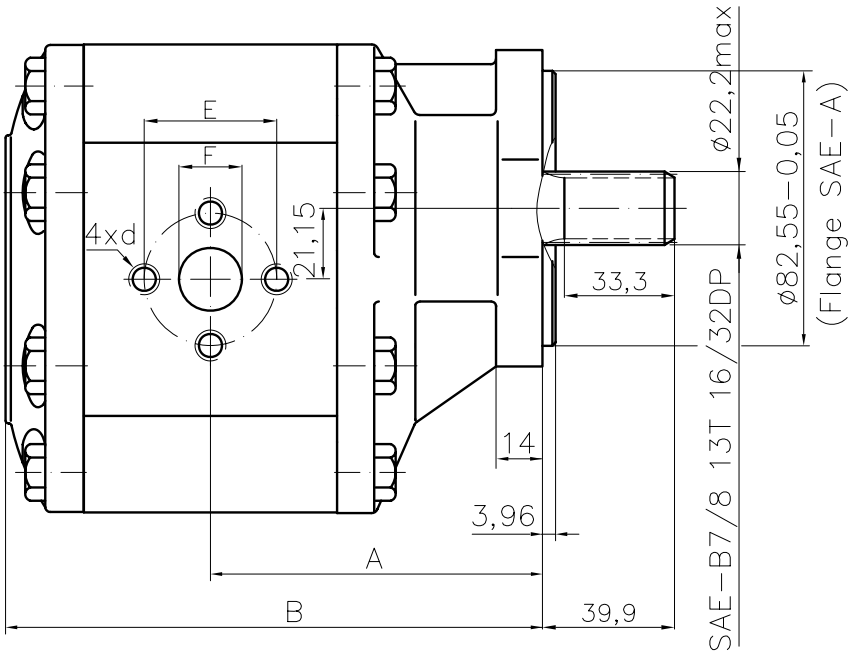

Type	Displacement	Flow		Pressure	max Speed	Dimension							
		at 1500 rpm	at max rpm	P_{nom}	n	A	B	Inlet			Outlet		
	cm^3/rev	l/min	l/min	bar	rpm	mm	mm	E	d	F	E	d	F
30A(C)20X263H	20	28,2	56,4	200	3000	95,1	152,3	40	M8	19	40	M8	19
30A(C)22,2X263H	22,5	31,7	63,5	200	3000	96,8	155,4						
30A(C)25X263H	25	35,3	70,5	200	3000	97,4	156,8						
30A(C)28X263H	28	39,5	79,0	200	3000	99,1	160,2						
30A(C)32X263	32	45,1	75,2	200	2500	101,0	163,8	51	M10	27			
30A(C)32X263H	32	45,1	90,2	200	3000	105,5	172,8						
30A(C)36X263	36	50,8	84,6	190	2500	102,7	166,9						
30A(C)36X263H	36	51,3	95,8	190	2800	107,2	175,9						
30A(C)42X263	42	59,9	91,8	190	2300	105,3	172,5						
30A(C)42X263H	42	59,9	99,8	190	2500	109,8	181,5						
30A(C)46X263H	46	65,6	100,5	175	2300	111,7	186,3						
30A(C)50X263H	50	71,3	99,8	175	2100	113,5	188,9						
30A(C)55X263H	55	78,4	91,4	175	1750	115,7	193,4						
30A(C)60X263H	60	85,5	99,8	160	1750	118,0	197,9						

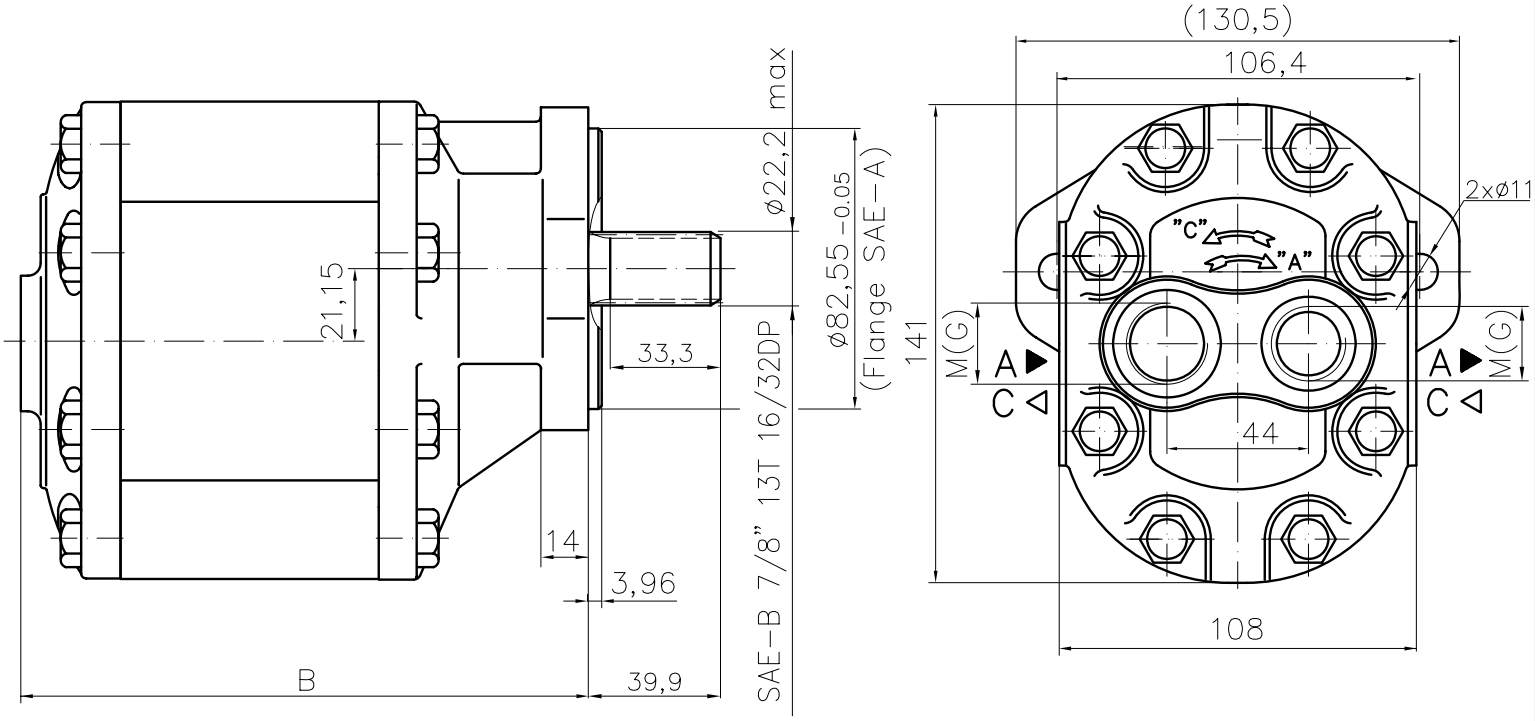

Type	Displacement	Flow		Pressure	max Speed	Dimension							
		at 1500 rpm	at max rpm	P_{nom}	n	A	B	Inlet			Outlet		
	cm^3/rev	l/min	l/min	bar	rpm	mm	mm	M	G		M	G	
30A(C)20X263WH	20	28,2	56,4	200	3000		157,8	M33x2	G1"-A		M27x1,5	G3/4"-A	
30A(C)22,2X263WH	22,5	31,7	63,5	200	3000		160,9						
30A(C)25X263WH	25	35,3	70,5	200	3000		162,3						
30A(C)28X263WH	28	39,5	79,0	200	3000		165,7						
30A(C)32X263W	32	45,1	75,2	200	2500		169,3						
30A(C)32X263WH	32	45,1	90,2	200	3000		178,3						
30A(C)36X263W	36	50,8	84,6	190	2500		172,4						
30A(C)36X263WH	36	51,3	95,8	190	2800		181,4						
30A(C)42X263W	42	59,9	91,8	190	2300		178,0						
30A(C)42X263WH	42	59,9	99,8	190	2500		187,0						
30A(C)46X263WH	46	65,6	100,5	175	2300		191,8						
30A(C)50X263WH	50	71,3	99,8	175	2100		194,4						
30A(C)55X263WH	55	78,4	91,4	175	1750		198,9						
30A(C)60X263WH	60	85,5	99,8	160	1750		203,4						

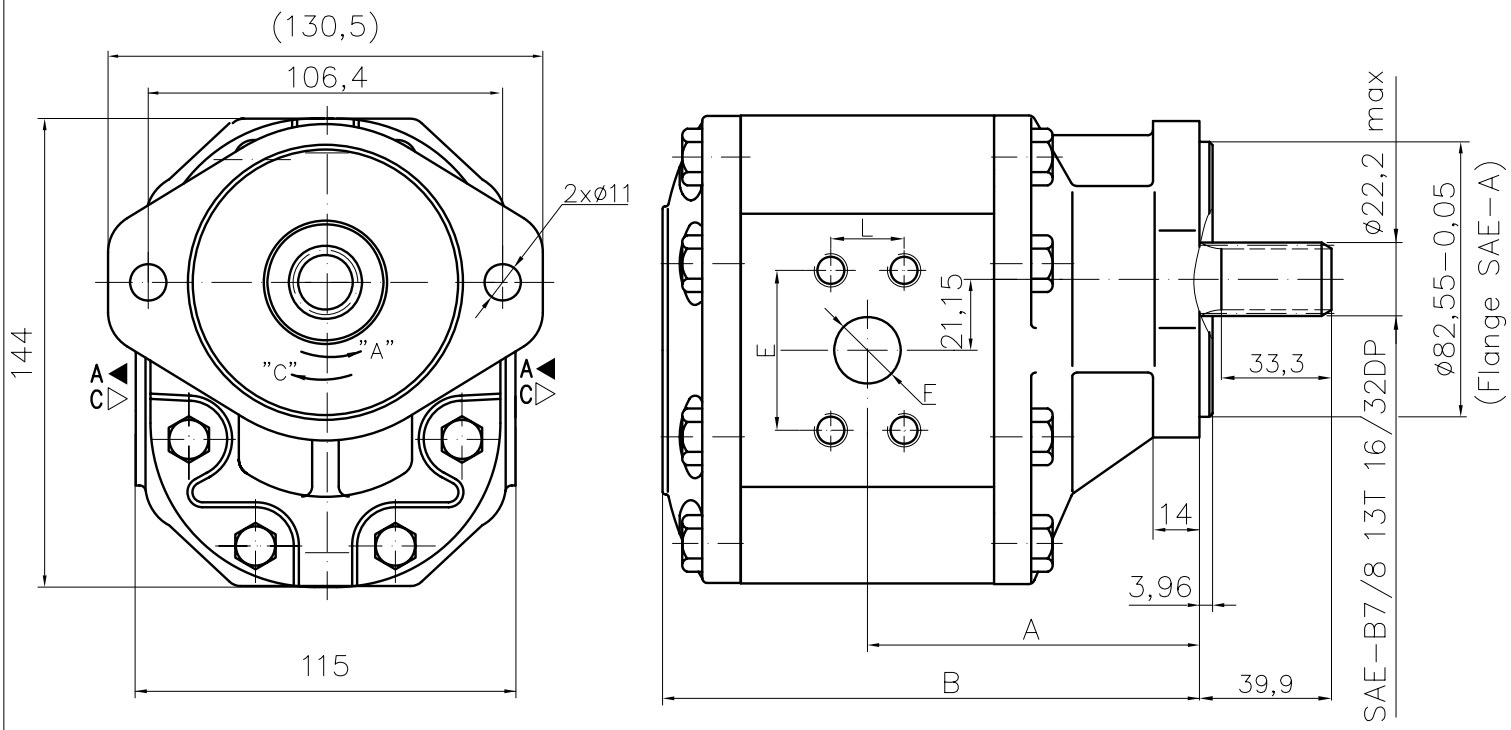

Type	Displacement	Flow		Pressure	max Speed	Dimension									
		at 1500 rpm	at max rpm	P_{nom}	n	A	B	Inlet				Outlet			
	cm^3/rev	l/min	l/min	bar	rpm	mm	mm	E	d	F	L	E	d	F	L
30A(C)32X274	32	45,1	75,2	220	2500	101,0	163,8	52,4	M8	27	26,2	52,4	M8	18	26,2
30A(C)32X274H	32	45,1	90,2	220	3000	105,5	172,8	52,4	M8	27	26,2	52,4	M8	18	26,2
30A(C)55X274	55	78,4	91,4	200	1750	111,2	184,4	35,6	M8	32	69,8	52,4	M8	22	26,2
30A(C)55X274H	55	78,4	91,4	200	1750	115,7	193,4	35,6	M8	32	69,8	52,4	M8	22	26,2

Designed as a first section of multiple gear pumps group 32.

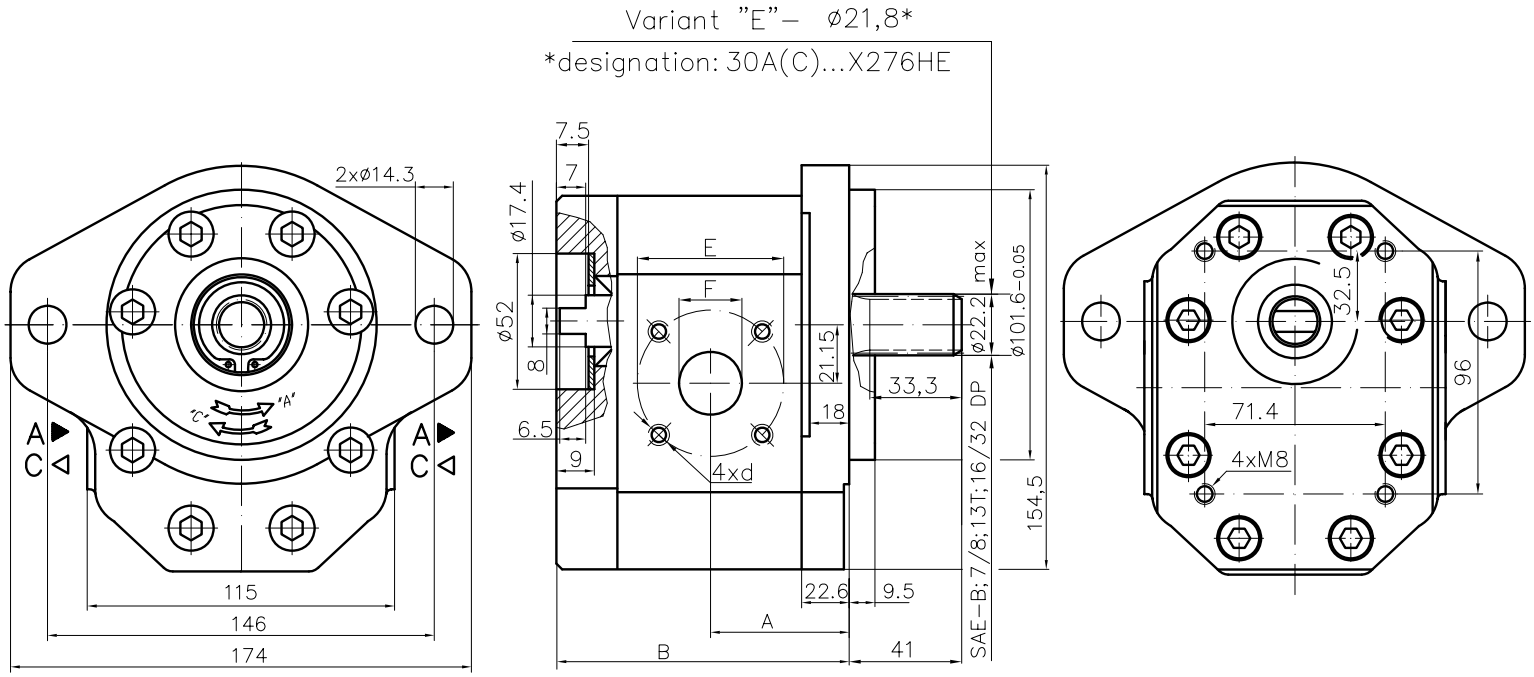

Type	Displacement	Flow		Pressure	max Speed	Dimension							
		at 1500 rpm	at max rpm	P_{nom}	n	A	B	Inlet			Outlet		
	cm^3/rev	l/min	l/min	bar	rpm	mm	mm	E	d	F	E	d	F
30A(C)20X276H	20	28,2	56,4	250	3000	56,1	114,7	40	M8	19	40	M8	19
30A(C)22,2X276H	22,5	31,7	63,5	250	3000	57,6	117,7						
30A(C)25X276H	25	35,3	70,5	250	3000	58,3	119,1						
30A(C)28X276H	28	39,5	79,0	250	3000	60,2	122,7						
30A(C)32X276	32	45,1	75,2	250	2500	62,0	126,3	55		27	55		
30A(C)32X276H	32	45,1	90,2	250	3000	66,5	135,3						
30A(C)36X276	36	50,8	84,6	250	2500	63,5	129,4						
30A(C)36X276H	36	51,3	95,8	250	2800	68,0	138,5						
30A(C)42X276	42	59,9	91,8	230	2300	66,3	135,0						
30A(C)42X276H	42	59,9	99,8	230	2500	70,8	144,0						
30A(C)46X276H	46	65,6	100,5	230	2300	72,7	147,8						
30A(C)50X276H	50	71,3	99,8	200	2100	74,5	151,4						
30A(C)55X276H	55	78,4	91,4	200	1750	76,7	155,9						
30A(C)60X276H	60	85,5	99,8	180	1750	78,7	160,4						

Designed as a first section of multiple gear pumps group 32.
Usually connected with second section pumps type 20A(C)...X066; 20A(C)...X077 and others with central diameter ø52.

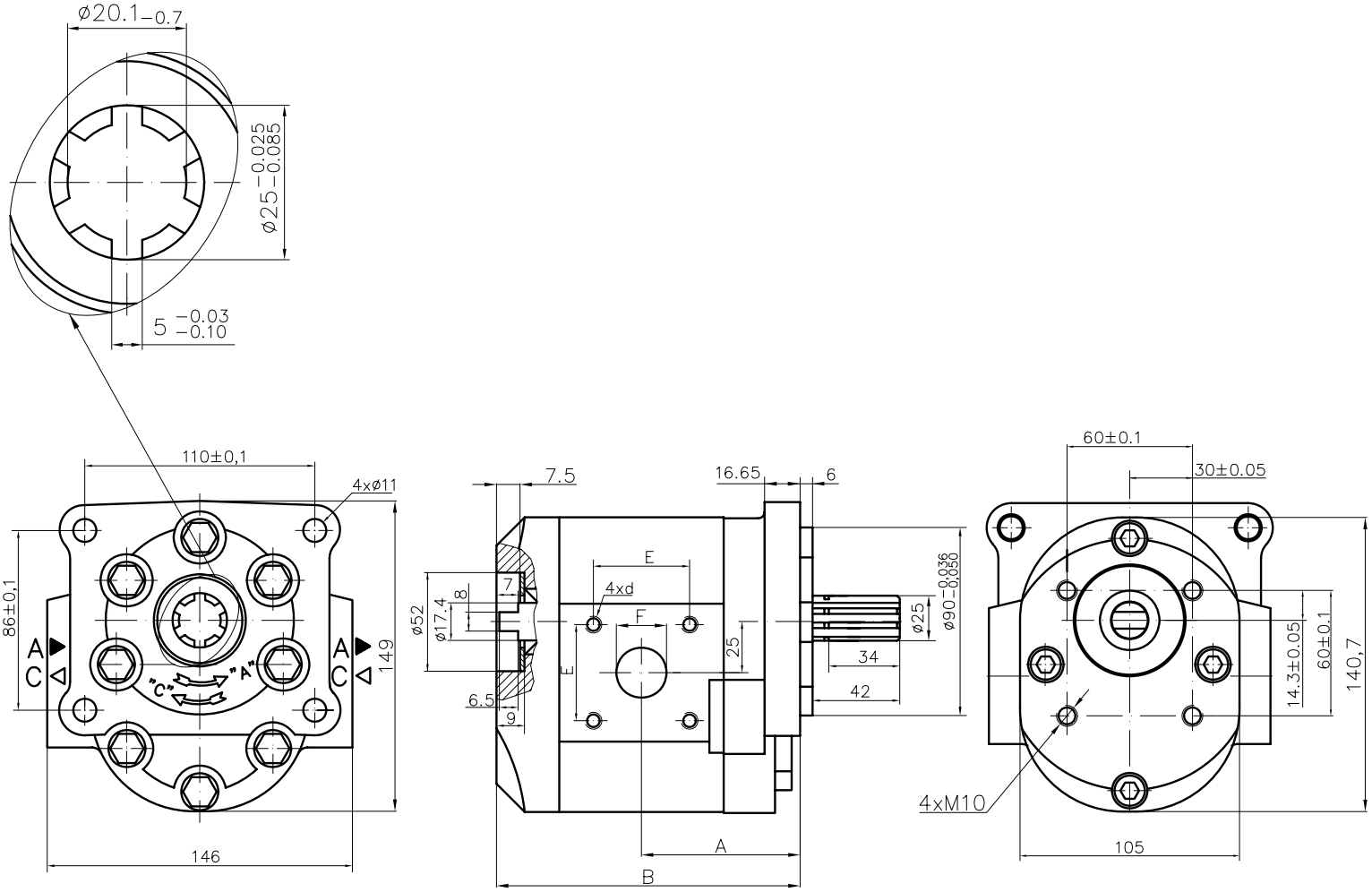

Type	Displacement	Flow		Pressure	max Speed	Dimension							
		at 1500 rpm	at max rpm	P_{nom}	n	A	B	Inlet			Outlet		
	cm^3/rev	l/min	l/min	bar	rpm	mm	mm	E	d	F	E	d	F
30A(C)25X277	24,5	34,5	69,1	200	3000	72,5	138,2	46	M8	20	46	M8	20
30A(C)32X277	32	45,1	75,2	200	2500	76,0	145,4	46	M8	22	46	M8	22
30A(C)32X277H	32	45,1	75,2	200	2500	76,0	154,4						
30A(C)46X277	46	65,6	100,5	190	2300	72,5	149,4	54	M10	27	54	M10	27
30A(C)46X277H	46	65,6	100,5	190	2300	72,5	158,4						
30A(C)50X277	50	71,3	99,8	175	2100	72,5	153,0						
30A(C)50X277H	50	71,3	99,8	175	2100	72,5	162,0						

Designed as a first section of multiple pumps group 32.
Connected with second section pumps type 20A(C)...X066; 20A(C)...X077 and others with central diametre ø52.

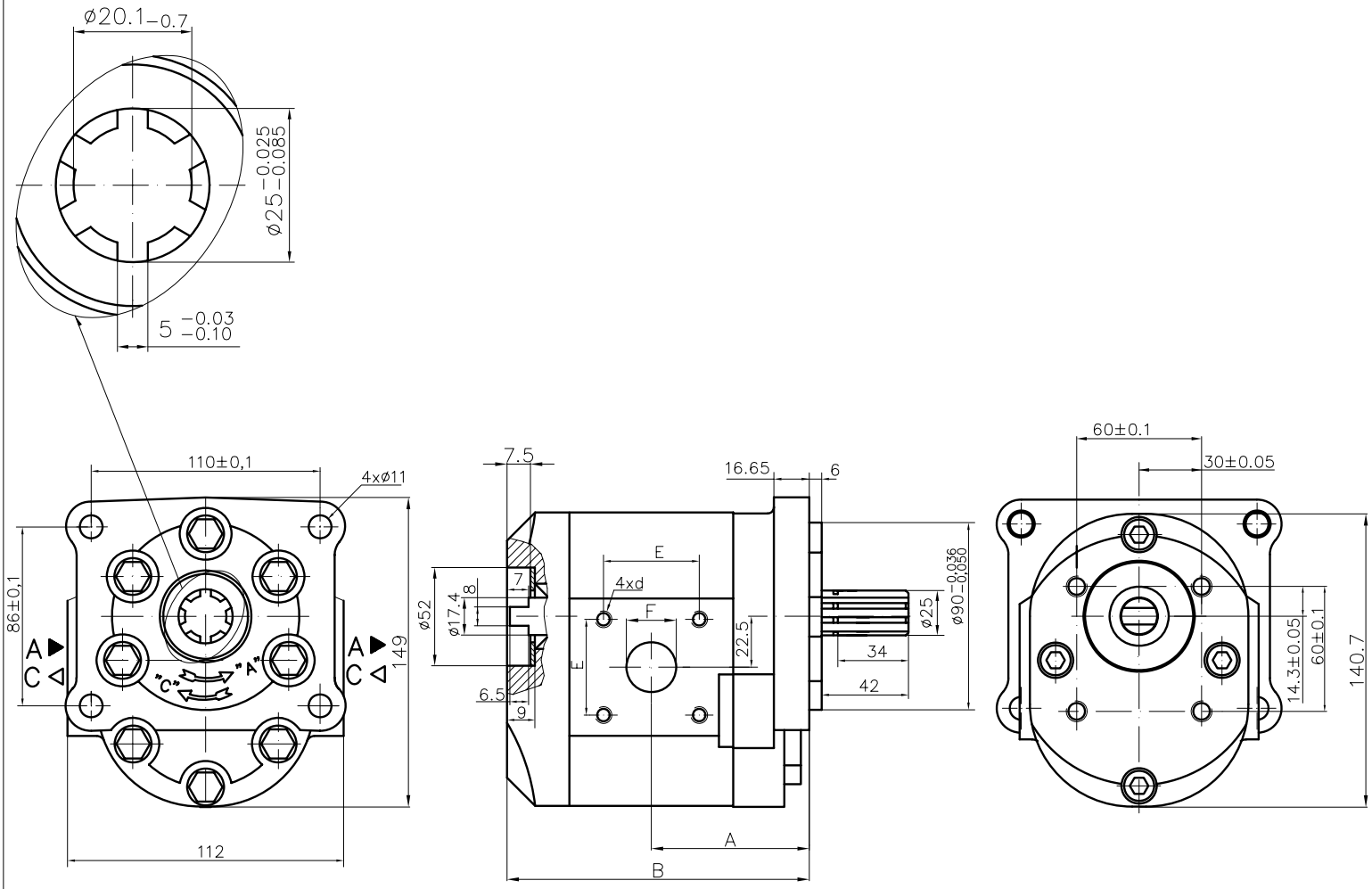

Type	Displacement	Flow		Pressure	max Speed	Dimension							
		at 1500 rpm	at max rpm	P_{nom}	n	A	B	Inlet			Outlet		
	cm^3/rev	l/min	l/min	bar	rpm	mm	mm	E	d	F	E	d	F
30A(C)25X277Y	24,5	34,5	69,1	200	3000	64,0	129,7	46	M8	20	46	M8	20
30A(C)32X277Y	32	45,1	75,2	200	2500	67,6	136,9	46	M8	22	46	M8	22
30A(C)46X277Y	46	65,6	100,5	190	2300	72,5	149,4	54	M10	27	54	M10	27
30A(C)50X277Y	50	71,3	99,8	175	2100	72,5	153,0						

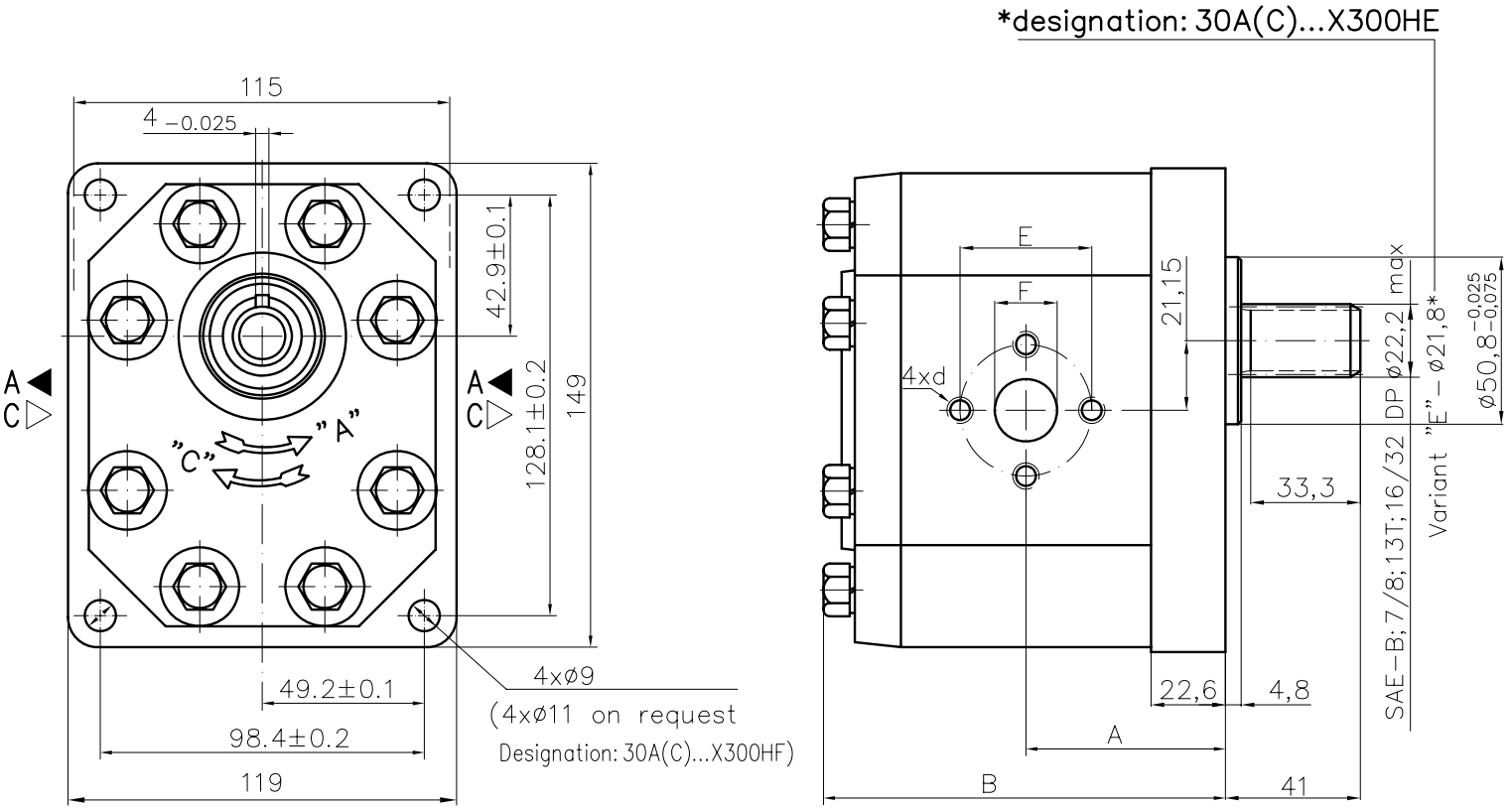

Type	Displacement	Flow		Pressure	max Speed	Dimension							
		at 1500 rpm	at max rpm	P_{nom}	n	A	B	Inlet			Outlet		
	cm^3/rev	l/min	l/min	bar	rpm	mm	mm	E	d	F	E	d	F
30A(C)20X300H	20	28,2	56,4	250	3000	56,1	116,7	40	M8	19	40	M8	19
30A(C)22,2X300H	22,5	31,7	63,5	250	3000	57,6	119,7						
30A(C)25X300H	25	35,3	70,5	250	3000	58,3	121,1						
30A(C)28X300H	28	39,5	79,0	250	3000	60,2	124,7						
30A(C)32X300	32	45,1	75,2	250	2500	62,0	128,3	51	M10	27			
30A(C)32X300H	32	45,1	90,2	250	3000	66,5	137,3						
30A(C)36X300	36	50,8	84,6	250	2500	63,5	131,4						
30A(C)36X300H	36	51,3	95,8	250	2800	68,0	140,5						
30A(C)42X300	42	59,9	91,8	230	2300	66,3	137,0						
30A(C)42X300H	42	59,9	99,8	230	2500	70,8	146,1						
30A(C)46X300H	46	65,6	100,5	230	2300	72,7	149,8						
30A(C)50X300H	50	71,3	99,8	200	2100	74,5	153,4						
30A(C)55X300H	55	78,4	91,4	200	1750	76,7	157,9						
30A(C)60X300H	60	85,5	99,8	180	1750	78,7	162,4						

Designed as a first section of multiple gear pumps group 33.

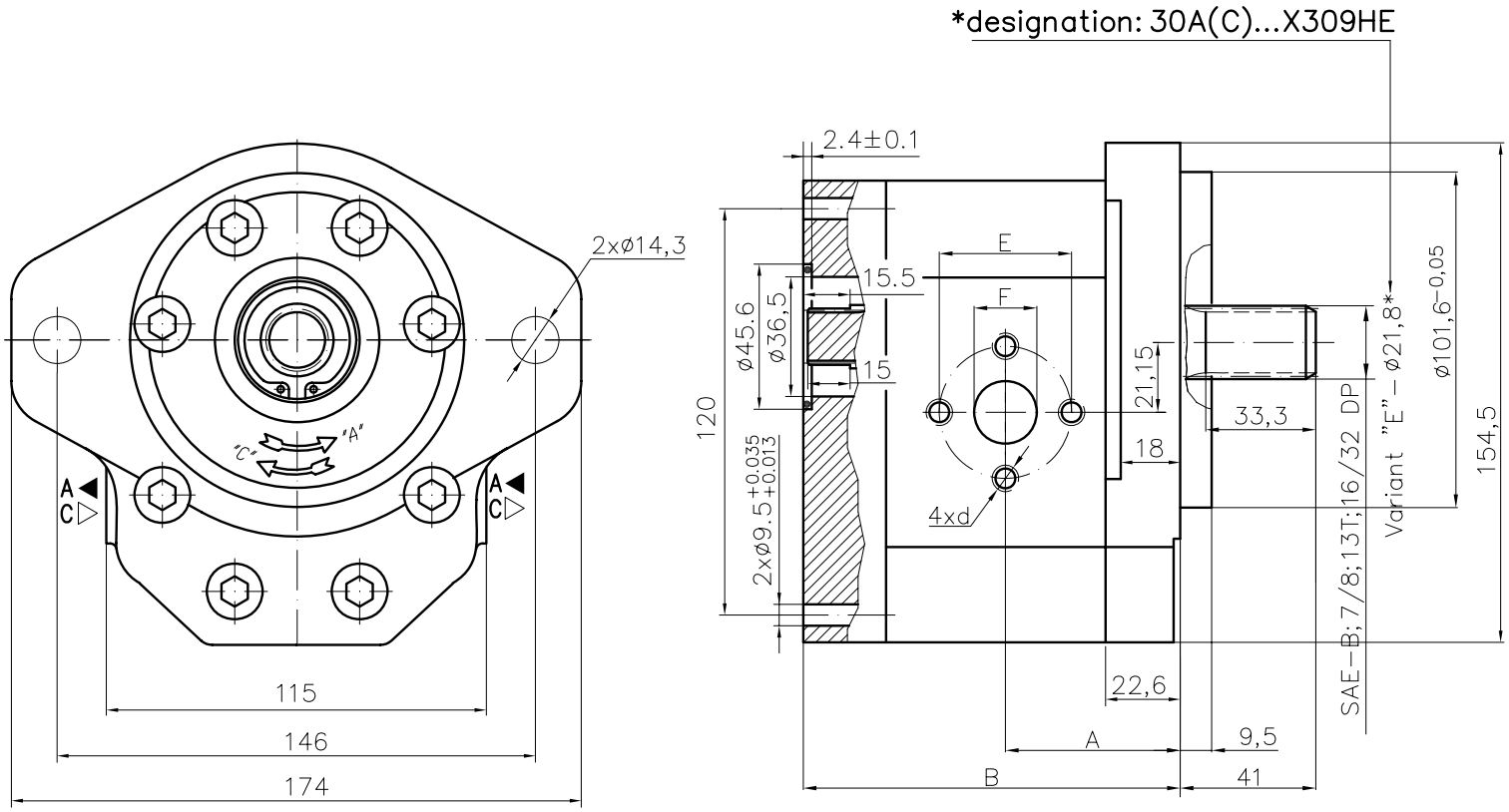

Type	Displacement	Flow		Pressure	max Speed	Dimension							
		at 1500 rpm	at max rpm	P_{nom}	n	A	B	Inlet			Outlet		
	cm^3/rev	l/min	l/min	bar	rpm	mm	mm	E	d	F	E	d	F
30A(C)20X309H	20	28,2	56,4	250	3000	56,1	114,7	40	M8	19	40	M8	19
30A(C)22,2X309H	22,5	31,7	63,5	250	3000	57,6	117,7						
30A(C)25X309H	25	35,3	70,5	250	3000	58,3	119,1						
30A(C)28X309H	28	39,5	79,0	250	3000	60,2	122,7						
30A(C)32X309	32	45,1	75,2	250	2500	62,0	126,3	51	M10	27			
30A(C)32X309H	32	45,1	90,2	250	3000	66,5	135,3						
30A(C)36X309	36	50,8	84,6	250	2500	63,5	129,4						
30A(C)36X309H	36	51,3	95,8	250	2800	68,0	138,5						
30A(C)42X309	42	59,9	91,8	230	2300	66,3	135,0						
30A(C)42X309H	42	59,9	99,8	230	2500	70,8	144,0						
30A(C)46X309H	46	65,6	100,5	230	2300	72,7	147,8						
30A(C)50X309H	50	71,3	99,8	200	2100	74,5	151,4						
30A(C)55X309H	55	78,4	91,4	200	1750	76,7	155,9						
30A(C)60X309H	60	85,5	99,8	180	1750	78,7	160,4						

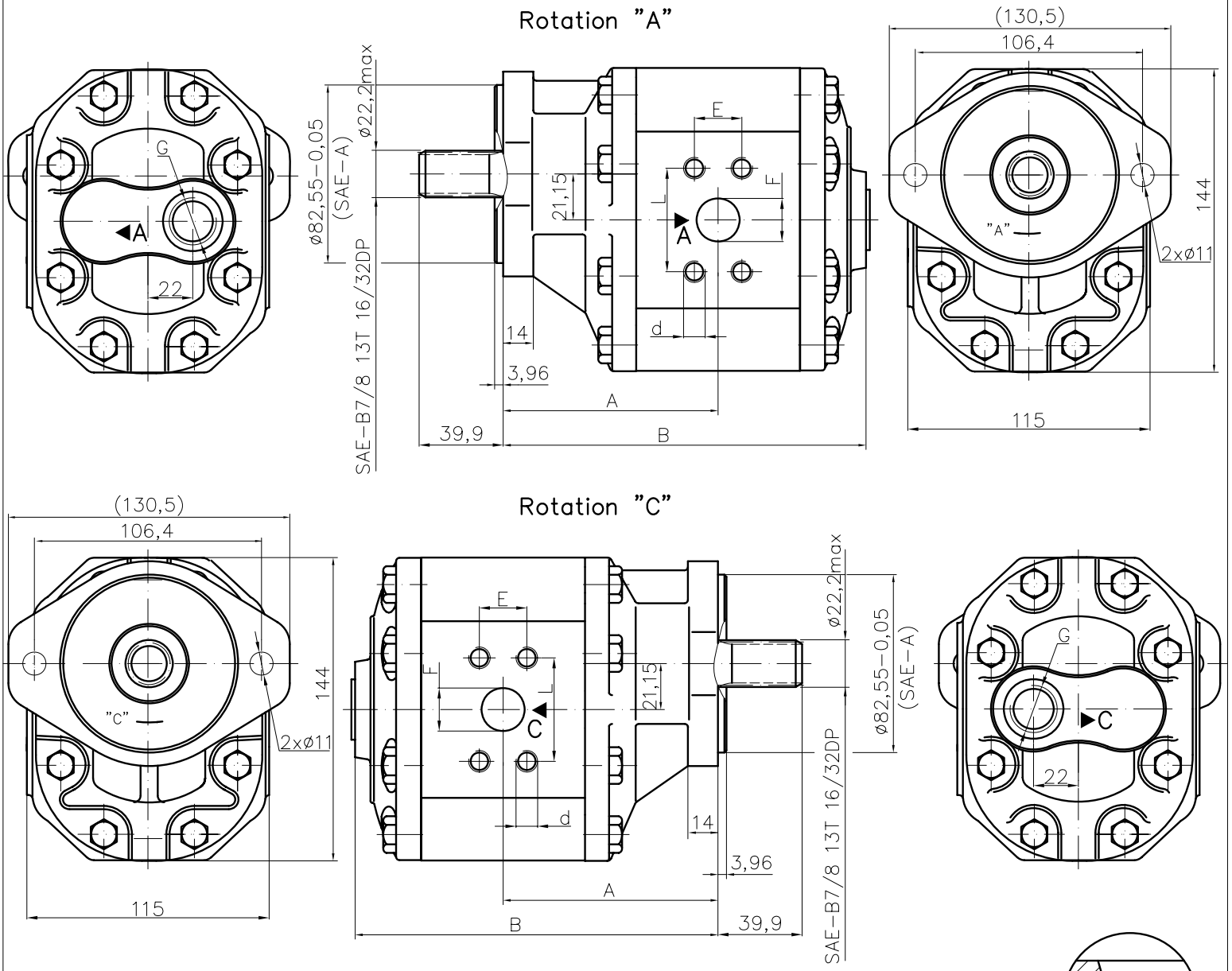

SAE J475 (ISO R725)
for outlet port

Type	Displacement	Flow		Pressure	max Speed	Dimension									
		at 1500 rpm	at max rpm	P_{nom}	n	A	B	Inlet				Outlet			
	cm^3/rev	l/min	l/min	bar	rpm	mm	mm	E	d	F	L		G		
30A(C)20X323H	20	28,2	56,4	250	3000	95,1	152,3						1 1/16"-12UNF-2B		
30A(C)22,2X323H	22,5	31,7	63,5	250	3000	96,8	155,4								
30A(C)25X323H	25	35,3	70,5	250	3000	97,4	156,8								
30A(C)28X323H	28	39,5	79,0	250	3000	99,1	160,2								
30A(C)32X323	32	45,1	75,2	250	2500	101,0	163,8	52,4	M8	27	26,2				
30A(C)32X323H	32	45,1	90,2	250	3000	105,5	172,8	52,4	M8	27	26,2				
30A(C)36X323	36	50,8	84,6	250	2500	102,7	166,9								
30A(C)36X323H	36	51,3	95,8	250	2800	107,2	175,9								
30A(C)42X323	42	59,9	91,8	230	2300	105,3	172,5								
30A(C)42X323H	42	59,9	99,8	230	2500	109,8	181,5								
30A(C)46X323H	46	65,6	100,5	230	2300	111,7	186,3								
30A(C)50X323H	50	71,3	99,8	200	2100	113,5	188,9	35,6	M8	32	69,8				
30A(C)55X323H	55	78,4	91,4	200	1750	115,7	193,4	35,6	M8	32	69,8				
30A(C)60X323H	60	85,5	99,8	180	1750	118,0	197,9								

Designed as a middle section of multiple gear pumps group 333.

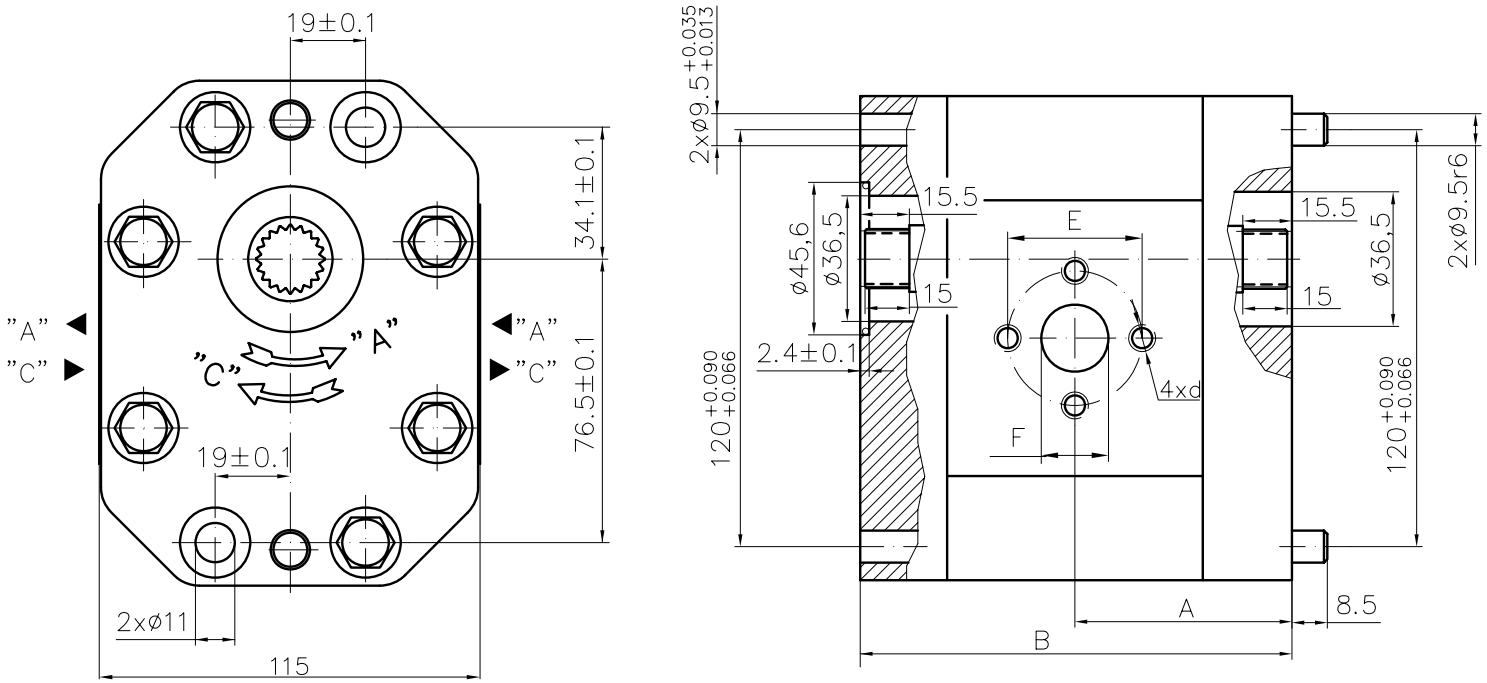

Type	Displacement	Flow		Pressure	max Speed	Dimension							
		at 1500 rpm	at max rpm	P_{nom}	n	A	B	Inlet			Outlet		
	cm^3/rev	l/min	l/min	bar	rpm	mm	mm	E	d	F	E	d	F
30A(C)20X324H	20	28,2	56,4	250	3000	58,5	117,1	40	M8	19	40	M8	19
30A(C)22,2X324H	22,5	31,7	63,5	250	3000	60,0	120,1						
30A(C)25X324H	25	35,3	70,5	250	3000	60,8	121,5						
30A(C)28X324H	28	39,5	79,0	250	3000	62,5	125,1						
30A(C)32X324H	32	45,1	90,2	250	3000	68,8	137,7	51	M10	27			
30A(C)36X324H	36	51,3	95,8	250	2800	70,5	140,9						
30A(C)42X324H	42	59,9	99,8	230	2500	73,2	146,5						
30A(C)46X324H	46	65,6	100,5	230	2300	75,1	150,2						
30A(C)50X324H	50	71,3	99,8	200	2100	76,9	153,8						
30A(C)55X324H	55	78,4	91,4	200	1750	79,1	158,3						
30A(C)60X324H	60	85,5	99,8	180	1750	81,4	162,8						

Designed as a middle section of multiple gear pumps group 332.

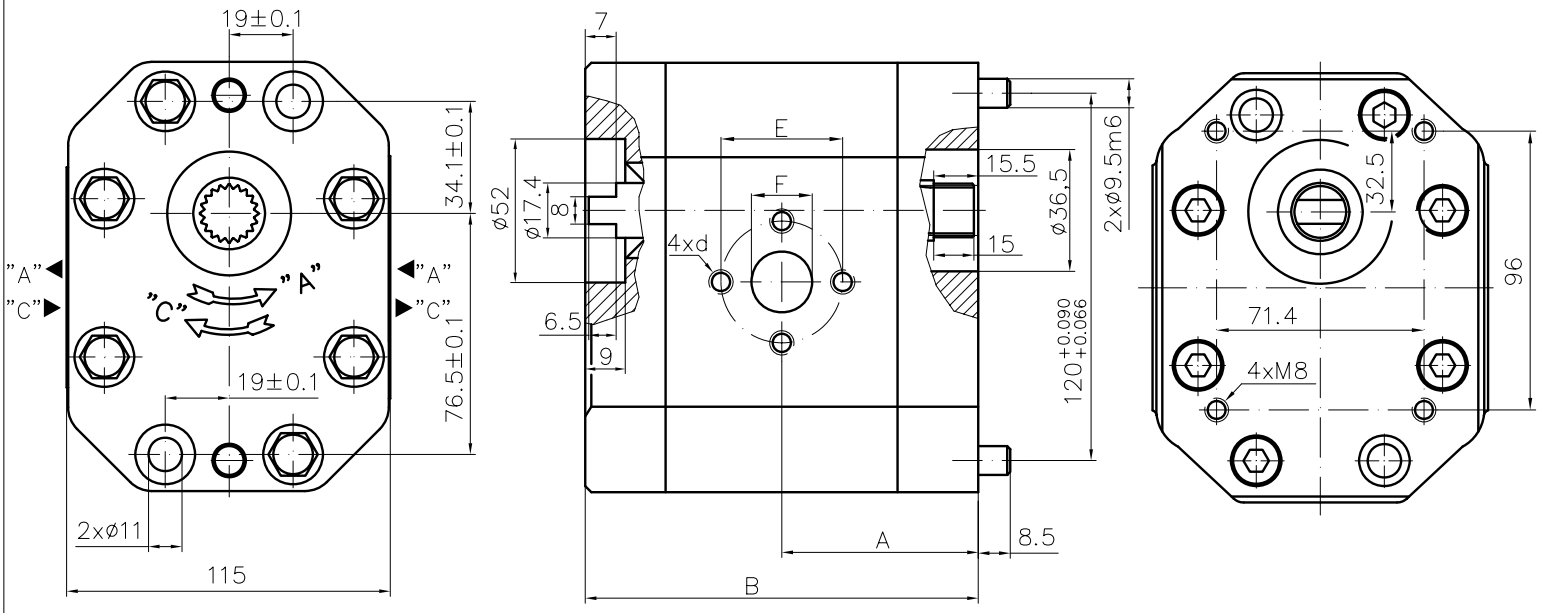

Type	Displacement	Flow		Pressure	max Speed	Dimension							
		at 1500 rpm	at max rpm	P_{nom}	n	A	B	Inlet			Outlet		
	cm^3/rev	l/min	l/min	bar	rpm	mm	mm	E	d	F	E	d	F
30A(C)20X325H	20	28,2	56,4	250	3000	58,5	117,1	40	M8	19	40	M8	19
30A(C)22,2X325H	22,5	31,7	63,5	250	3000	60,0	120,1						
30A(C)25X325H	25	35,3	70,5	250	3000	60,8	121,5						
30A(C)28X325H	28	39,5	79,0	250	3000	62,5	125,1						
30A(C)32X325	32	45,1	75,2	250	2500	64,2	128,5	51	M10	27			
30A(C)32X325H	32	45,1	90,2	250	3000	68,8	137,7						
30A(C)36X325	36	50,8	84,6	250	2500	65,7	131,6						
30A(C)36X325H	36	51,3	95,8	250	2800	70,5	140,9						
30A(C)42X325	42	59,9	91,8	230	2300	68,5	137,2						
30A(C)42X325H	42	59,9	99,8	230	2500	73,2	146,5						
30A(C)46X325H	46	65,6	100,5	230	2300	75,1	150,2						
30A(C)50X325H	50	71,3	99,8	200	2100	76,9	153,8						
30A(C)55X325H	55	78,4	91,4	200	1750	79,1	158,3						
30A(C)60X325H	60	85,5	99,8	180	1750	81,4	162,8						

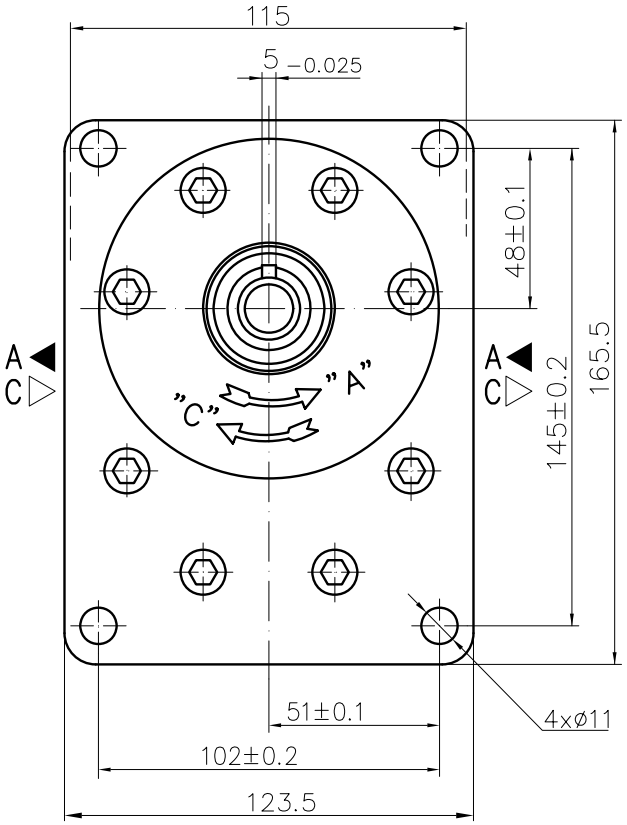

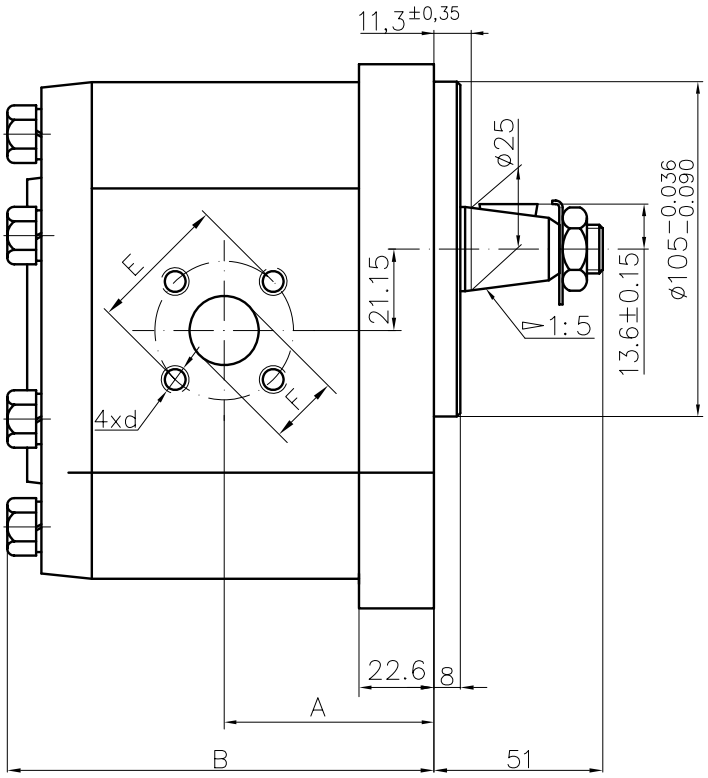

Type	Displacement	Flow		Pressure	max Speed	Dimension							
		at 1500 rpm	at max rpm	P_{nom}	n	A	B	Inlet			Outlet		
	cm^3/rev	l/min	l/min	bar	rpm	mm	mm	E	d	F	E	d	F
30A(C)20X337H	20	28,2	56,4	250	3000	56,1	116,7	40	M8	19	40	M8	19
30A(C)22,2X337H	22,5	31,7	63,5	250	3000	57,6	119,7						
30A(C)25X337H	25	35,3	70,5	250	3000	58,3	121,1						
30A(C)28X337H	28	39,5	79,0	250	3000	60,2	124,7						
30A(C)32X337	32	45,1	75,2	250	2500	62,0	128,3	55		27	55		
30A(C)32X337H	32	45,1	90,2	250	3000	66,5	137,3						
30A(C)36X337	36	50,8	84,6	250	2500	63,5	131,4						
30A(C)36X337H	36	51,3	95,8	250	2800	68,0	140,5						
30A(C)42X337	42	59,9	91,8	230	2300	66,3	137,0						
30A(C)42X337H	42	59,9	99,8	230	2500	70,8	146,1						
30A(C)46X337H	46	65,6	100,5	230	2300	72,7	149,8						
30A(C)50X337H	50	71,3	99,8	200	2100	74,5	153,4						
30A(C)55X337H	55	78,4	91,4	200	1750	76,7	157,9						
30A(C)60X337H	60	85,5	99,8	180	1750	78,7	162,4						

Designed as a first section of multiple pumps group 33.

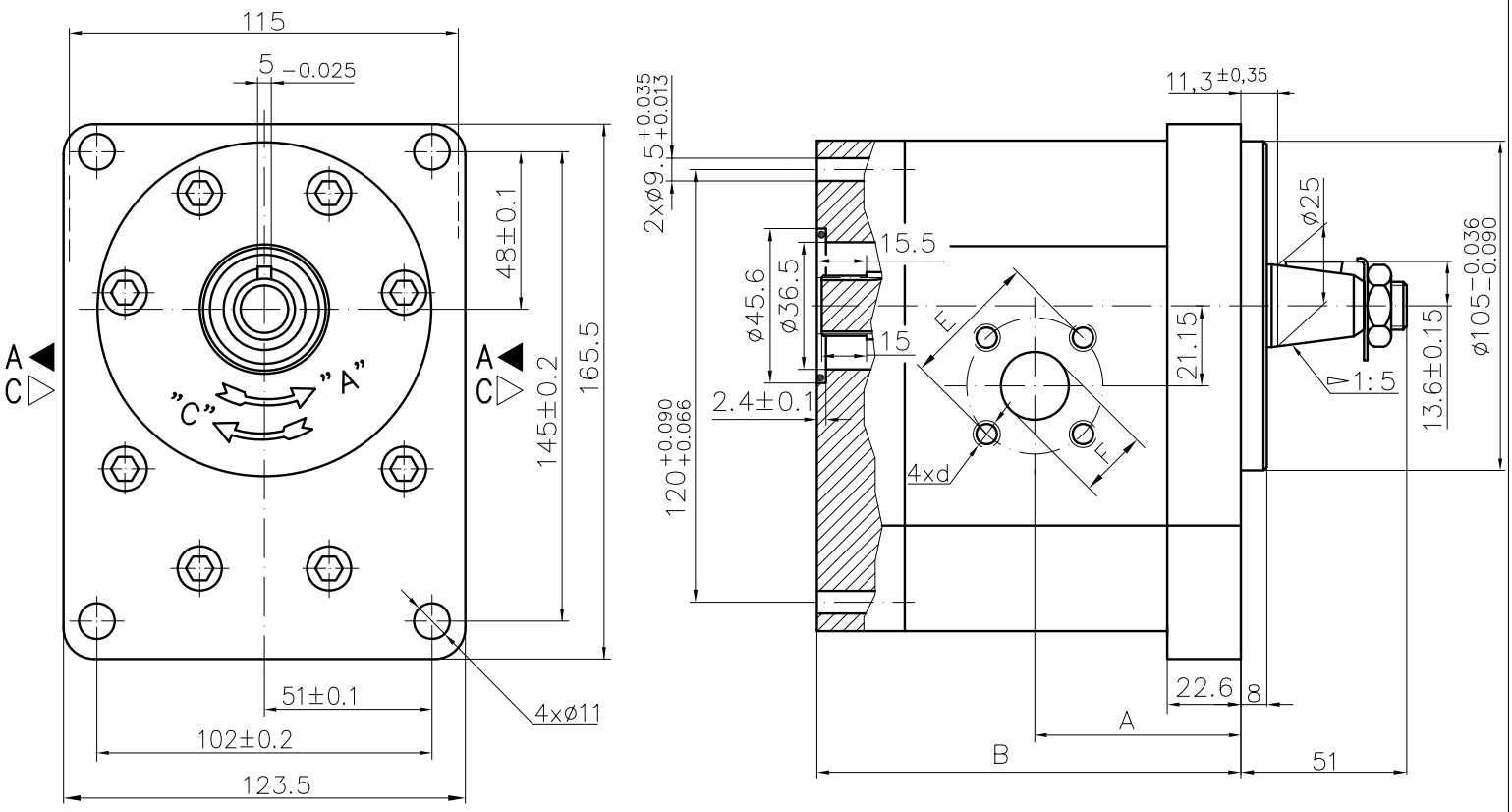

Type	Displacement	Flow		Pressure	max Speed	Dimension							
		at 1500 rpm	at max rpm	P_{nom}	n	A	B	Inlet			Outlet		
	cm^3/rev	l/min	l/min	bar	rpm	mm	mm	E	d	F	E	d	F
30A(C)20X338H	20	28,2	56,4	250	3000	56,1	114,7	40	M8	19	40	M8	19
30A(C)22,2X338H	22,5	31,7	63,5	250	3000	57,6	117,7						
30A(C)25X338H	25	35,3	70,5	250	3000	58,3	119,1						
30A(C)28X338H	28	39,5	79,0	250	3000	60,2	122,7						
30A(C)32X338	32	45,1	75,2	250	2500	62,0	126,3	55		27	55		
30A(C)32X338H	32	45,1	90,2	250	3000	66,5	135,3						
30A(C)36X338	36	50,8	84,6	250	2500	63,5	129,4						
30A(C)36X338H	36	51,3	95,8	250	2800	68,0	138,5						
30A(C)42X338	42	59,9	91,8	230	2300	66,3	135,0						
30A(C)42X338H	42	59,9	99,8	230	2500	70,8	144,0						
30A(C)46X338H	46	65,6	100,5	230	2300	72,7	147,8						
30A(C)50X338H	50	71,3	99,8	200	2100	74,5	151,4						
30A(C)55X338H	55	78,4	91,4	200	1750	76,7	155,9						
30A(C)60X338H	60	85,5	99,8	180	1750	78,7	160,4						

Designed as a second section of multiple gear pumps group 33.

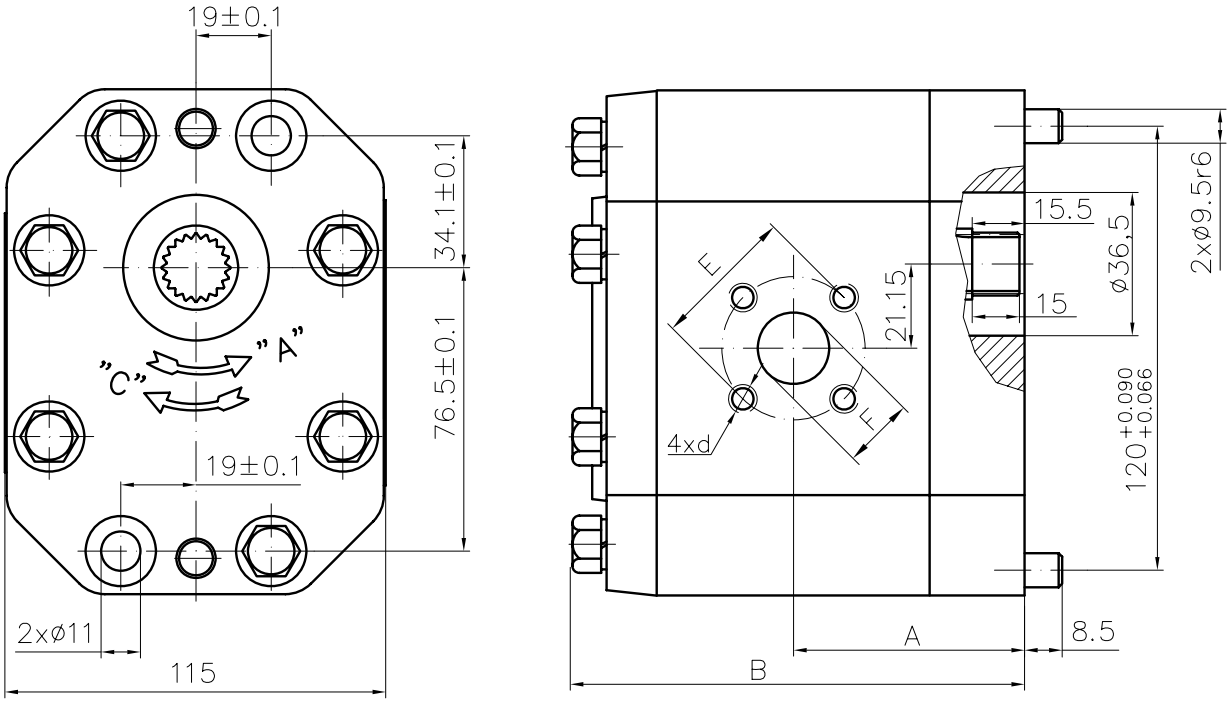

Type	Displacement	Flow		Pressure	max Speed	Dimension							
		at 1500 rpm	at max rpm	P_{nom}	n	A	B	Inlet			Outlet		
	cm^3/rev	l/min	l/min	bar	rpm	mm	mm	E	d	F	E	d	F
30A(C)20X339H	20	28,2	56,4	250	3000	58,3	118,9	40	M8	19	40	M8	19
30A(C)22,2X339H	22,5	31,7	63,5	250	3000	59,7	121,9						
30A(C)25X339H	25	35,3	70,5	250	3000	60,5	123,3						
30A(C)28X339H	28	39,5	79,0	250	3000	62,4	126,9						
30A(C)32X339	32	45,1	75,2	250	2500	64,2	130,5	55		27	55		
30A(C)32X339H	32	45,1	90,2	250	3000	68,7	139,5						
30A(C)36X339	36	50,8	84,6	250	2500	65,7	133,6						
30A(C)36X339H	36	51,3	95,8	250	2800	70,2	142,7						
30A(C)42X339	42	59,9	91,8	230	2300	68,5	139,2						
30A(C)42X339H	42	59,9	99,8	230	2500	73,0	148,3						
30A(C)46X339H	46	65,6	100,5	230	2300	74,9	152,0						
30A(C)50X339H	50	71,3	99,8	200	2100	76,7	155,6						
30A(C)55X339H	55	78,4	91,4	200	1750	78,9	160,1						
30A(C)60X339H	60	85,5	99,8	180	1750	80,9	164,6						

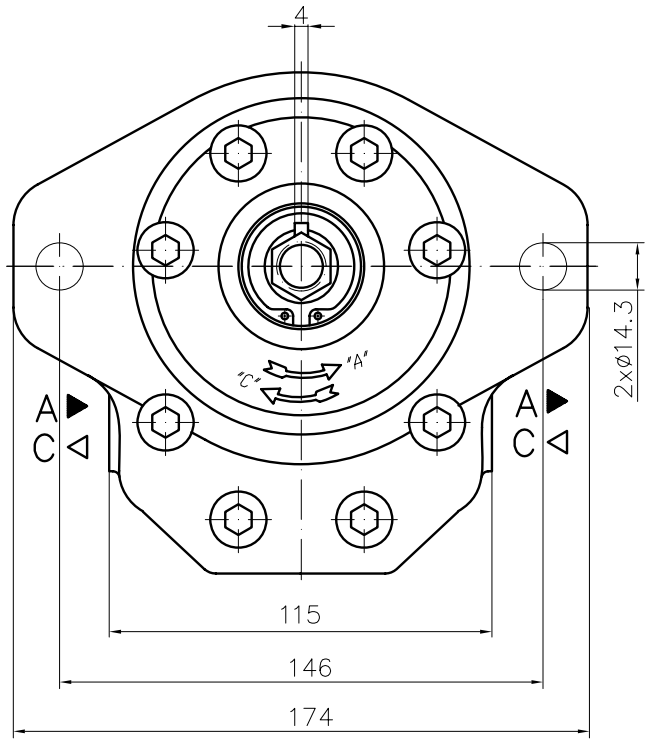

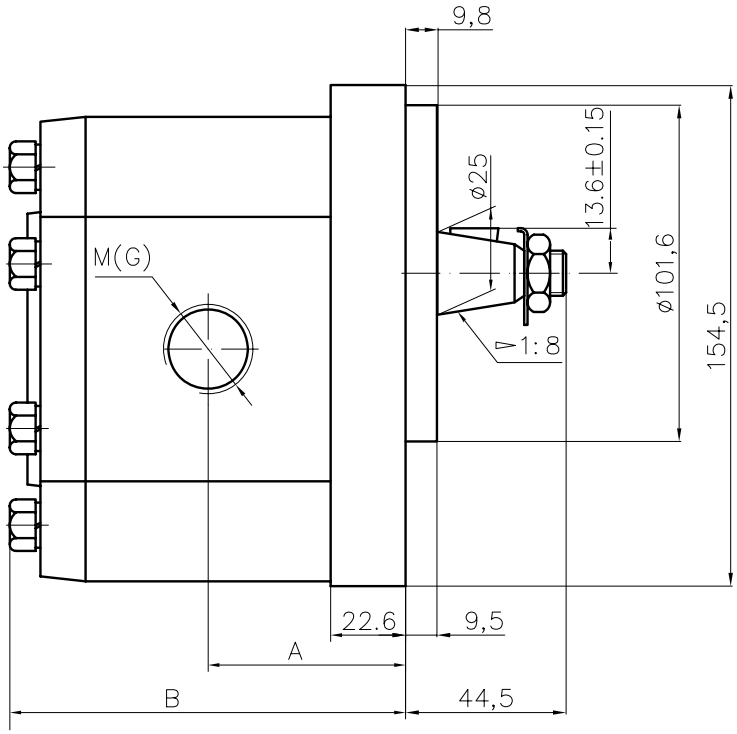

Type	Displacement	Flow		Pressure	max Speed	Dimension							
		at 1500 rpm	at max rpm	P_{nom}	n	A	B	Inlet			Outlet		
	cm^3/rev	l/min	l/min	bar	rpm	mm	mm	M	G		M	G	
30A(C)20X344H	20	28,2	56,4	250	3000	56,1	116,7	M27x1,5	G3/4"-A		M27x1,5	G3/4"-A	
30A(C)22,2X344H	22,5	31,7	63,5	250	3000	57,6	119,7						
30A(C)25X344H	25	35,3	70,5	250	3000	58,3	121,1						
30A(C)28X344H	28	39,5	79,0	250	3000	60,2	124,7						
30A(C)32X344	32	45,1	75,2	250	2500	62,0	128,3	M33x1,5	G1"-A				
30A(C)32X344H	32	45,1	90,2	250	3000	66,5	137,3						
30A(C)36X344	36	50,8	84,6	250	2500	63,5	131,4						
30A(C)36X344H	36	51,3	95,8	250	2800	68,0	140,5						
30A(C)42X344	42	59,9	91,8	230	2300	66,3	137,0						
30A(C)42X344H	42	59,9	99,8	230	2500	70,8	146,1						
30A(C)46X344H	46	65,6	100,5	230	2300	72,7	149,8						
30A(C)50X344H	50	71,3	99,8	200	2100	74,5	153,4						
30A(C)55X344H	55	78,4	91,4	200	1750	76,7	157,9						
30A(C)60X344H	60	85,5	99,8	180	1750	78,7	162,4						

Designed as a first section of multiple gear pumps group 33.

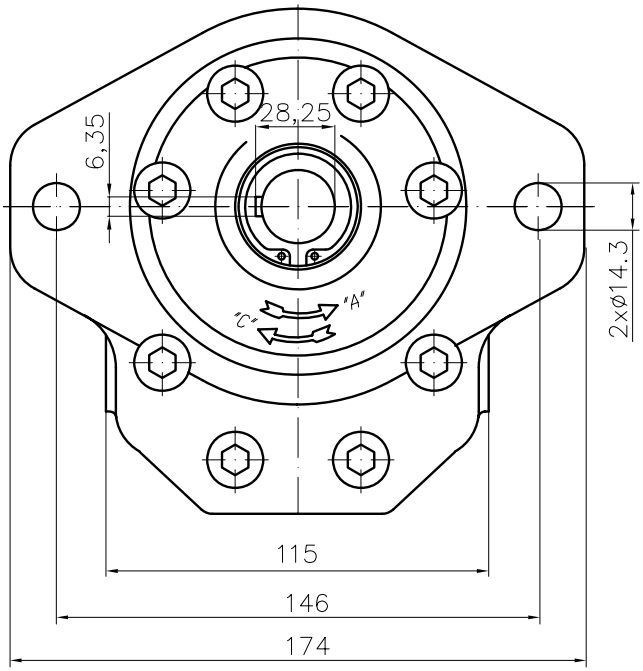

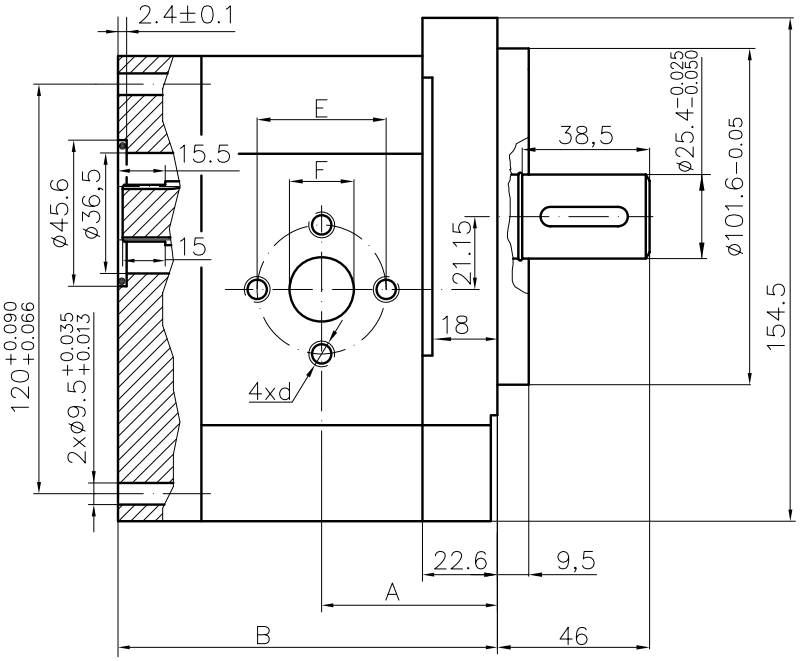

Type	Displacement	Flow		Pressure	max Speed	Dimension							
		at 1500 rpm	at max rpm	P_{nom}	n	A	B	Inlet			Outlet		
	cm^3/rev	l/min	l/min	bar	rpm	mm	mm	E	d	F	E	d	F
30A(C)20X345H	20	28,2	56,4	250	3000	56,1	114,7	40	M8	19	40	M8	19
30A(C)22,2X345H	22,5	31,7	63,5	250	3000	57,6	117,7						
30A(C)25X345H	25	35,3	70,5	250	3000	58,3	119,1						
30A(C)28X345H	28	39,5	79,0	250	3000	60,2	122,7						
30A(C)32X345	32	45,1	75,2	250	2500	62,0	126,3	51	M10	27			
30A(C)32X345H	32	45,1	90,2	250	3000	66,5	135,3						
30A(C)36X345	36	50,8	84,6	250	2500	63,5	129,4						
30A(C)36X345H	36	51,3	95,8	250	2800	68,0	138,5						
30A(C)42X345	42	59,9	91,8	230	2300	66,3	135,0						
30A(C)42X345H	42	59,9	99,8	230	2500	70,8	144,0						
30A(C)46X345H	46	65,6	100,5	230	2300	72,7	147,8						
30A(C)50X345H	50	71,3	99,8	200	2100	74,5	151,4						
30A(C)55X345H	55	78,4	91,4	200	1750	76,7	155,9						
30A(C)60X345H	60	85,5	99,8	180	1750	78,7	160,4						

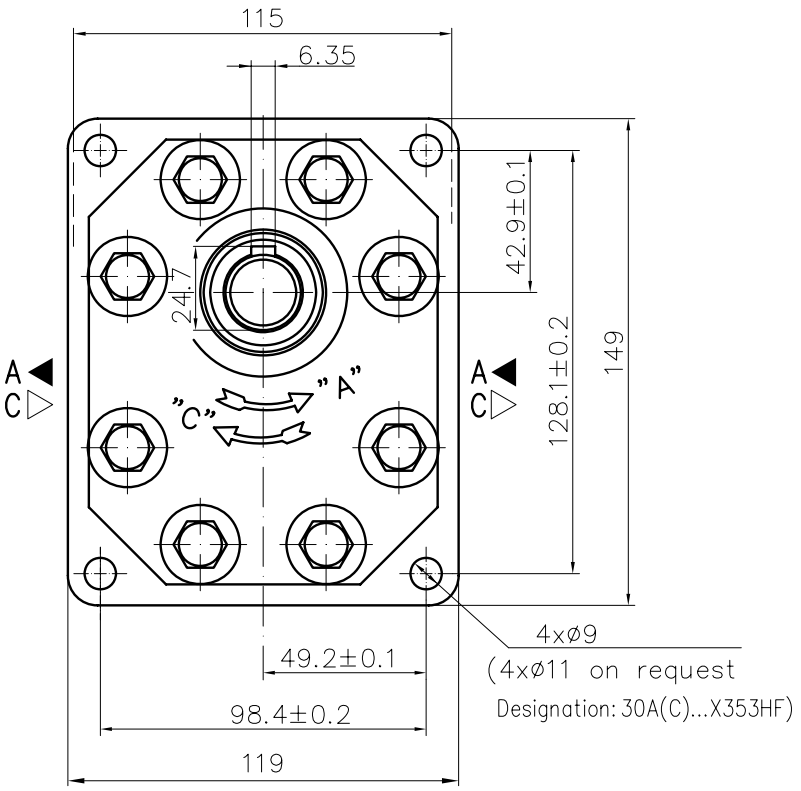

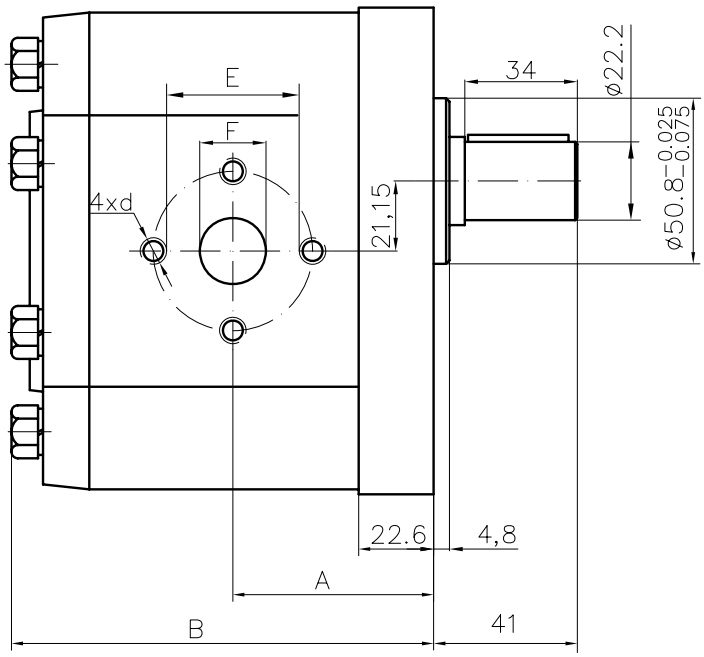

Type	Displacement	Flow		Pressure	max Speed	Dimension							
		at 1500 rpm	at max rpm	P_{nom}	n	A	B	Inlet			Outlet		
	cm^3/rev	l/min	l/min	bar	rpm	mm	mm	E	d	F	E	d	F
30A(C)20X353H	20	28,2	56,4	250	3000	56,1	116,7	40	M8	19	40	M8	19
30A(C)22,2X353H	22,5	31,7	63,5	250	3000	57,6	119,7						
30A(C)25X353H	25	35,3	70,5	250	3000	58,3	121,1						
30A(C)28X353H	28	39,5	79,0	250	3000	60,2	124,7						
30A(C)32X353	32	45,1	75,2	250	2500	62,0	128,3	51	M10	27			
30A(C)32X353H	32	45,1	90,2	250	3000	66,5	137,3						
30A(C)36X353	36	50,8	84,6	250	2500	63,5	131,4						
30A(C)36X353H	36	51,3	95,8	250	2800	68,0	140,5						
30A(C)42X353	42	59,9	91,8	230	2300	66,3	137,0						
30A(C)42X353H	42	59,9	99,8	230	2500	70,8	146,1						
30A(C)46X353H	46	65,6	100,5	230	2300	72,7	149,8						
30A(C)50X353H	50	71,3	99,8	200	2100	74,5	153,4						
30A(C)55X353H	55	78,4	91,4	200	1750	76,7	157,9						
30A(C)60X353H	60	85,5	99,8	180	1750	78,7	162,4						

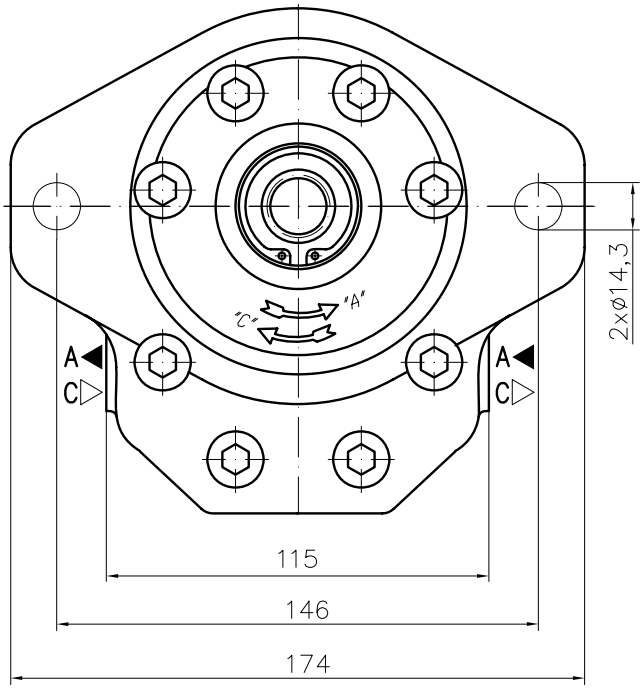

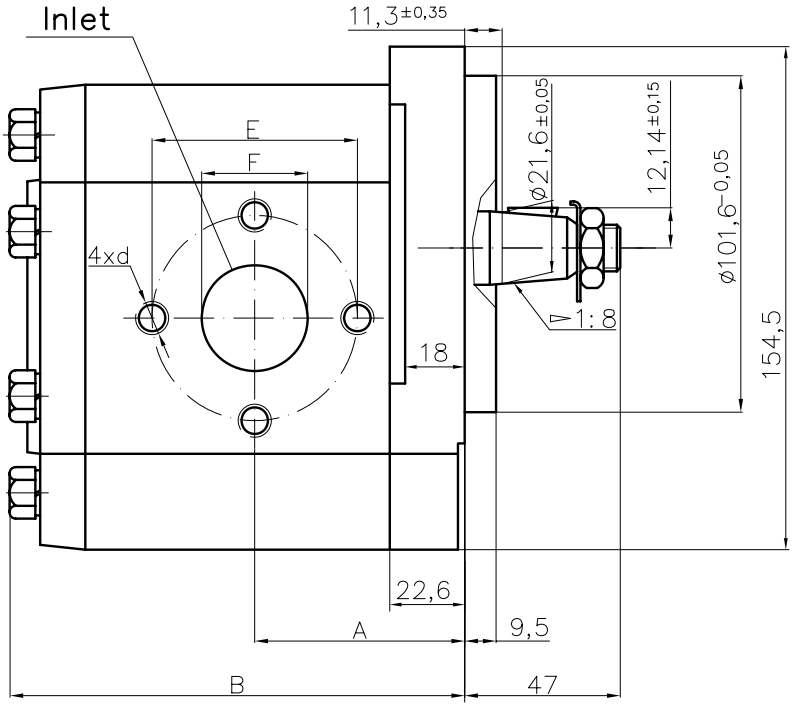

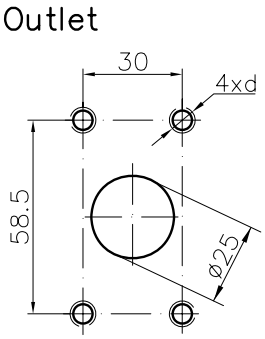

Type	Displacement	Flow		Pressure	max Speed	Dimension									
		at 1500 rpm	at max rpm	P_{nom}	n	A	B	Inlet				Outlet			
	cm^3/rev	l/min	l/min	bar	rpm	mm	mm	E	d	F1		F2	d	H2	L2
30A(C)20X356H	20	28,2	56,4	250	3000	56,1	116,7								
30A(C)22,2X356H	22,5	31,7	63,5	250	3000	57,6	119,7								
30A(C)25X356H	25	35,3	70,5	250	3000	58,3	121,1								
30A(C)28X356H	28	39,5	79,0	250	3000	60,2	124,7								
30A(C)32X356	32	45,1	75,2	250	2500	62,0	128,3								
30A(C)32X356H	32	45,1	90,2	250	3000	66,5	137,3								
30A(C)36X356	36	50,8	84,6	250	2500	63,5	131,4								
30A(C)36X356H	36	51,3	95,8	250	2800	68,0	140,5								
30A(C)42X356	42	59,9	91,8	230	2300	66,3	137,0								
30A(C)42X356H	42	59,9	99,8	230	2500	70,8	146,1								
30A(C)46X356H	46	65,6	100,5	230	2300	72,7	149,8								
30A(C)50X356H	50	71,3	99,8	200	2100	74,5	153,4								
30A(C)55X356H	55	78,4	91,4	200	1750	76,7	157,9								
30A(C)60X356H	60	85,5	99,8	180	1750	78,7	162,4								

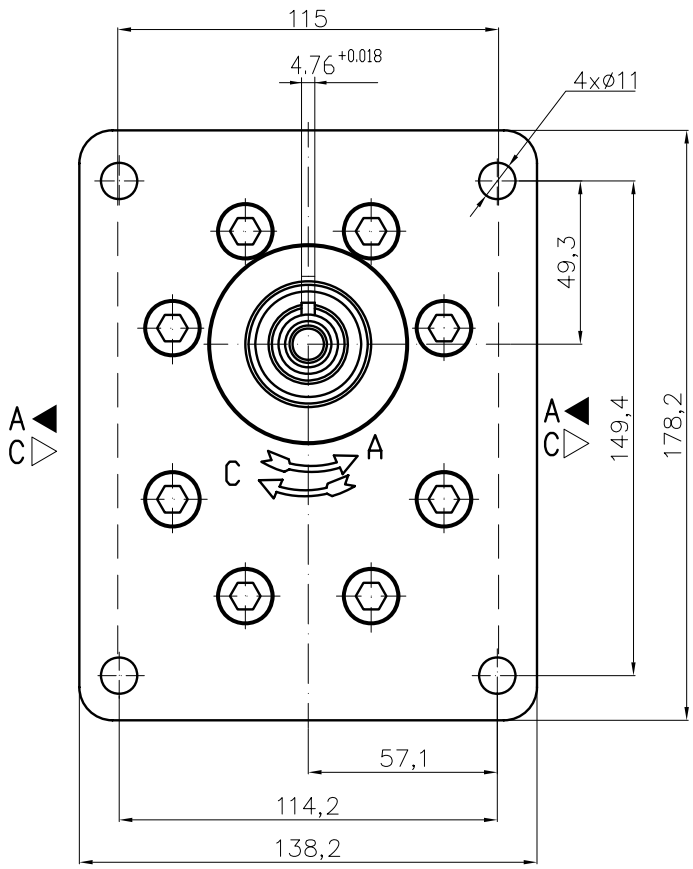

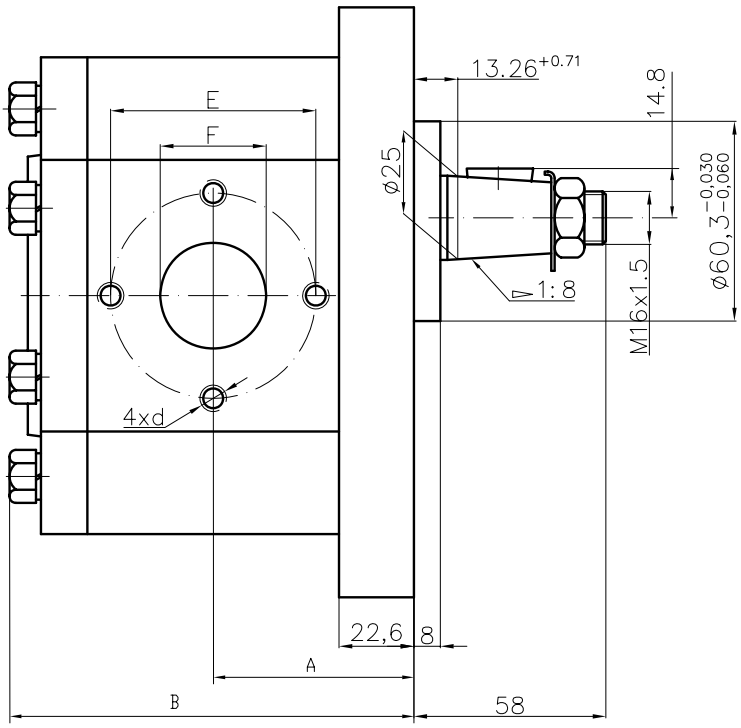

Type	Displacement	Flow		Pressure	max Speed	Dimension							
		at 1500 rpm	at max rpm	P_{nom}	n	A	B	Inlet			Outlet		
	cm^3/rev	l/min	l/min	bar	rpm	mm	mm	E	d	F	E	d	F
40A(C)36X371H	36	51,3	95,8	250	2800	68,0	140,5	62	3/8"-16UNC-2B	32	51	3/8"-16UNC-2B	27
40A(C)42X371H	42	59,9	99,8	230	2500	70,8	146,1						
40A(C)46X371H	46	65,6	100,5	230	2300	72,7	149,8						
40A(C)50X371H	50	71,3	99,8	200	2100	74,5	153,4						
40A(C)55X371H	55	78,4	91,4	200	1750	76,7	159,7						
40A(C)60X371H	60	85,5	99,8	180	1750	78,7	164,5						

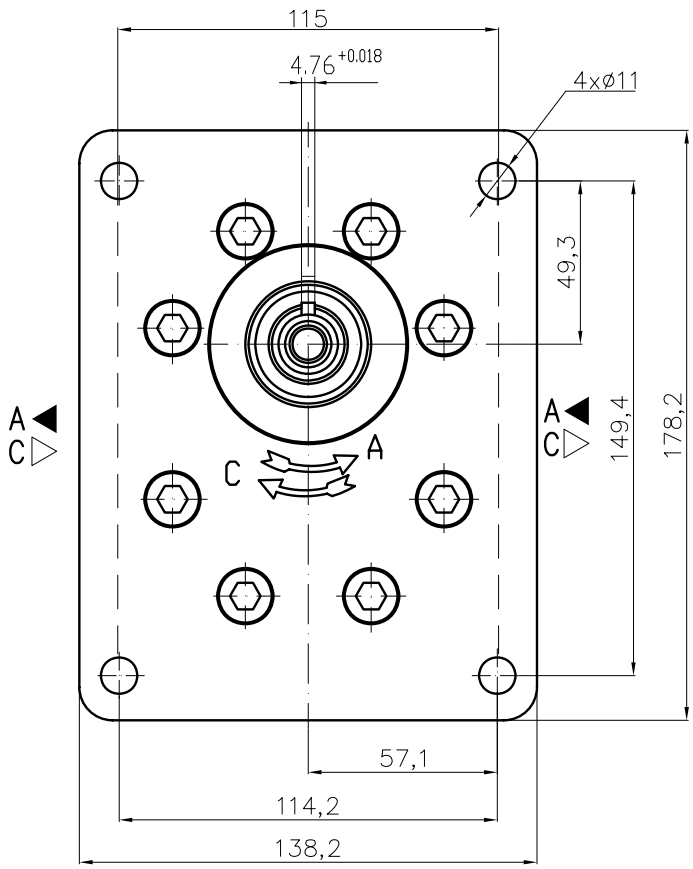

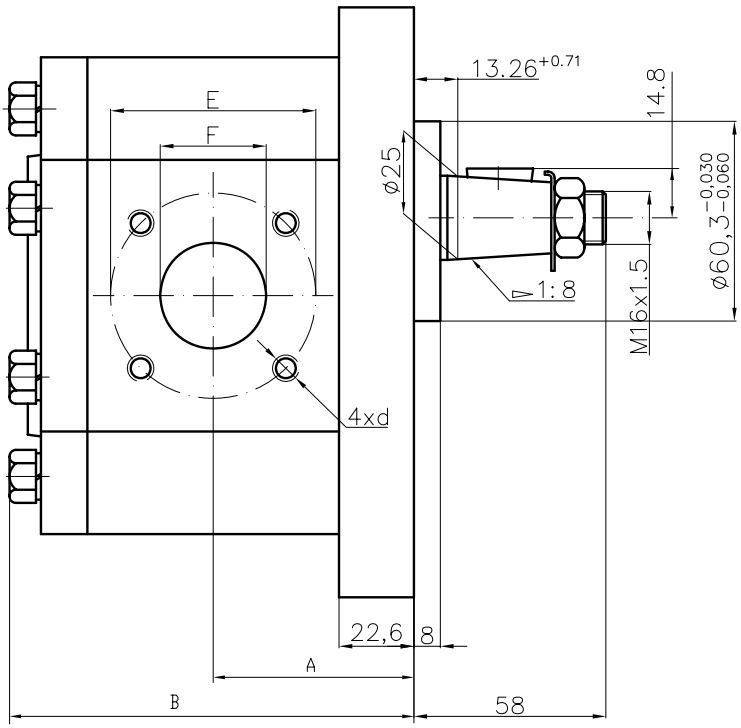

Type	Displacement	Flow		Pressure	max Speed	Dimension							
		at 1500 rpm	at max rpm	P_{nom}	n	A	B	Inlet			Outlet		
	cm^3/rev	l/min	l/min	bar	rpm	mm	mm	E	d	F	E	d	F
40A(C)36X372H	36	51,3	95,8	250	2800	68,0	140,5	62	3/8"-16UNC-2B	32	51	3/8"-16UNC-2B	27
40A(C)42X372H	42	59,9	99,8	230	2500	70,8	146,1						
40A(C)46X372H	46	65,6	100,5	230	2300	72,7	149,8						
40A(C)50X372H	50	71,3	99,8	200	2100	74,5	153,4						
40A(C)55X372H	55	78,4	91,4	200	1750	76,7	159,7						
40A(C)60X372H	60	85,5	99,8	180	1750	78,7	164,5						

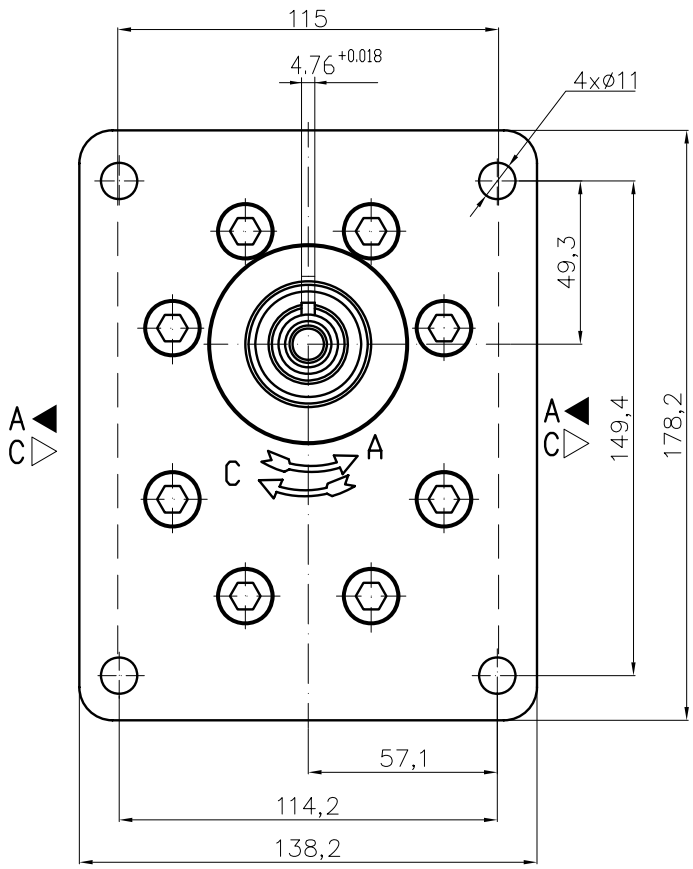

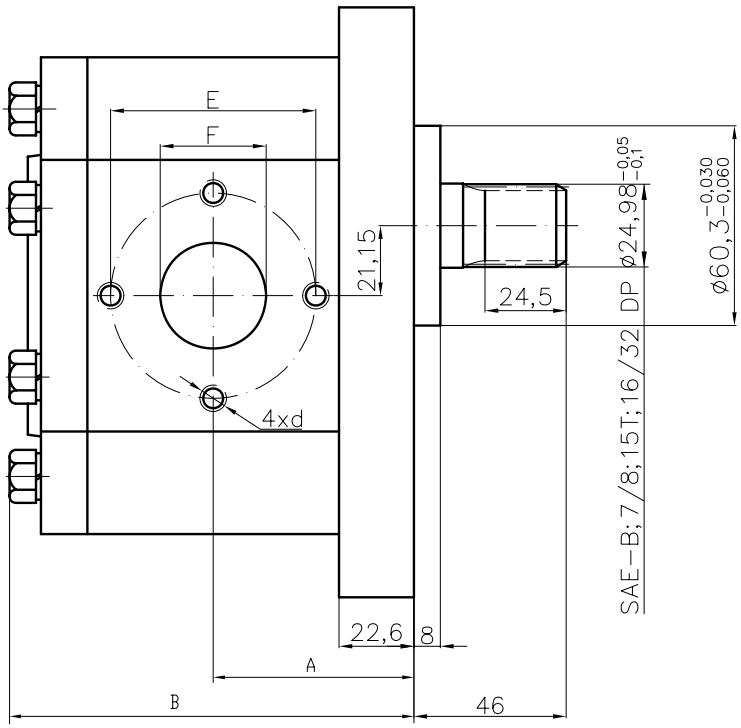

Type	Displacement	Flow		Pressure	max Speed	Dimension							
		at 1500 rpm	at max rpm	P_{nom}	n	A	B	Inlet			Outlet		
	cm^3/rev	l/min	l/min	bar	rpm	mm	mm	E	d	F	E	d	F
40A(C)36X373H	36	51,3	95,8	250	2800	68,0	140,5	62	3/8"-16UNC-2B	32	51	3/8"-16UNC-2B	27
40A(C)42X373H	42	59,9	99,8	230	2500	70,8	146,1						
40A(C)46X373H	46	65,6	100,5	230	2300	72,7	149,8						
40A(C)50X373H	50	71,3	99,8	200	2100	74,5	153,4						
40A(C)55X373H	55	78,4	91,4	200	1750	76,7	159,7						
40A(C)60X373H	60	85,5	99,8	180	1750	78,7	164,5						

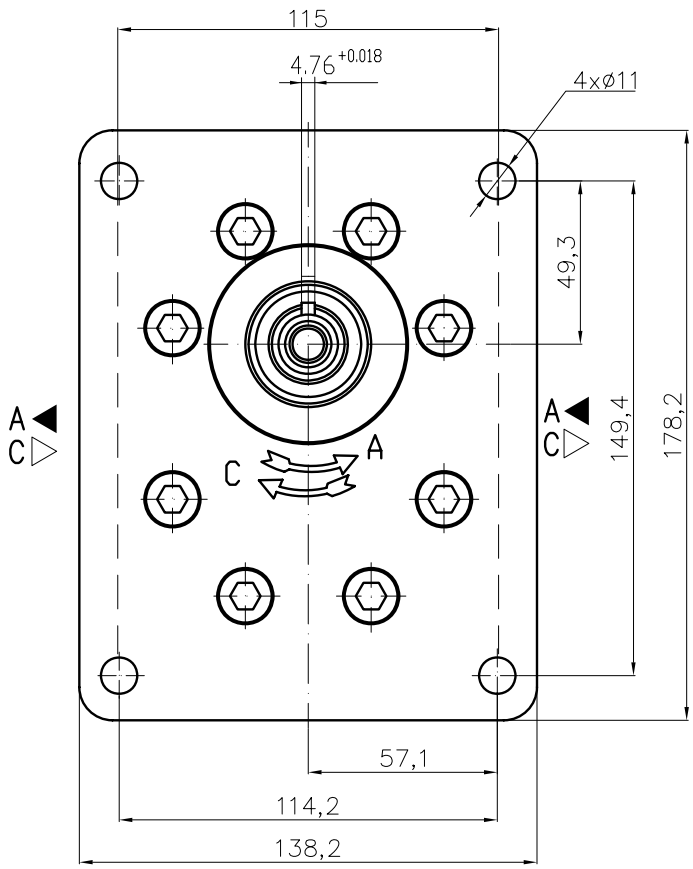

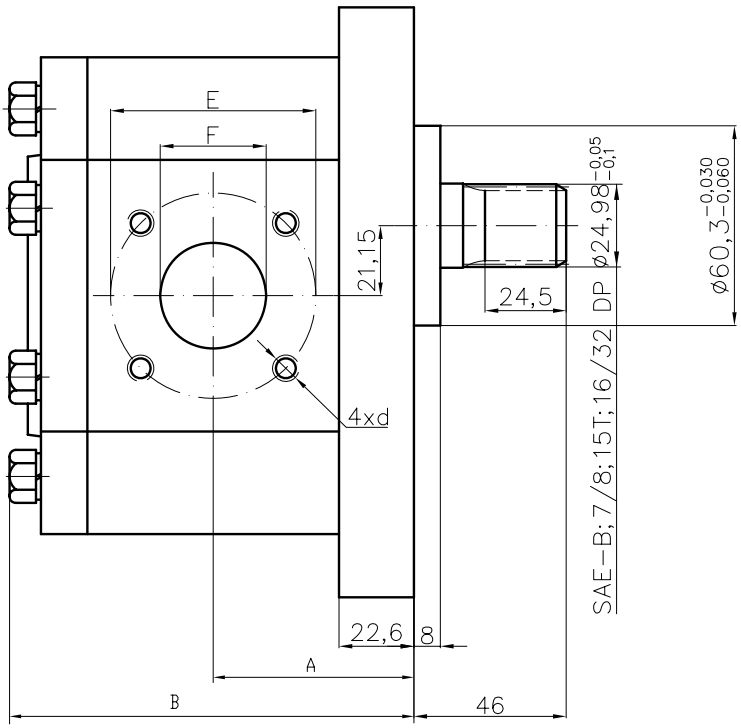

Type	Displacement	Flow		Pressure	max Speed	Dimension							
		at 1500 rpm	at max rpm	P_{nom}	n	A	B	Inlet			Outlet		
	cm^3/rev	l/min	l/min	bar	rpm	mm	mm	E	d	F	E	d	F
40A(C)36X374H	36	51,3	95,8	250	2800	68,0	140,5	62	3/8"-16UNC-2B	32	51	3/8"-16UNC-2B	27
40A(C)42X374H	42	59,9	99,8	230	2500	70,8	146,1						
40A(C)46X374H	46	65,6	100,5	230	2300	72,7	149,8						
40A(C)50X374H	50	71,3	99,8	200	2100	74,5	153,4						
40A(C)55X374H	55	78,4	91,4	200	1750	76,7	159,7						
40A(C)60X374H	60	85,5	99,8	180	1750	78,7	164,5						

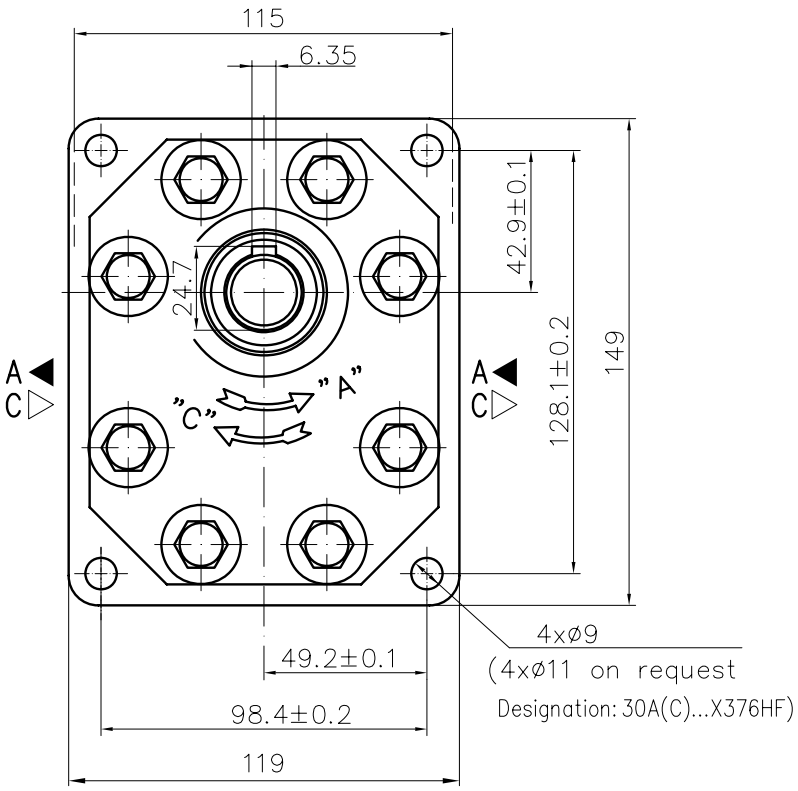

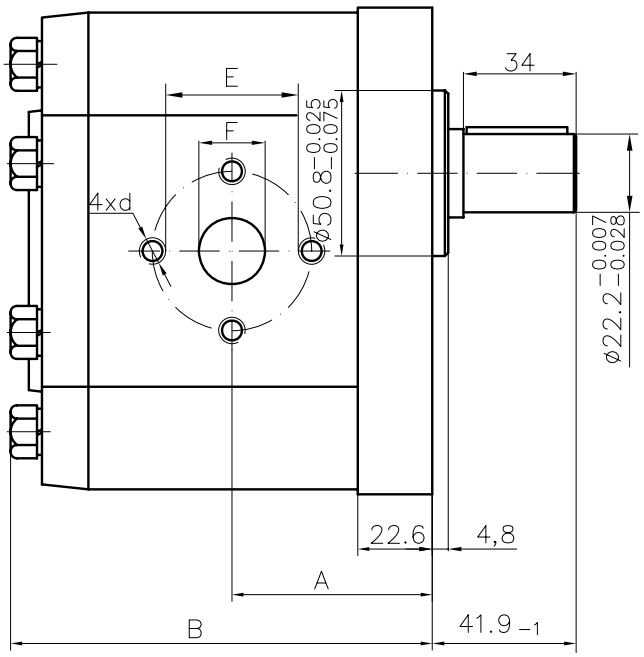

Type	Displacement	Flow		Pressure	max Speed	Dimension							
		at 1500 rpm	at max rpm	P_{nom}	n	A	B	Inlet			Outlet		
	cm^3/rev	l/min	l/min	bar	rpm	mm	mm	E	d	F	E	d	F
30A(C)20X376H	20	28,2	56,4	250	3000	56,1	116,7	48,12	5/16-18UNC-2B	22	48,12	5/16-18UNC-2B	20
30A(C)22,2X376H	22,5	31,7	63,5	250	3000	57,6	119,7						
30A(C)25X376H	25	35,3	70,5	250	3000	58,3	121,1			25			
30A(C)28X376H	28	39,5	79,0	250	3000	60,2	124,7						
30A(C)32X376	32	45,1	75,2	250	2500	62,0	128,3			28			
30A(C)32X376H	32	45,1	90,2	250	3000	66,5	137,3						
30A(C)36X376	36	50,8	84,6	250	2500	63,5	131,4						
30A(C)36X376H	36	51,3	95,8	250	2800	68,0	140,5						
30A(C)42X376	42	59,9	91,8	230	2300	66,3	137,0						
30A(C)42X376H	42	59,9	99,8	230	2500	70,8	146,1						
30A(C)46X376H	46	65,6	100,5	230	2300	72,7	149,8						
30A(C)50X376H	50	71,3	99,8	200	2100	74,5	153,4						
30A(C)55X376H	55	78,4	91,4	200	1750	76,7	157,9						
30A(C)60X376H	60	85,5	99,8	180	1750	78,7	162,4						

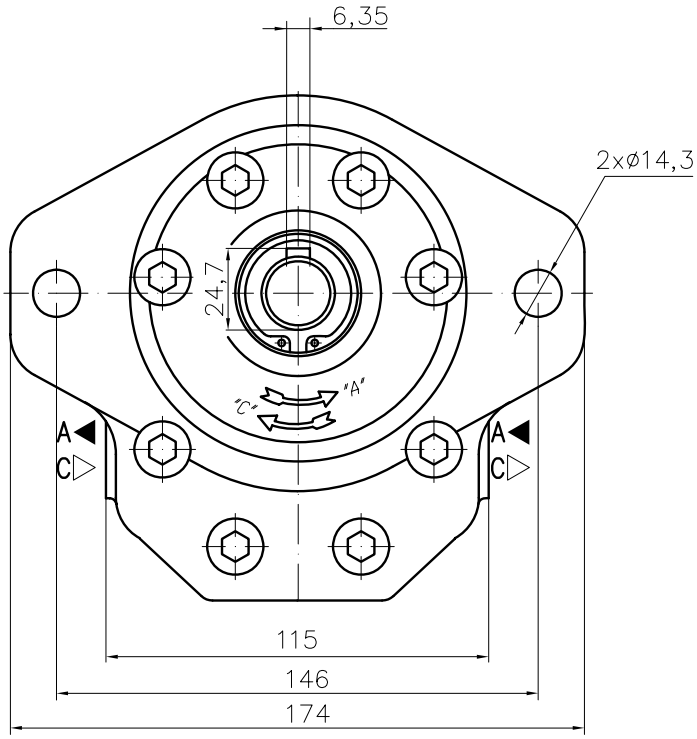

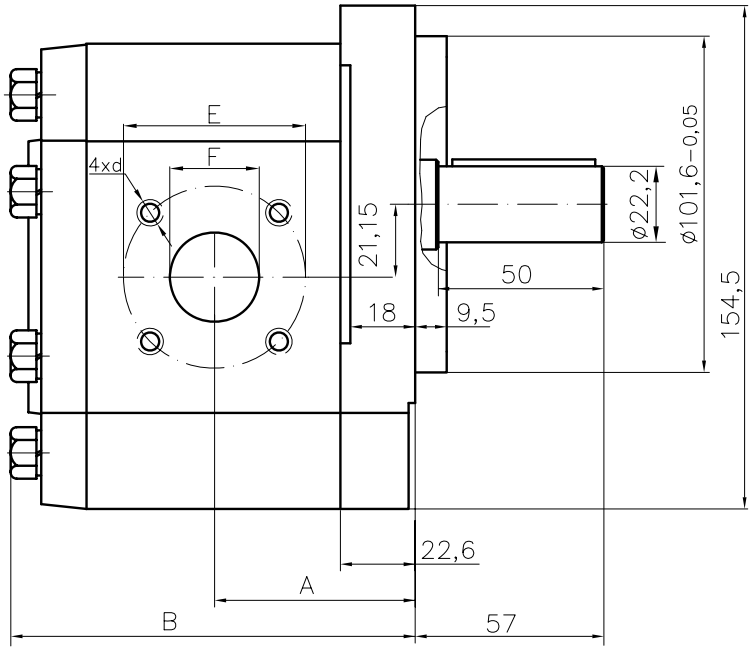

Type	Displacement	Flow		Pressure	max Speed	Dimension							
		at 1500 rpm	at max rpm	P_{nom}	n	A	B	Inlet			Outlet		
	cm^3/rev	l/min	l/min	bar	rpm	mm	mm	E	d	F	E	d	F
30A(C)20X379H	20	28,2	56,4	250	3000	56,1	114,7	40	M8	19	40	M8	19
30A(C)22,2X379H	22,5	31,7	63,5	250	3000	57,6	117,7						
30A(C)25X379H	25	35,3	70,5	250	3000	58,3	119,1						
30A(C)28X379H	28	39,5	79,0	250	3000	60,2	122,7						
30A(C)32X379	32	45,1	75,2	250	2500	62,0	126,3	55		27	55		
30A(C)32X379H	32	45,1	90,2	250	3000	66,5	135,3						
30A(C)36X379	36	50,8	84,6	250	2500	63,5	129,4						
30A(C)36X379H	36	51,3	95,8	250	2800	68,0	138,5						
30A(C)42X379	42	59,9	91,8	230	2300	66,3	135,0						
30A(C)42X379H	42	59,9	99,8	230	2500	70,8	144,0						
30A(C)46X379H	46	65,6	100,5	230	2300	72,7	147,8						
30A(C)50X379H	50	71,3	99,8	200	2100	74,5	151,4						
30A(C)55X379H	55	78,4	91,4	200	1750	76,7	155,9						
30A(C)60X379H	60	85,5	99,8	180	1750	78,7	160,4						

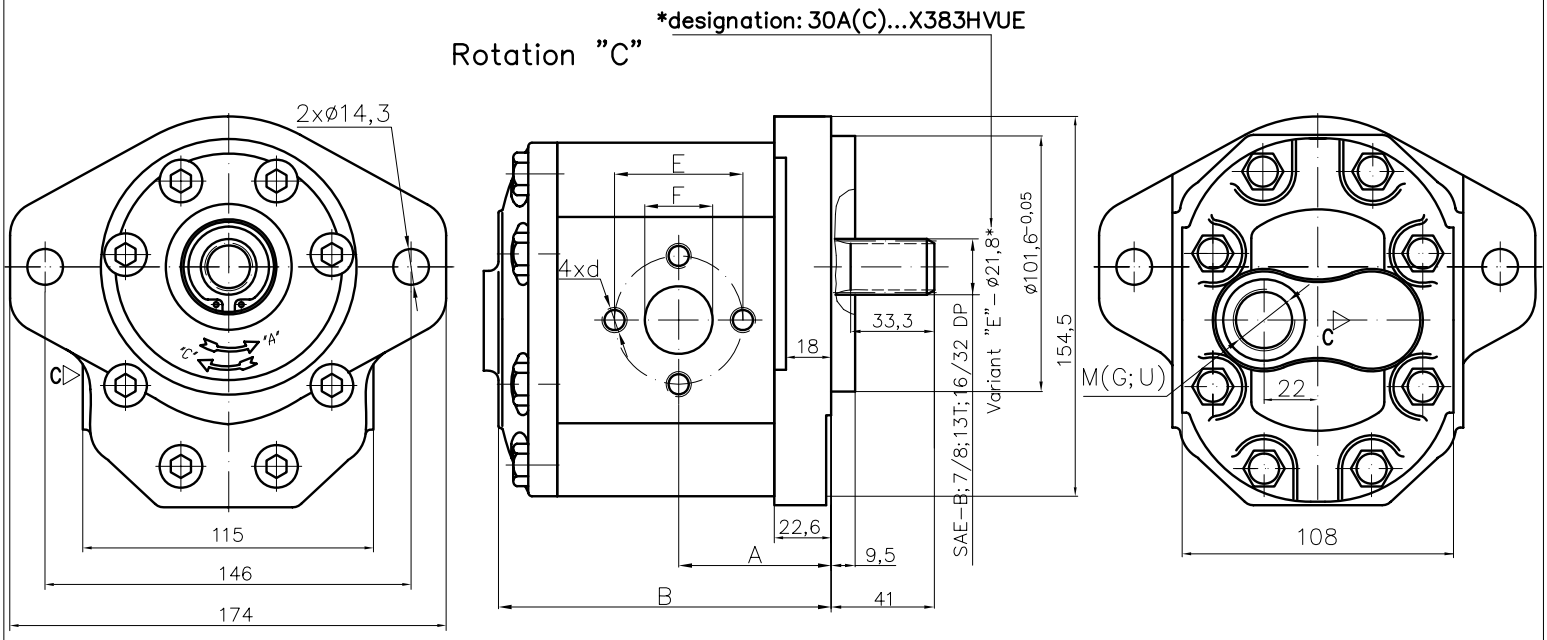

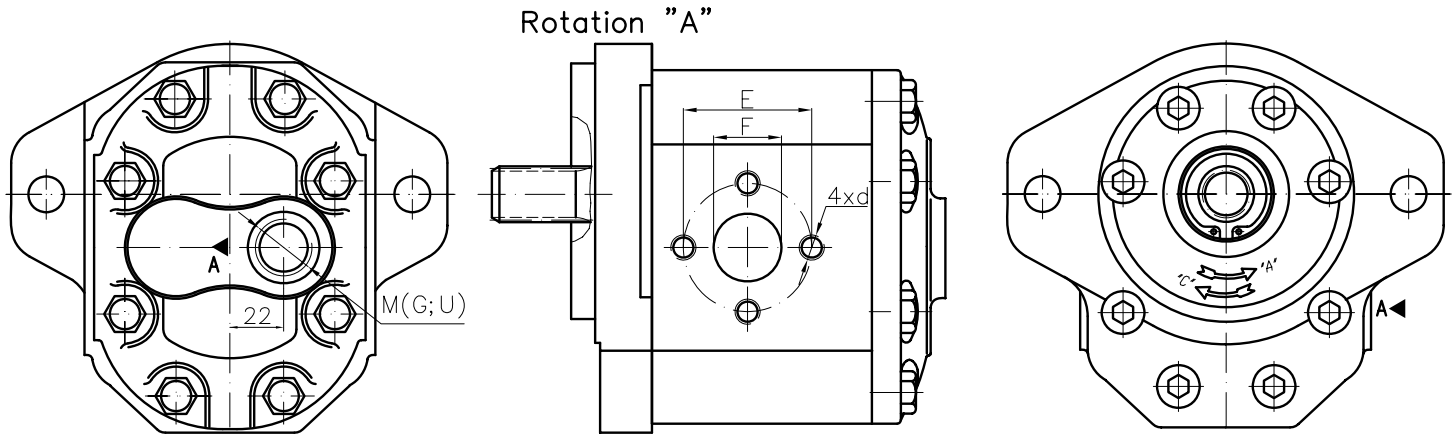

Type	Displacement	Flow		Pressure	max Speed	Dimension							
		at 1500 rpm	at max rpm	P_{nom}	n	A	B	Inlet			Outlet		
	cm^3/rev	l/min	l/min	bar	rpm	mm	mm	E	d	F	M	G	U
30A(C)20X383HVU	20	28,2	56,4	200	3000	56,1	114,7	40	5/16-18UNC	19			1 1/16"-12UNF-2B
30A(C)22,2X383HVU	22,5	31,7	63,5	200	3000	57,6	117,7						
30A(C)25X383HVU	25	35,3	70,5	200	3000	58,3	119,1						
30A(C)28X383HVU	28	39,5	79,0	200	3000	60,2	122,7						
30A(C)32X383VU	32	45,1	75,2	200	2500	62,0	126,3	51	3/8-16UNC-2B	27			
30A(C)32X383HVU	32	45,1	90,2	200	3000	66,5	135,3						
30A(C)36X383VU	36	50,8	84,6	190	2500	63,5	129,4						
30A(C)36X383HVU	36	51,3	95,8	190	2800	68,0	138,5						
30A(C)42X383VU	42	59,9	91,8	190	2300	66,3	135,0						
30A(C)42X383HVU	42	59,9	99,8	190	2500	70,8	144,0						
30A(C)46X383HVU	46	65,6	100,5	175	2300	72,7	147,8						
30A(C)50X383HVU	50	71,3	99,8	175	2100	74,5	151,4						
30A(C)55X383HVU	55	78,4	91,4	175	1750	76,7	155,9						
30A(C)60X383HVU	60	85,5	99,8	160	1750	78,7	160,4						

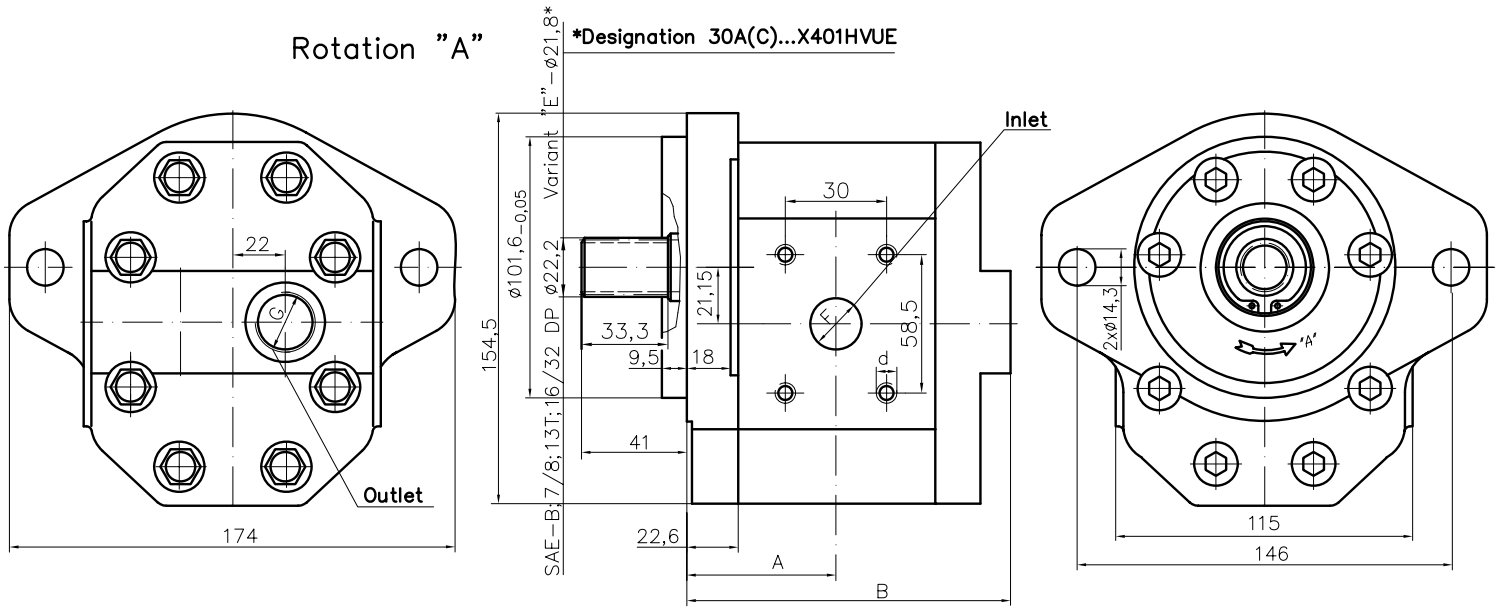

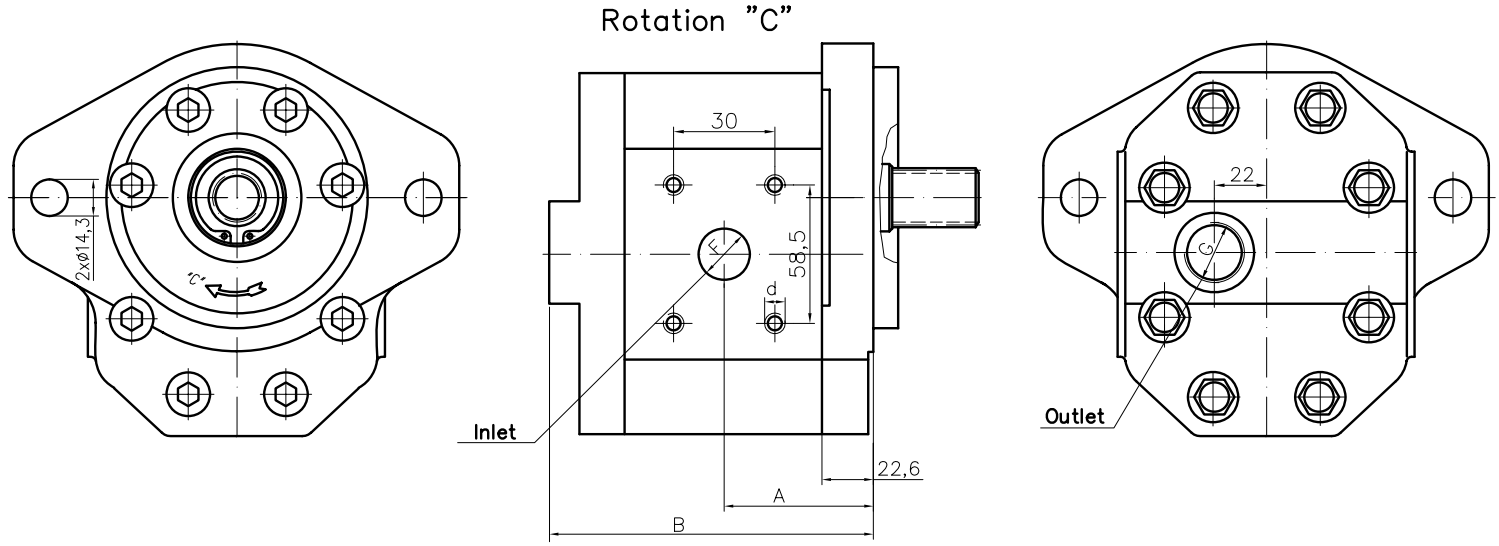

Type	Displacement	Flow		Pressure	max Speed	Dimension									
		at 1500 rpm	at max rpm	P_{nom}	n	A	B	Inlet				Outlet			
	cm^3/rev	l/min	l/min	bar	rpm	mm	mm	F	d	F1	L2	G			
30A(C)32X401HVU	32	45,1	90,2	250	3000	66,5	139,3	27	3/8"-16UNC-2B	30	58,5	1 1/16"-12UNF-2B			
30A(C)36X401VU	36	50,8	84,6	250	2500	63,5	133,4								
30A(C)36X401HVU	36	51,3	95,8	250	2800	68,0	142,5								
30A(C)42X401VU	42	59,9	91,8	230	2300	66,3	139,0	32							
30A(C)42X401HVU	42	59,9	99,8	230	2500	70,8	148,1								
30A(C)46X401HVU	46	65,6	100,5	230	2300	72,7	151,8								
30A(C)50X401HVU	50	71,3	99,8	200	2100	74,5	155,4								
30A(C)55X401HVU	55	78,4	91,4	200	1750	76,7	159,9								
30A(C)60X401HVU	60	85,5	99,8	180	1750	78,7	164,4								

Designed as a first section of multiple gear pumps group 33.

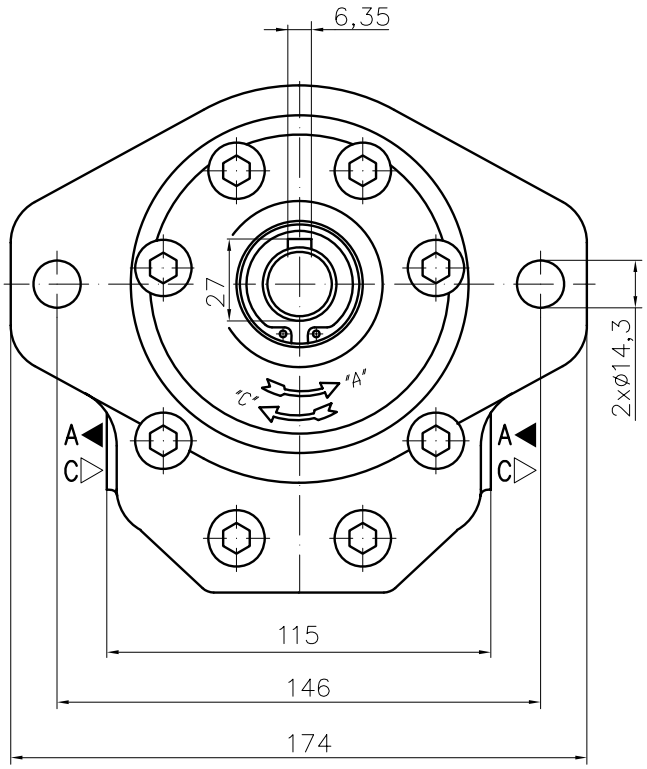

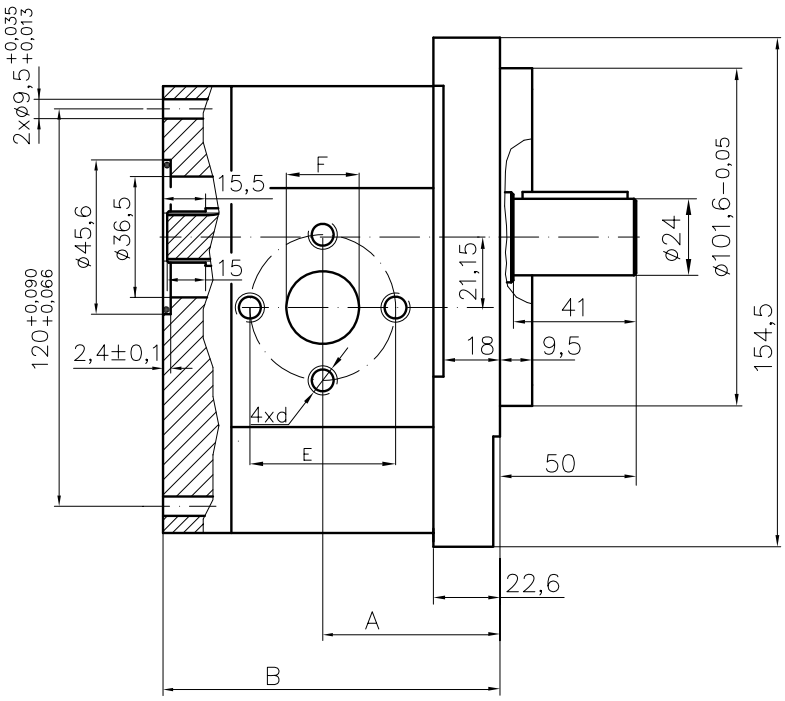

Type	Displacement	Flow		Pressure	max Speed	Dimension							
		at 1500 rpm	at max rpm	P_{nom}	n	A	B	Inlet			Outlet		
	cm^3/rev	l/min	l/min	bar	rpm	mm	mm	E	d	F	E	d	F
30A(C)25X407H	25	35,3	70,5	250	3000	58,3	119,1	40	M8	19	40	M8	19

Rotation "A"

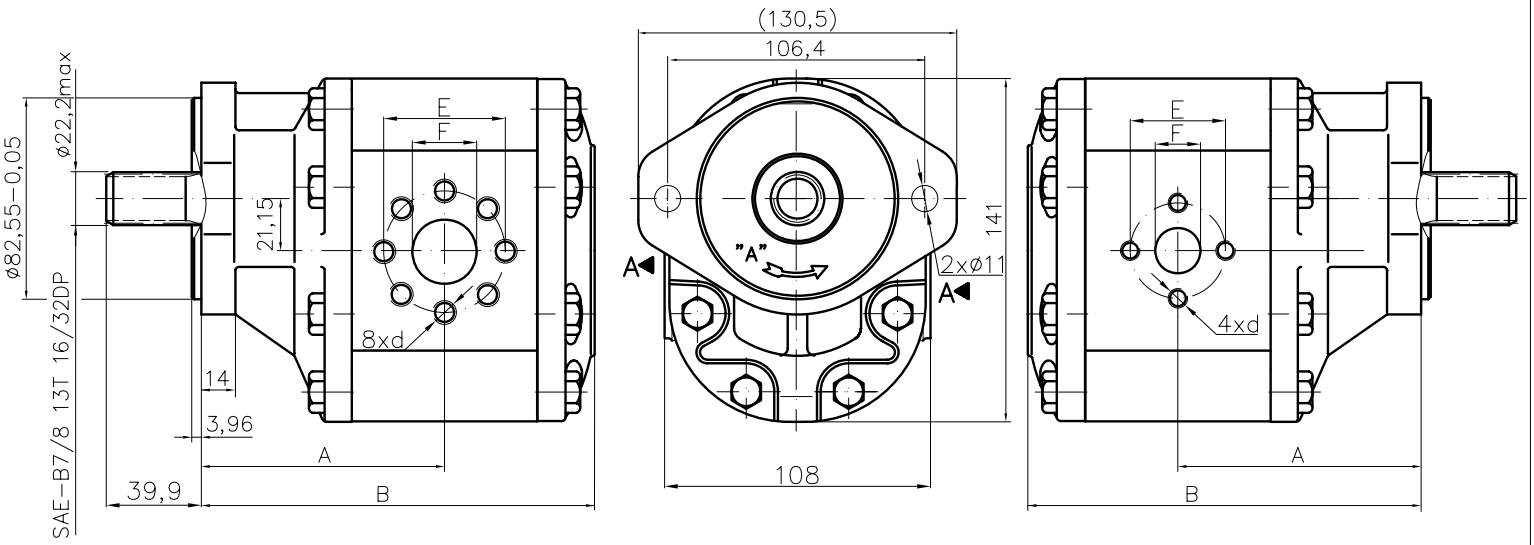

Rotation "C"

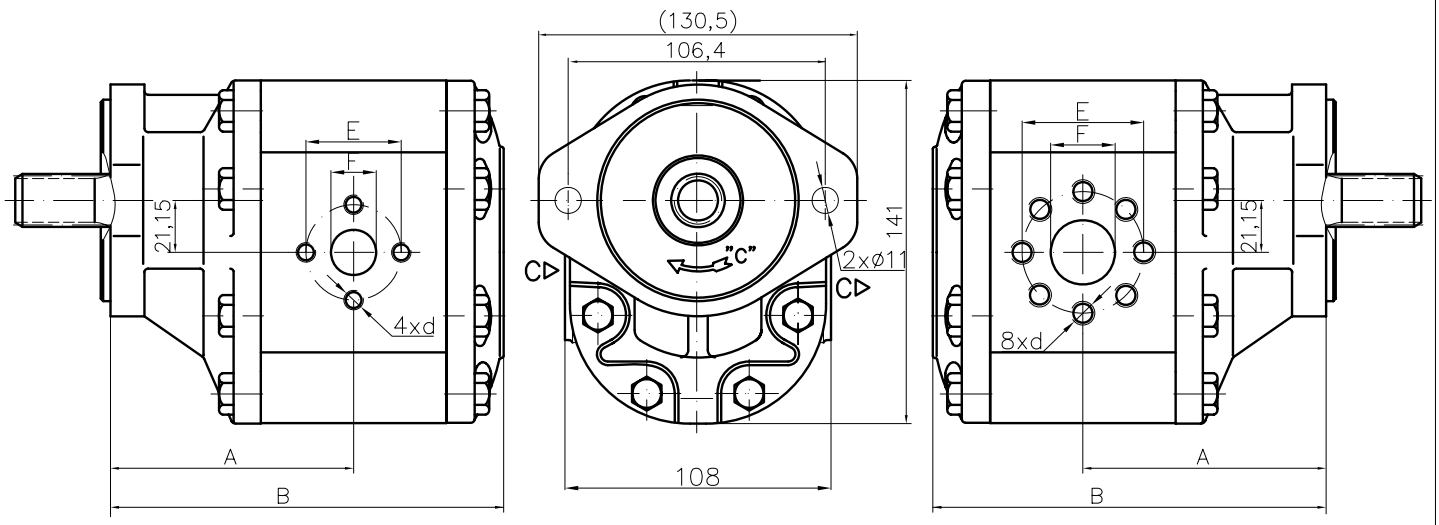

Type	Displacement	Flow		Pressure	max Speed	Dimension							
		at 1500 rpm	at max rpm	P_{nom}	n	A	B	Inlet			Outlet		
	cm^3/rev	l/min	l/min	bar	rpm	mm	mm	E	d	F	E	d	F
30A(C)32X415	32	45,1	90,2	200	3000	101,0	163,8	51	M10	27	40	M8	19

Designed as a first section of multiple gear pumps group 32.

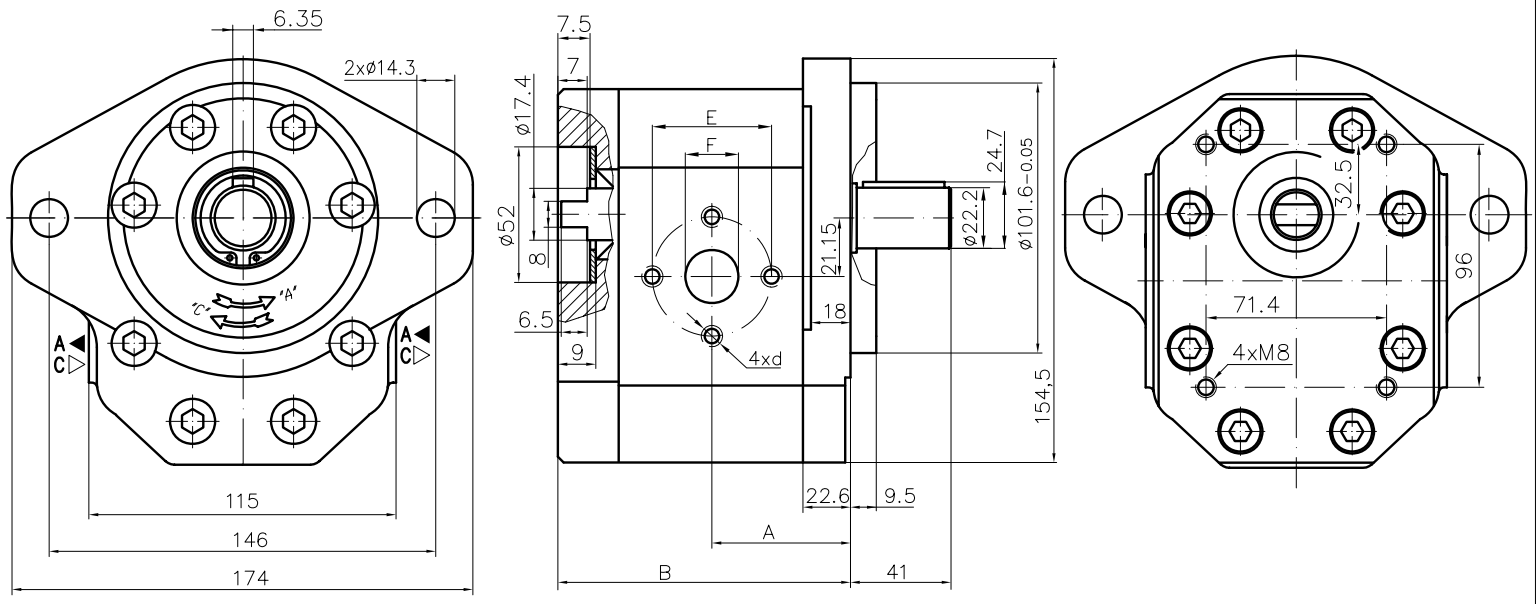

Type	Displacement	Flow		Pressure	max Speed	Dimension							
		at 1500 rpm	at max rpm	P_{nom}	n	A	B	Inlet			Outlet		
	cm^3/rev	l/min	l/min	bar	rpm	mm	mm	E	d	F	E	d	F
30A(C)20X454H	20	28,2	56,4	250	3000	56,1	114,7	40	M8	19	40	M8	19
30A(C)22,2X454H	22,5	31,7	63,5	250	3000	57,6	117,7						
30A(C)25X454H	25	35,3	70,5	250	3000	58,3	119,1						
30A(C)28X454H	28	39,5	79,0	250	3000	60,2	122,7						
30A(C)32X454	32	45,1	75,2	250	2500	62,0	126,3	51	M10	27			
30A(C)32X454H	32	45,1	90,2	250	3000	66,5	135,3						
30A(C)36X454	36	50,8	84,6	250	2500	63,5	129,4						
30A(C)36X454H	36	51,3	95,8	250	2800	68,0	138,5						
30A(C)42X454	42	59,9	91,8	230	2300	66,3	135,0						
30A(C)42X454H	42	59,9	99,8	230	2500	70,8	144,0						
30A(C)46X454H	46	65,6	100,5	230	2300	72,7	147,8						
30A(C)50X454H	50	71,3	99,8	200	2100	74,5	151,4						
30A(C)55X454H	55	78,4	91,4	200	1750	76,7	155,9						
30A(C)60X454H	60	85,5	99,8	180	1750	78,7	160,4						

Designed as a first section of multiple gear pumps group 33.

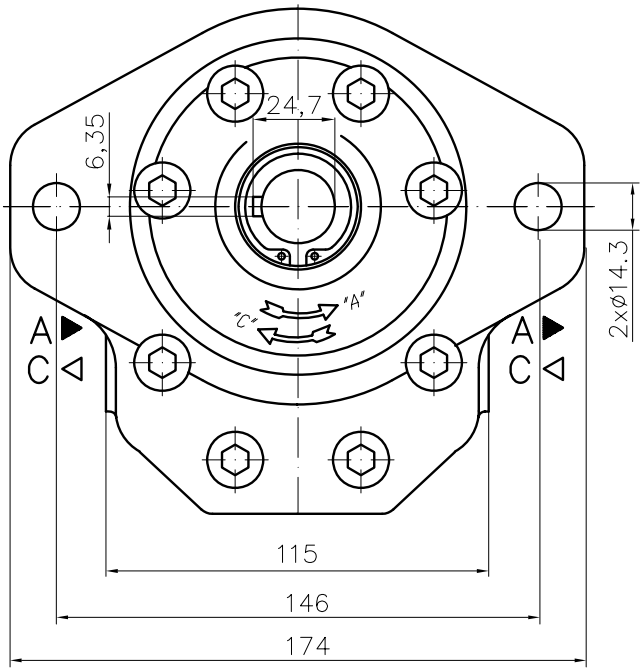

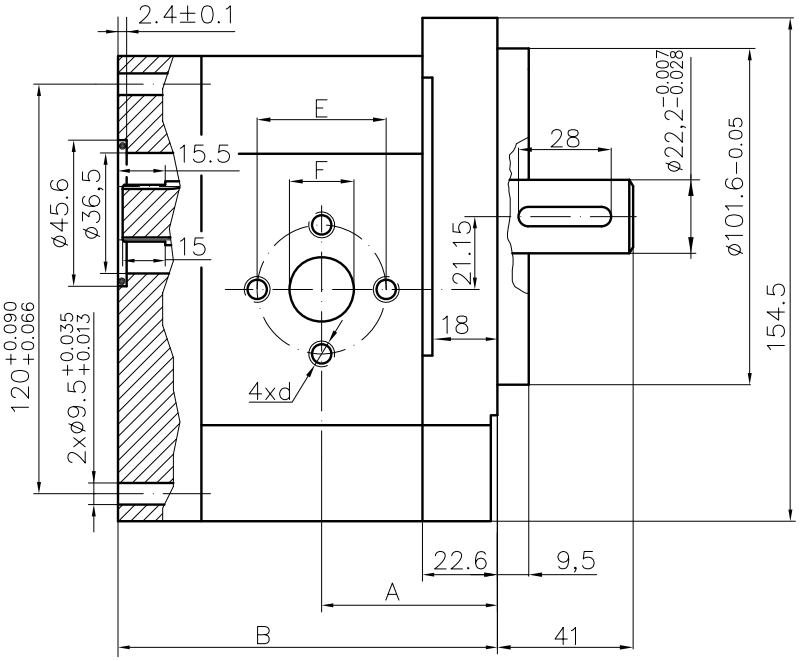

Type	Displacement	Flow		Pressure	max Speed	Dimension							
		at 1500 rpm	at max rpm	P_{nom}	n	A	B	Inlet			Outlet		
	cm^3/rev	l/min	l/min	bar	rpm	mm	mm	E	d	F	E	d	F
30A(C)20X455H	20	28,2	56,4	250	3000	56,1	114,7	40	M8	19	40	M8	19
30A(C)22,2X455H	22,5	31,7	63,5	250	3000	57,6	117,7						
30A(C)25X455H	25	35,3	70,5	250	3000	58,3	119,1						
30A(C)28X455H	28	39,5	79,0	250	3000	60,2	122,7						
30A(C)32X455	32	45,1	75,2	250	2500	62,0	126,3	51	M10	27			
30A(C)32X455H	32	45,1	90,2	250	3000	66,5	135,3						
30A(C)36X455	36	50,8	84,6	250	2500	63,5	129,4						
30A(C)36X455H	36	51,3	95,8	250	2800	68,0	138,5						
30A(C)42X455	42	59,9	91,8	230	2300	66,3	135,0						
30A(C)42X455H	42	59,9	99,8	230	2500	70,8	144,0						
30A(C)46X455H	46	65,6	100,5	230	2300	72,7	147,8						
30A(C)50X455H	50	71,3	99,8	200	2100	74,5	151,4						
30A(C)55X455H	55	78,4	91,4	200	1750	76,7	155,9						
30A(C)60X455H	60	85,5	99,8	180	1750	78,7	160,4						

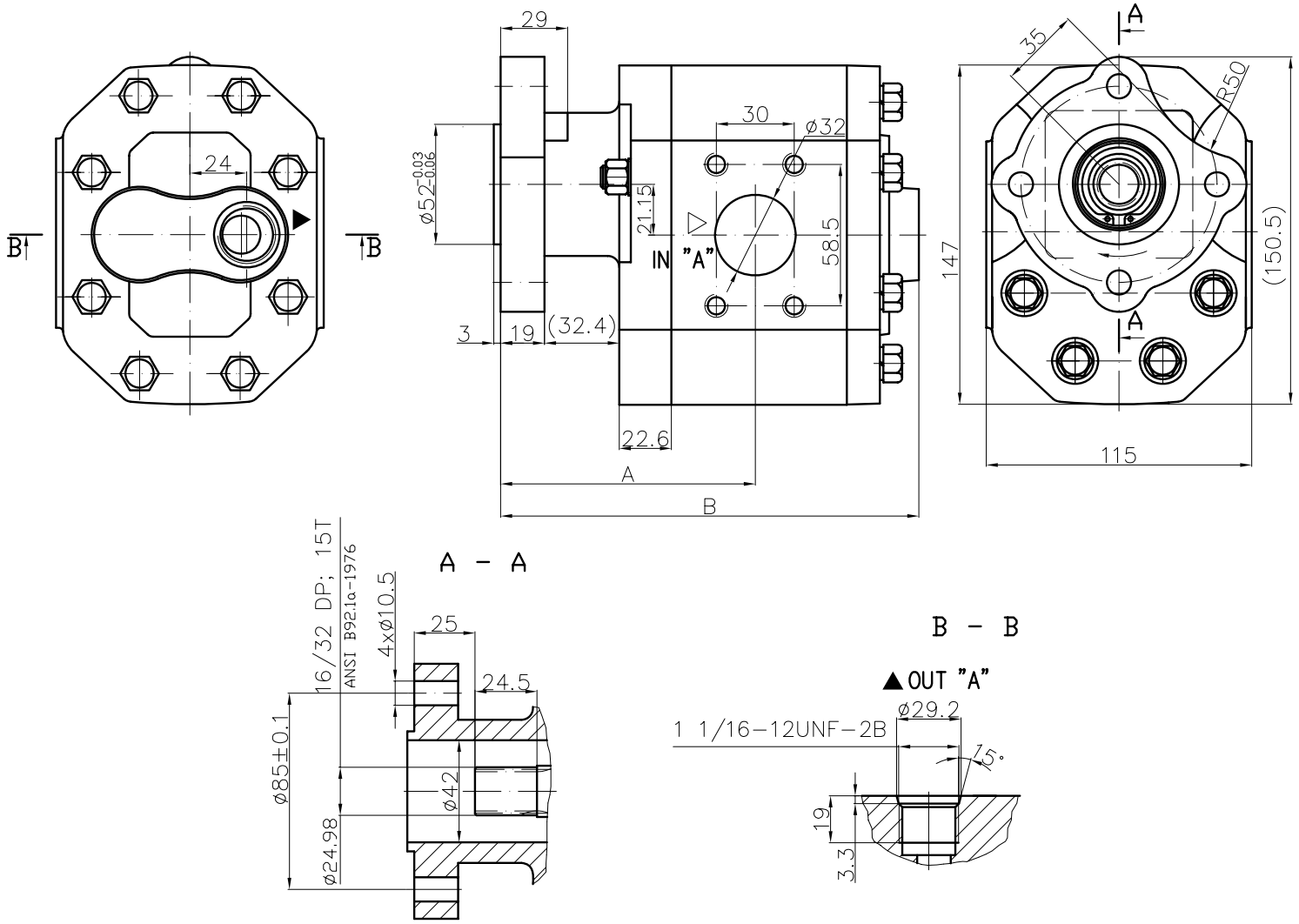

Type	Displacement	Flow		Pressure	max Speed	Dimension									
		at 1500 rpm	at max rpm	P_{nom}	n	A	B	Inlet				Outlet			
	cm^3/rev	l/min	l/min	bar	rpm	mm	mm	F2	d	L2	H2			U	
30A(C)42X456HVU	42	59,9	99,8	230	2500	122,2	199,5	32	3/8"-16UNC-2B	30	58,5			1 1/16"-12UNF-2B	
30A(C)46X456HVU	46	65,6	100,5	230	2300	124,1	203,2								
30A(C)50X456HVU	50	71,3	99,8	200	2100	125,9	206,8								
30A(C)55X456HVU	55	78,4	91,4	200	1750	128,1	211,3								
30A(C)60X456HVU	60	85,5	99,8	180	1750	130,4	215,8								

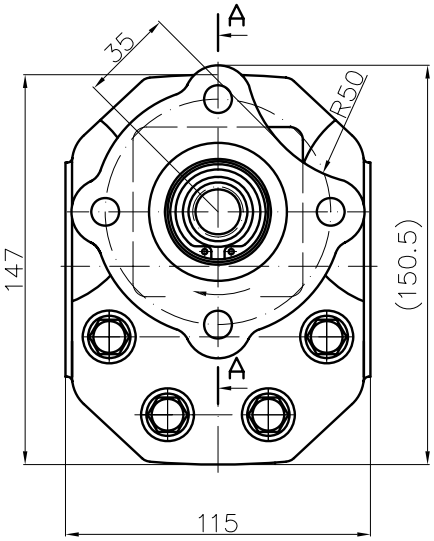

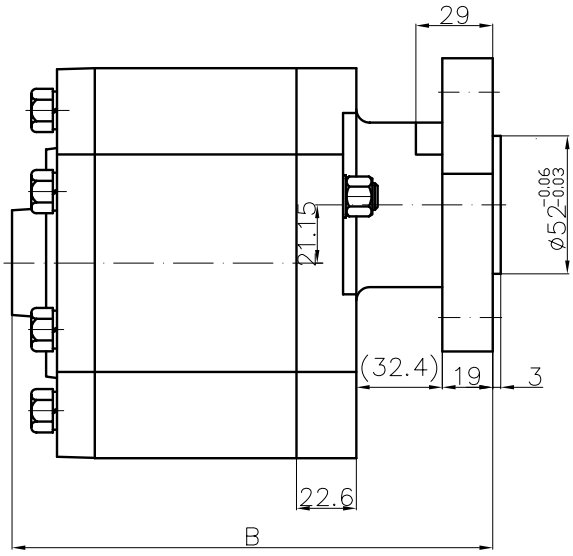

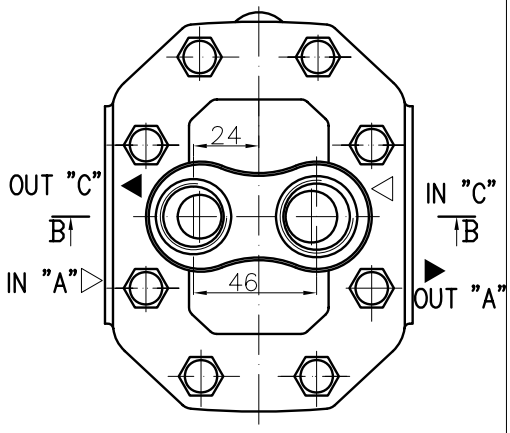

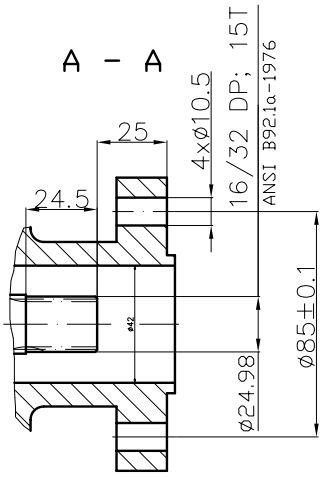

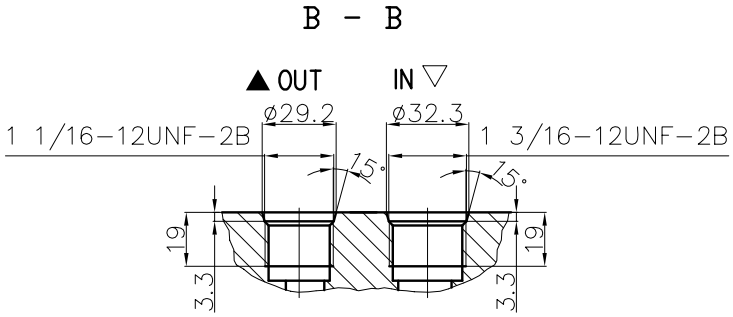

Type	Displacement	Flow		Pressure	max Speed	Dimension							
		at 1500 rpm	at max rpm	P_{nom}	n	A	B	Inlet			Outlet		
	cm^3/rev	l/min	l/min	bar	rpm	mm	mm	M	G	U	M	G	U
40A(C)36X456HWU	36	51,3	95,8	250	2800		193,9			1 1/16-12UNF-2B			1 3/16-12UNF-2B
40A(C)42X456HWU	42	59,9	99,8	230	2500		199,5						
40A(C)46X456HWU	46	65,6	100,5	230	2300		203,2						
40A(C)50X456HWU	50	71,3	99,8	200	2100		206,8						
40A(C)55X456HWU	55	78,4	91,4	200	1750		211,3						
40A(C)60X456HWU	60	85,5	99,8	180	1750		215,8						

Designed as a first section of multiple gear pumps group 43.

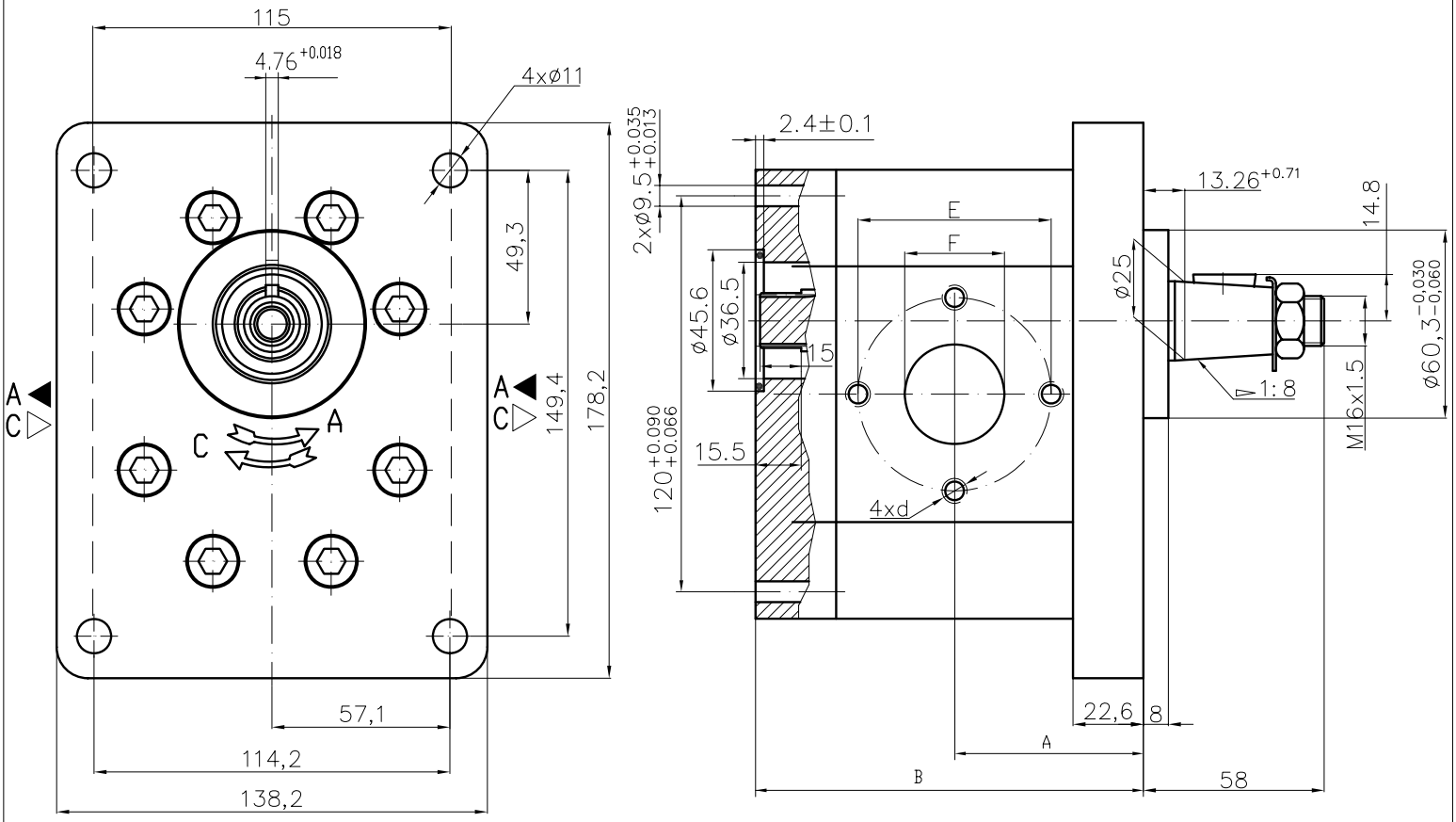

Type	Displacement	Flow		Pressure	max Speed	Dimension							
		at 1500 rpm	at max rpm	P_{nom}	n	A	B	Inlet			Outlet		
	cm^3/rev	l/min	l/min	bar	rpm	mm	mm	E	d	F	E	d	F
40A(C)36X471H	36	51,3	95,8	250	2800	68,0	138,5	62	3/8"-16UNC-2B	32	51	3/8"-16UNC-2B	27
40A(C)42X471H	42	59,9	99,8	230	2500	70,8	144,0						
40A(C)46X471H	46	65,6	100,5	230	2300	72,7	147,8						
40A(C)50X471H	50	71,3	99,8	200	2100	74,5	151,4						
40A(C)55X471H	55	78,4	91,4	200	1750	76,7	155,9						
40A(C)60X471H	60	85,5	99,8	180	1750	78,7	160,4						

Designed as a first section of multiple gear pumps group 43.

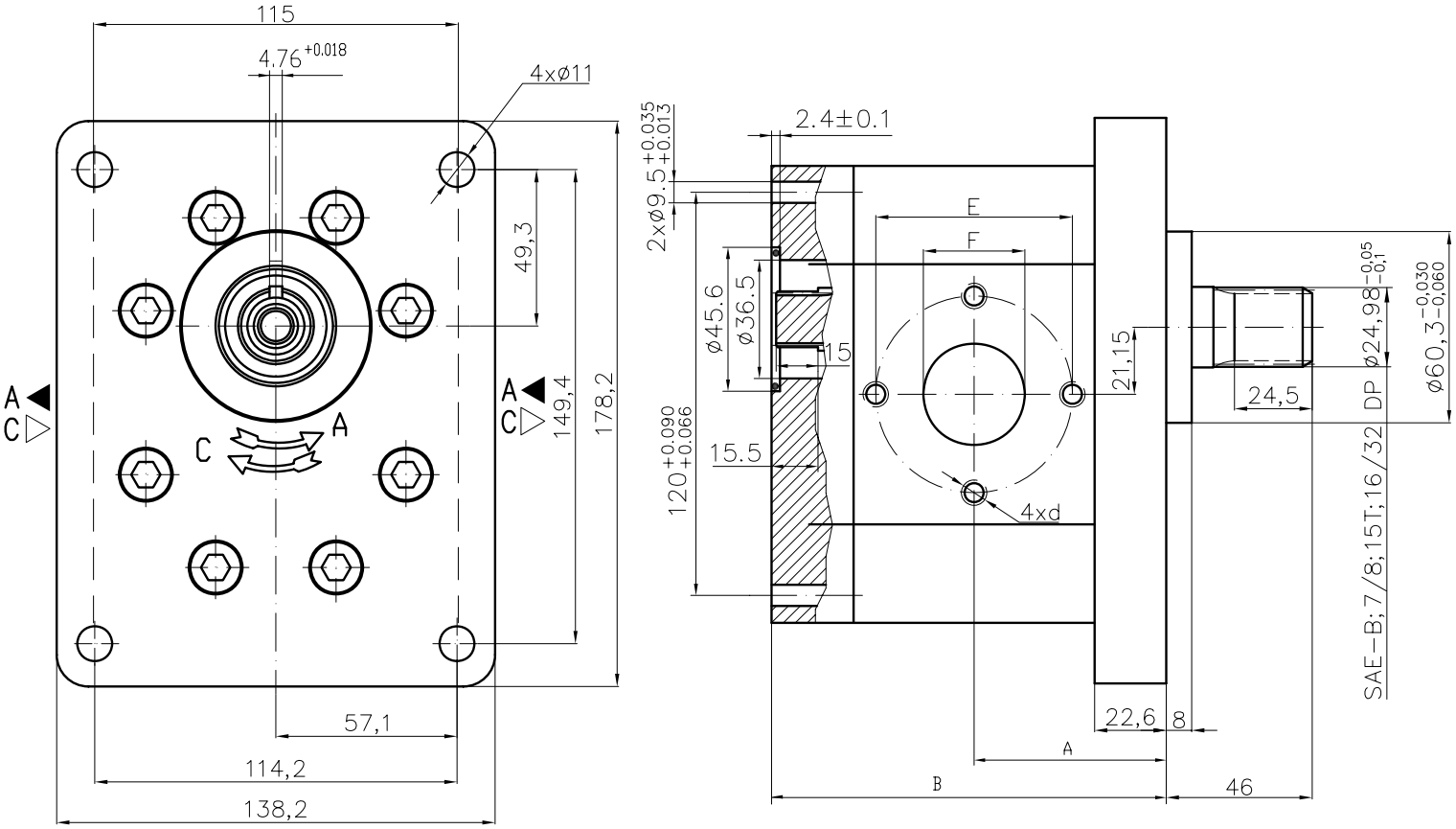

Type	Displacement	Flow		Pressure	max Speed	Dimension							
		at 1500 rpm	at max rpm	P_{nom}	n	A	B	Inlet			Outlet		
	cm^3/rev	l/min	l/min	bar	rpm	mm	mm	E	d	F	E	d	F
40A(C)36X473H	36	51,3	95,8	250	2800	68,0	138,5	62	3/8"-16UNC-2B	32	51	3/8"-16UNC-2B	27
40A(C)42X473H	42	59,9	99,8	230	2500	70,8	144,0						
40A(C)46X473H	46	65,6	100,5	230	2300	72,7	147,8						
40A(C)50X473H	50	71,3	99,8	200	2100	74,5	151,4						
40A(C)55X473H	55	78,4	91,4	200	1750	76,7	155,9						
40A(C)60X473H	60	85,5	99,8	180	1750	78,7	160,4						

Designed as a first section of multiple gear pumps group 32.

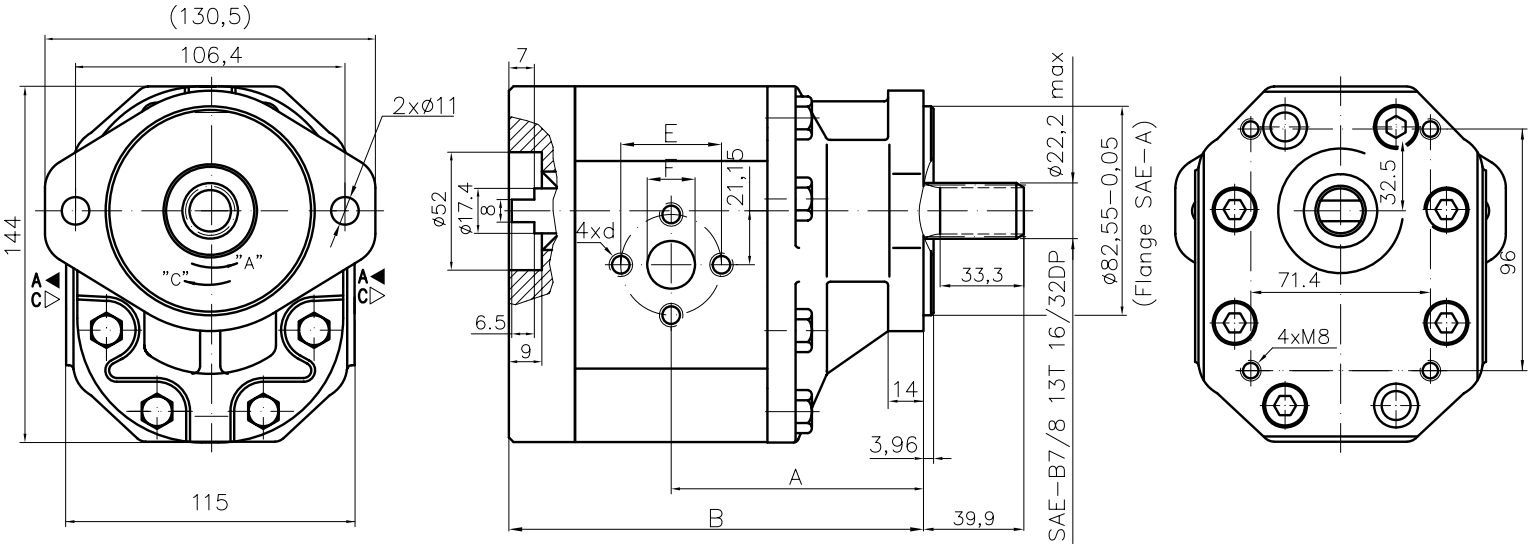

Type	Displacement	Flow		Pressure	max Speed	Dimension							
		at 1500 rpm	at max rpm	P_{nom}	n	A	B	Inlet			Outlet		
	cm^3/rev	l/min	l/min	bar	rpm	mm	mm	E	d	F	E	d	F
30A(C)32X505H	32	45,1	90,2	220	3000	105,5	174,3	51	M10	27	40	M8	19

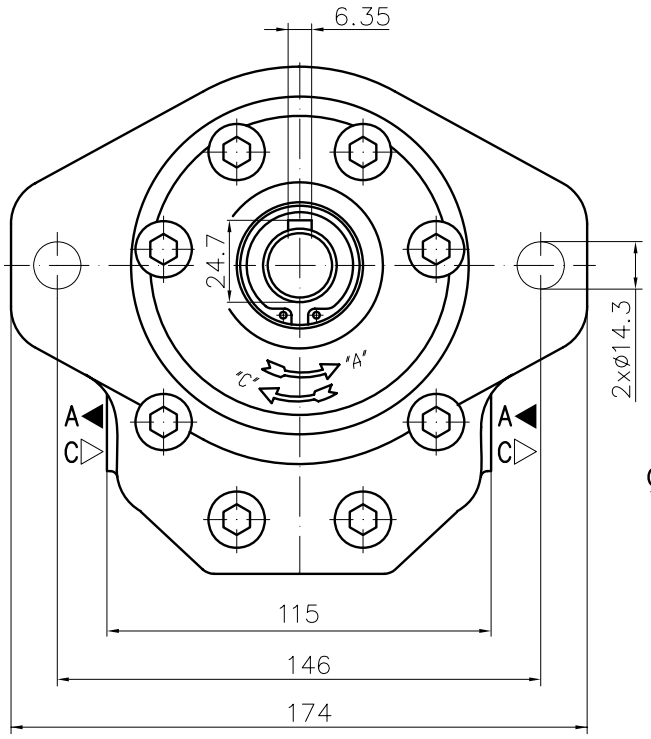

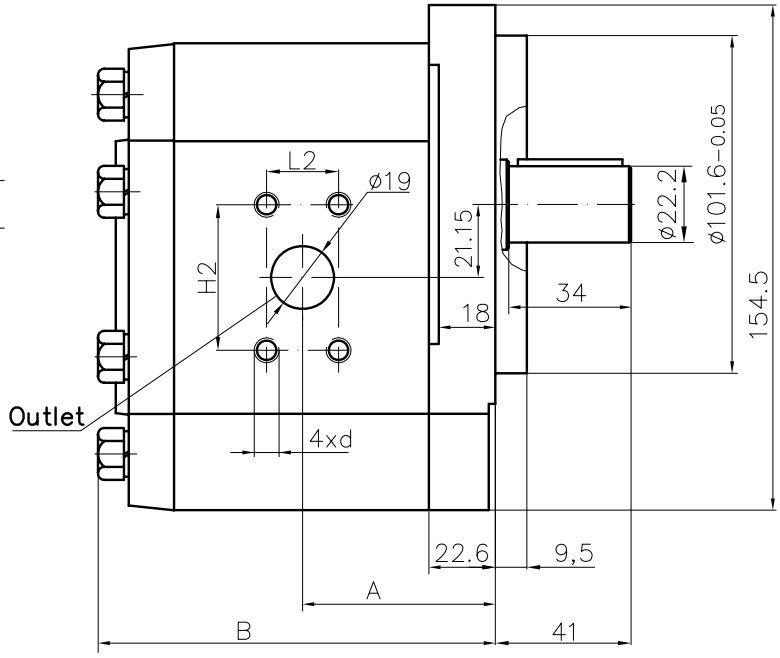

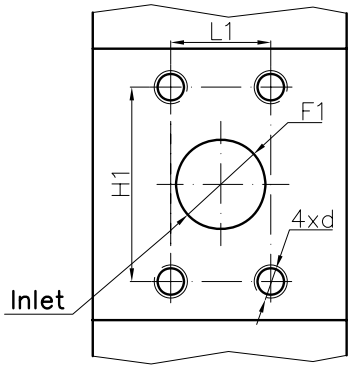

Type	Displacement	Flow		Pressure	max Speed	Dimension									
		at 1500 rpm	at max rpm	P_{nom}	n	A	B	Inlet				Outlet			
	cm^3/rev	l/min	l/min	bar	rpm	mm	mm	F1	d	H1	L1	F2	d	H2	L2
30A(C)20X547H	20	28,2	56,4	250	3000	56,1	116,7	19	3/8"-16UNC-2B	47,6	22,2	19	3/8"-16UNC-2B	47,6	22,2
30A(C)22,2X547H	22,5	31,7	63,5	250	3000	57,6	119,7								
30A(C)25X547H	25	35,3	58,8	250	2500	58,3	121,1								
30A(C)28X547H	28	39,5	79,0	250	3000	60,2	124,7								
30A(C)32X547	32	45,1	75,2	250	2500	62,0	128,3	27		52,4	26,2				
30A(C)32X547H	32	45,1	84,2	250	2800	66,5	137,3								
30A(C)36X547	36	50,8	77,8	250	2300	63,5	131,4								
30A(C)36X547H	36	51,3	85,5	250	2500	68,0	140,5								
30A(C)42X547	42	59,9	91,8	230	2300	66,3	137,0								
30A(C)42X547H	42	59,9	83,8	230	2100	70,8	146,1								
30A(C)46X547H	46	65,6	76,5	230	1750	72,7	149,8								
30A(C)50X547H	50	71,3	83,1	200	1750	74,5	153,4								
30A(C)55X547H	55	78,4	91,4	200	1750	76,7	157,9								
30A(C)60X547H	60	85,5	99,8	180	1750	78,7	162,4								

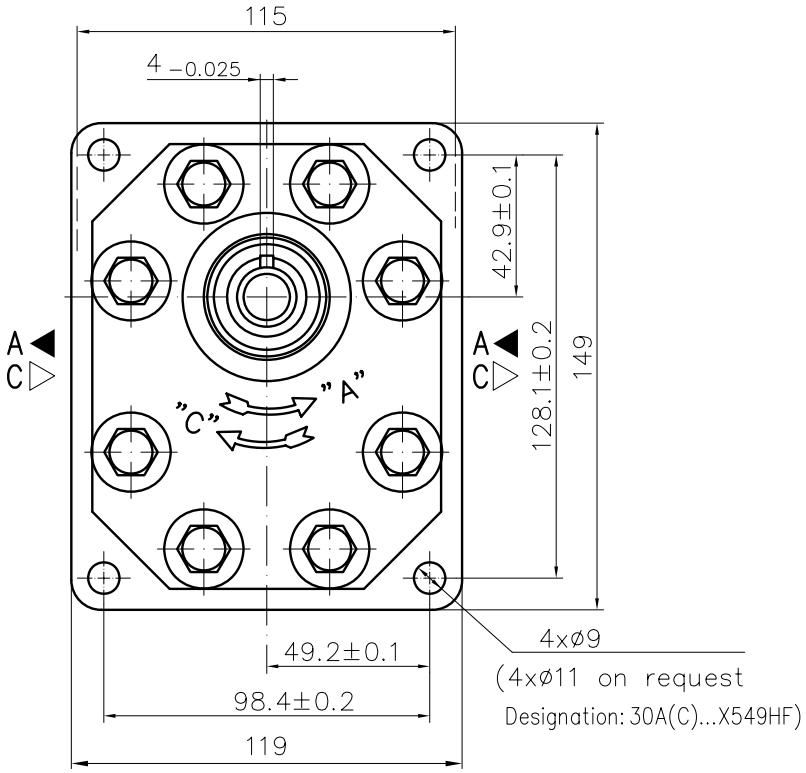

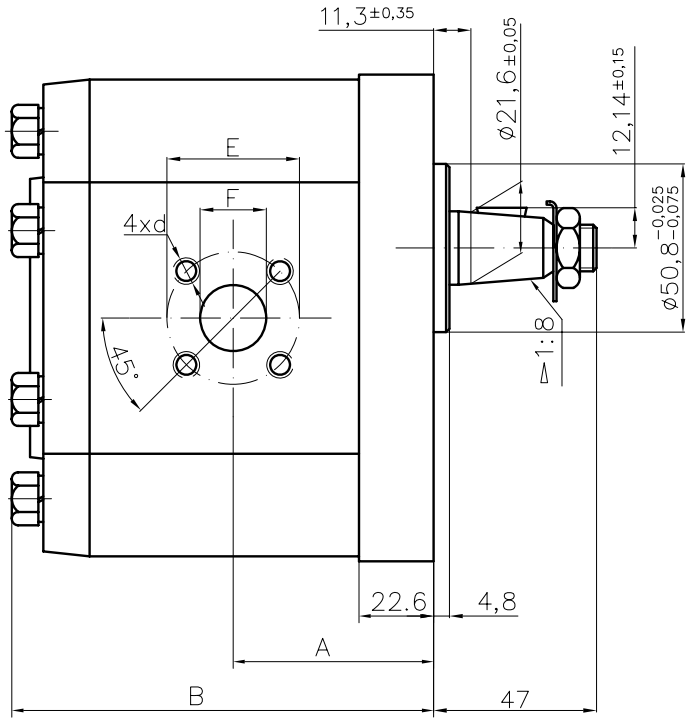

Type	Displacement	Flow		Pressure	max Speed	Dimension							
		at 1500 rpm	at max rpm	P_{nom}	n	A	B	Inlet			Outlet		
	cm^3/rev	l/min	l/min	bar	rpm	mm	mm	E	d	F	E	d	F
30A(C)20X549H	20	28,2	56,4	250	3000	56,1	116,7	40	M6	20	35	M6	15
30A(C)22,2X549H	22,5	31,7	63,5	250	3000	57,6	119,7						
30A(C)25X549H	25	35,3	70,5	250	3000	58,3	121,1						
30A(C)28X549H	28	39,5	79,0	250	3000	60,2	124,7						

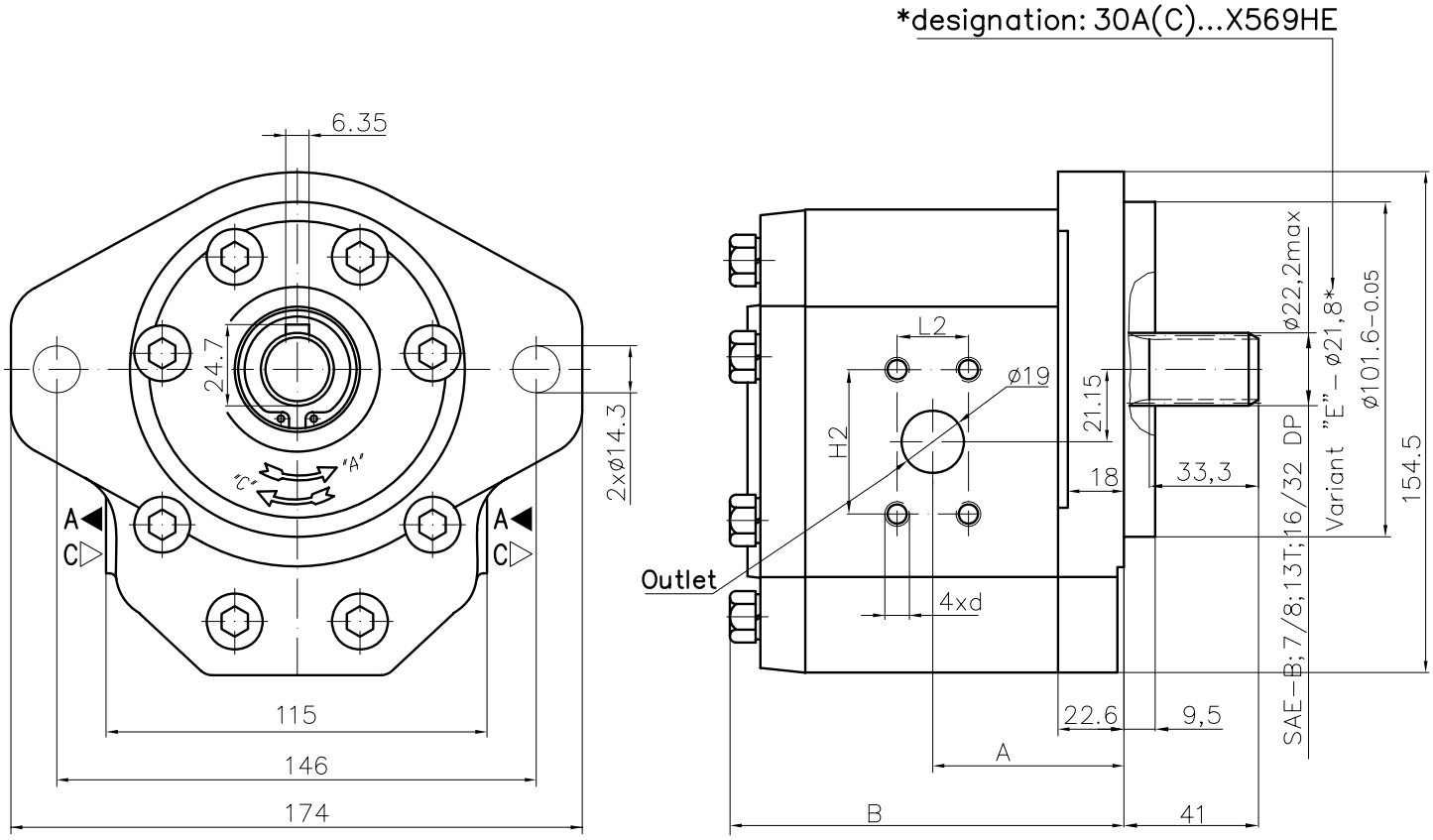

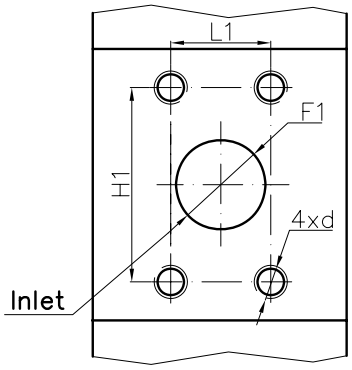

Type	Displacement	Flow		Pressure	max Speed	Dimension									
		at 1500 rpm	at max rpm	P_{nom}	n	A	B	Inlet				Outlet			
	cm^3/rev	l/min	l/min	bar	rpm	mm	mm	F1	d	H1	L1	F2	d	H2	L2
30A(C)20X569H	20	28,2	56,4	250	3000	56,1	116,7	19	3/8"-16UNC-2B	47,6	22,2	19	3/8"-16UNC-2B	47,6	22,2
30A(C)22,2X569H	22,5	31,7	63,5	250	3000	57,6	119,7								
30A(C)25X569H	25	35,3	58,8	250	2500	58,3	121,1								
30A(C)28X569H	28	39,5	79,0	250	3000	60,2	124,7								
30A(C)32X569	32	45,1	75,2	250	2500	62,0	128,3	27		52,4	26,2				
30A(C)32X569H	32	45,1	84,2	250	2800	66,5	137,3								
30A(C)36X569	36	50,8	77,8	250	2300	63,5	131,4								
30A(C)36X569H	36	51,3	85,5	250	2500	68,0	140,5								
30A(C)42X569	42	59,9	91,8	230	2300	66,3	137,0								
30A(C)42X569H	42	59,9	83,8	230	2100	70,8	146,1								
30A(C)46X569H	46	65,6	76,5	230	1750	72,7	149,8								
30A(C)50X569H	50	71,3	83,1	200	1750	74,5	153,4								
30A(C)55X569H	55	78,4	91,4	200	1750	76,7	157,9								
30A(C)60X569H	60	85,5	99,8	180	1750	78,7	162,4								

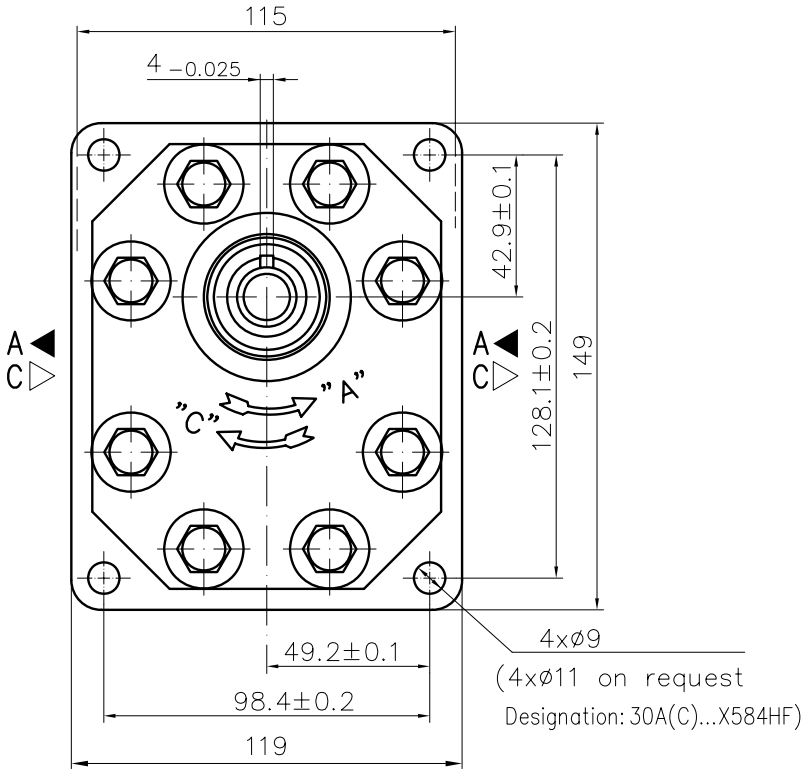

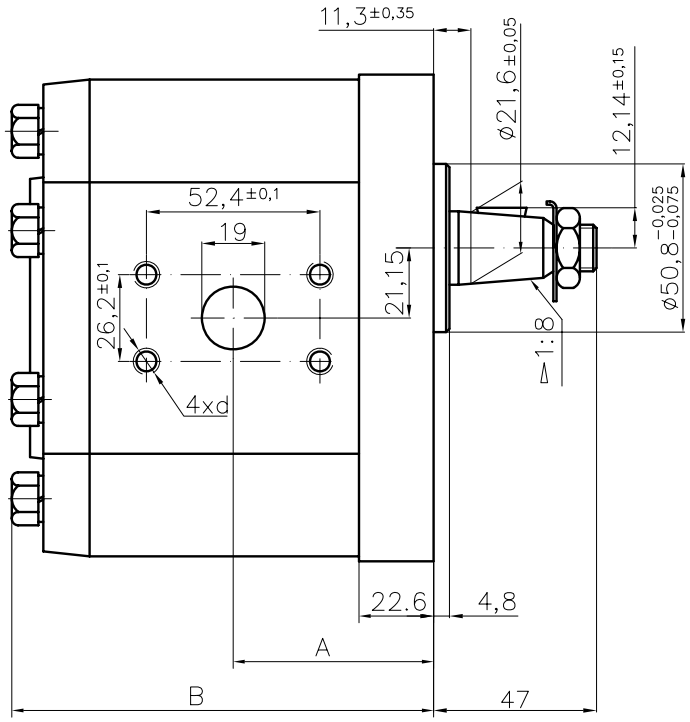

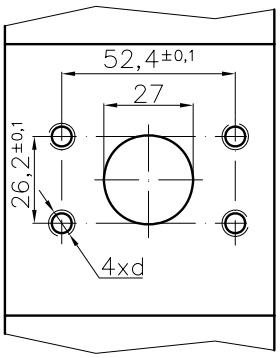

Type	Displacement	Flow		Pressure	max Speed	Dimension									
		at 1500 rpm	at max rpm	P_{nom}	n	A	B	Inlet				Outlet			
	cm^3/rev	l/min	l/min	bar	rpm	mm	mm	F1	d	H1	L1	F2	d	H2	L2
30A(C)25X584H	25	35,3	70,5	250	3000	58,3	121,1	27	M8	52,4	26,2	19	M8	52,4	26,2
30A(C)28X584H	28	39,5	79,0	250	3000	60,2	124,7								
30A(C)32X584	32	45,1	75,2	250	2500	62,0	128,3								
30A(C)32X584H	32	45,1	90,2	250	3000	66,5	137,3								
30A(C)36X584	36	50,8	84,6	250	2500	63,5	131,4								
30A(C)36X584H	36	51,3	95,8	250	2800	68,0	140,5								
30A(C)42X584	42	59,9	91,8	230	2300	66,3	137,0								
30A(C)42X584H	42	59,9	99,8	230	2500	70,8	146,1								
30A(C)46X584H	46	65,6	100,5	230	2300	72,7	149,8								
30A(C)50X584H	50	71,3	99,8	200	2100	74,5	153,4								
30A(C)55X584H	55	78,4	91,4	200	1750	76,7	157,9								
30A(C)60X584H	60	85,5	99,8	180	1750	78,7	162,4								

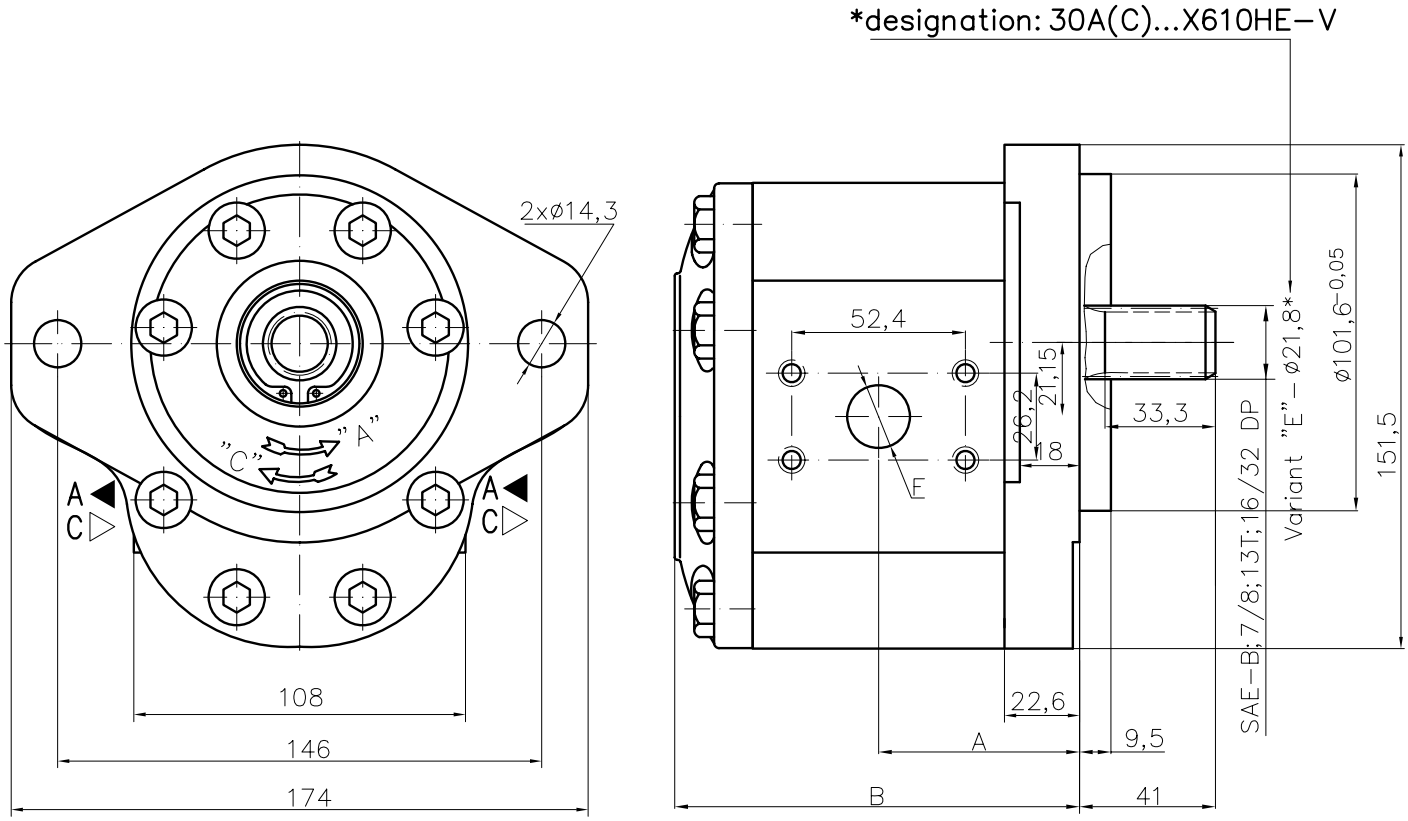

Ports measure for 30A(C)22,5X610H–V
30A(C)25X610H–V
30A(C)28X610H–V

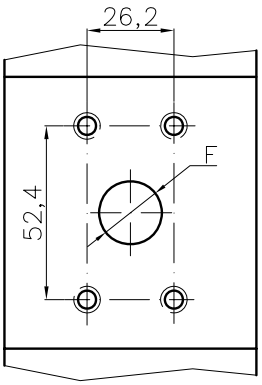

Type	Displacement	Flow		Pressure	max Speed	Dimension									
		at 1500 rpm	at max rpm	P_{nom}	n	A	B	Inlet				Outlet			
	cm^3/rev	l/min	l/min	bar	rpm	mm	mm	F1	d	H1	L1	F2	d	H2	L2
30A(C)22,2X610H-V	22,5	31,7	63,5	250	3000	57,6	116,2	25	M10	52,4	26,2	19	M10	52,4	26,2
30A(C)25X610H-V	25	35,3	70,5	250	3000	58,3	117,6								
30A(C)28X610H-V	28	39,5	79,0	250	3000	60,2	121,2								
30A(C)32X610H-V	32	45,1	90,2	250	3000	66,5	133,8	27							
30A(C)36X610H-V	36	50,8	94,8	250	2800	68,0	137,0								
30A(C)42X610H-V	42	59,2	98,7	230	2500	70,8	142,6								
30A(C)46X610H-V	46	65,6	100,5	230	2300	72,7	146,3								
30A(C)50X610H-V	50	71,3	99,8	200	2100	74,5	149,9								
30A(C)55X610H-V	55	78,4	91,4	200	1750	76,7	154,4								
30A(C)60X610H-V	60	85,5	99,8	180	1750	78,7	158,9								
30A(C)22,2X610HH-V	22,5	31,7	63,5	250	3000	62,1	125,2	25							
30A(C)25X610HH-V	25	35,3	70,5	250	3000	62,8	126,6								
30A(C)28X610HH-V	28	39,5	79,0	250	3000	64,7	130,2								

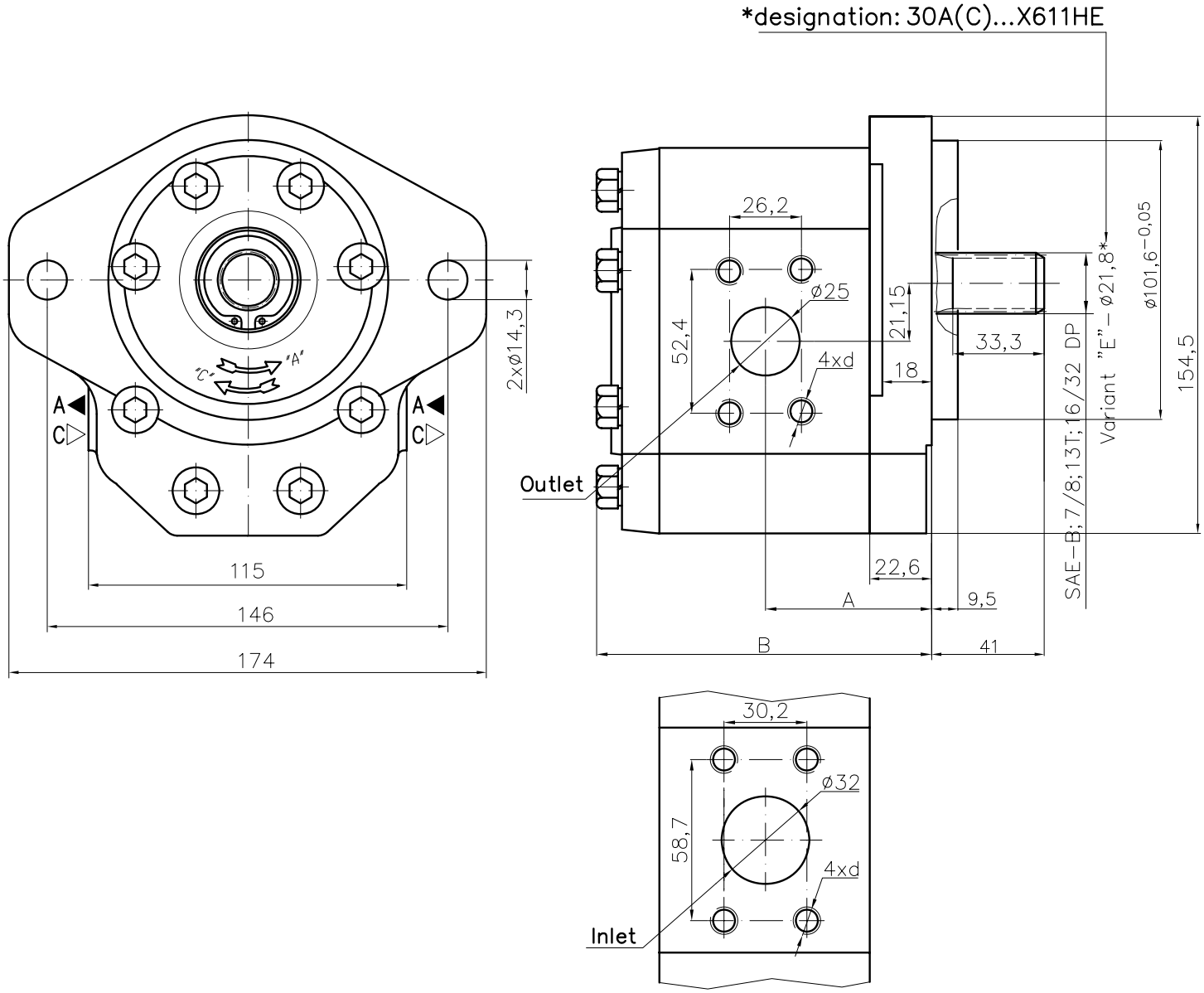

Type	Displacement	Flow		Pressure	max Speed	Dimension									
		at 1500 rpm	at max rpm	P_{nom}	n	A	B	Inlet				Outlet			
	cm^3/rev	l/min	l/min	bar	rpm	mm	mm	F1	d	H1	L1	F2	d	H2	L2
30A(C)36X611H	36	51,3	95,8	250	2800	68,0	140,5	32	7/16"-14UNC-2B	58,7	30,2	25	3/8"-16UNC-2B	52,4	30,2
30A(C)42X611H	42	59,9	99,8	230	2500	70,8	146,1								
30A(C)46X611H	46	65,6	100,5	230	2300	72,7	149,8								
30A(C)50X611H	50	71,3	99,8	200	2100	74,5	153,4								
30A(C)55X611H	55	78,4	91,4	200	1750	76,7	157,9								
30A(C)60X611H	60	85,5	99,8	180	1750	78,7	162,4								

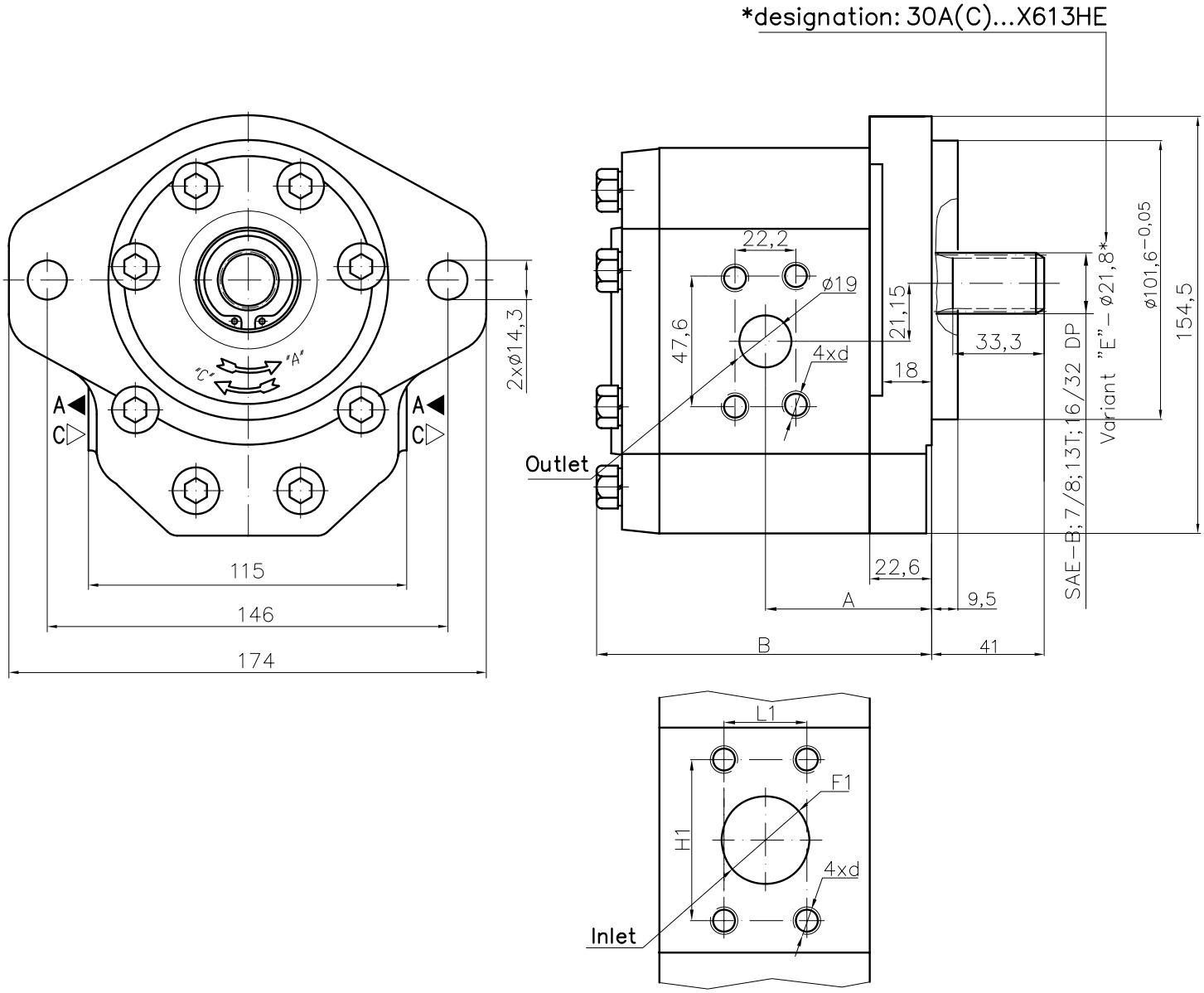

Type	Displacement	Flow		Pressure	max Speed	Dimension									
		at 1500 rpm	at max rpm	P_{nom}	n	A	B	Inlet				Outlet			
	cm^3/rev	l/min	l/min	bar	rpm	mm	mm	F1	d	H1	L1	F2	d	H2	L2
30A(C)20X613H	20	28,2	56,4	250	3000	56,1	116,7	19	3/8"-16UNC-2B	47,6	22,2	19	3/8"-16UNC-2B	47,6	22,2
30A(C)22,2X613H	22,5	31,7	63,5	250	3000	57,6	119,7								
30A(C)25X613H	25	35,3	70,5	250	3000	58,3	121,1								
30A(C)28X613H	28	39,5	79,0	250	3000	60,2	124,7								
30A(C)32X613	32	45,1	75,2	250	2500	62,0	128,3	27		52,4	26,2				
30A(C)32X613H	32	45,1	90,2	250	3000	66,5	137,3								
30A(C)36X613	36	50,8	84,6	250	2500	63,5	131,4								
30A(C)36X613H	36	51,3	95,8	250	2800	68,0	140,5								
30A(C)42X613	42	59,9	91,8	230	2300	66,3	137,0								
30A(C)42X613H	42	59,9	99,8	230	2500	70,8	146,1								
30A(C)46X613H	46	65,6	100,5	230	2300	72,7	149,8								
30A(C)50X613H	50	71,3	99,8	200	2100	74,5	153,4								
30A(C)55X613H	55	78,4	91,4	200	1750	76,7	157,9								
30A(C)60X613H	60	85,5	99,8	180	1750	78,7	162,4								

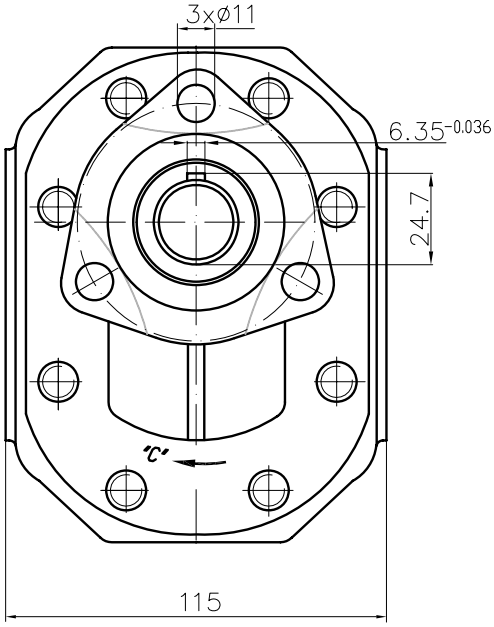

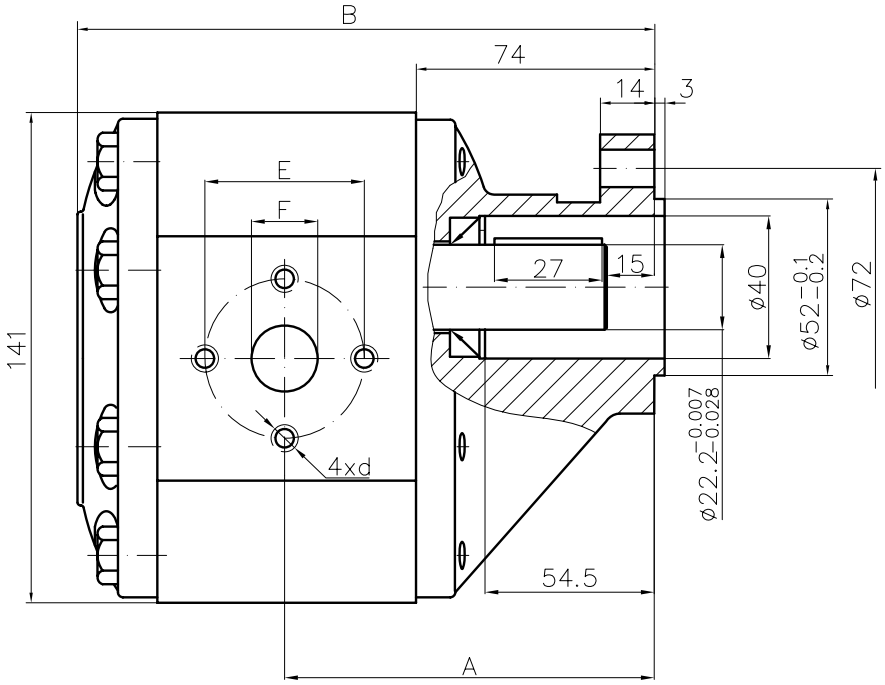

Type	Displacement	Flow		Pressure	max Speed	Dimension							
		at 1500 rpm	at max rpm	P_{nom}	n	A	B	Inlet			Outlet		
	cm^3/rev	l/min	l/min	bar	rpm	mm	mm	E	d	F	E	d	F
30A(C)32X615H	32	45,1	90,2	250	3000	117,8	188,2						
30A(C)36X615H	36	51,3	95,8	250	2800	119,5	191,4						
30A(C)42X615H	42	59,9	99,8	230	2500	122,2	197,0	48,12	M8-6H	28	48,12	M8-6H	20
30A(C)46X615H	46	65,6	100,5	230	2300	124,1	200,7						
30A(C)50X615H	50	71,3	99,8	200	2100	125,9	204,3						
30A(C)55X615H	55	78,4	91,4	200	1750	128,1	208,8						
30A(C)60X615H	60	85,5	99,8	180	1750	130,4	213,3						

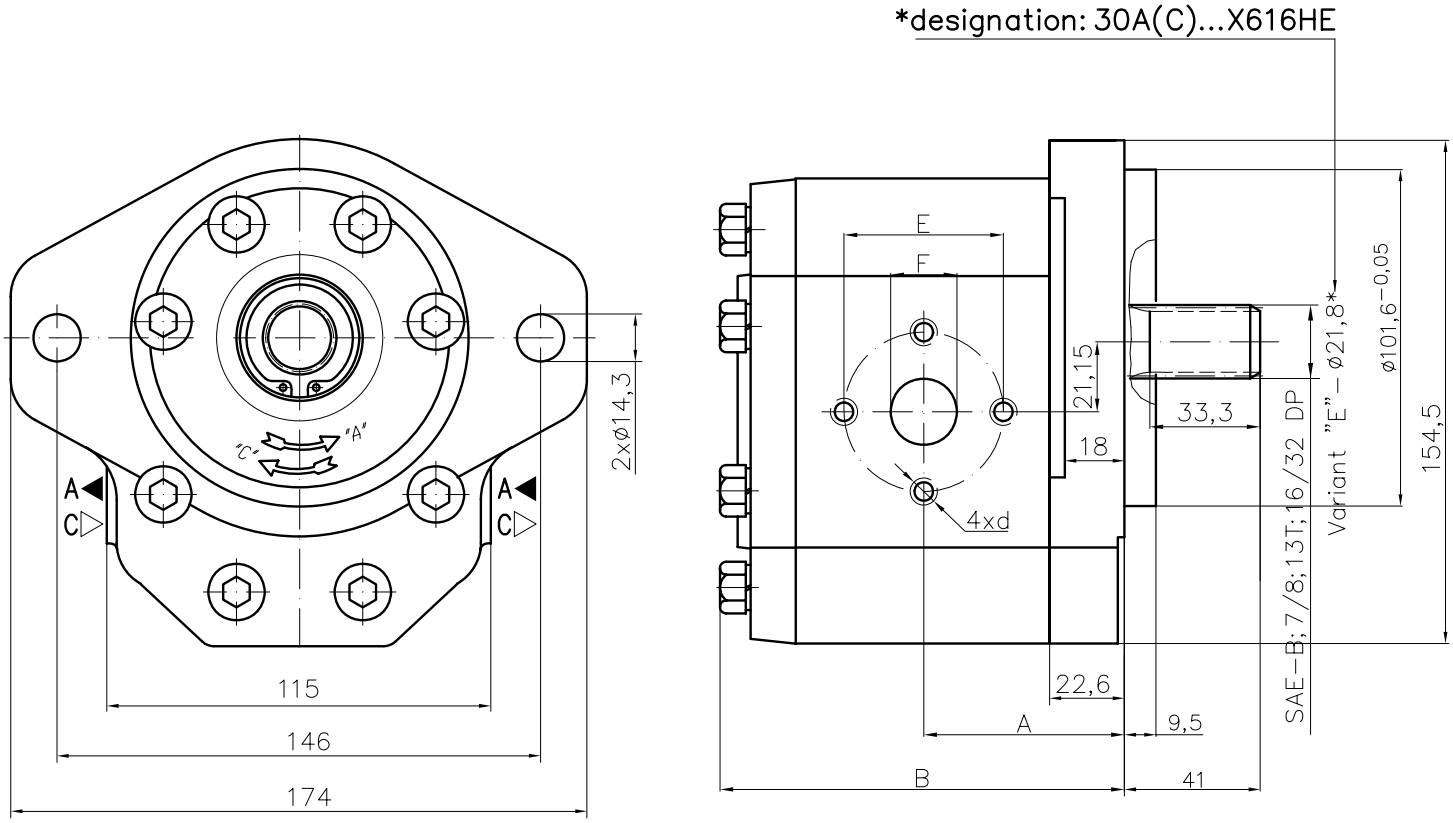

Type	Displacement	Flow		Pressure	max Speed	Dimension							
		at 1500 rpm	at max rpm	P_{nom}	n	A	B	Inlet			Outlet		
	cm^3/rev	l/min	l/min	bar	rpm	mm	mm	E	d	F	E	d	F
30A(C)20X616H	20	28,2	56,4	250	3000	56,1	114,7	48,12	5/16"-18UNC-2B	27	48,12	5/16"-18UNC-2B	19
30A(C)22,2X616H	22,5	31,7	63,5	250	3000	57,6	117,7						
30A(C)25X616H	25	35,3	70,5	250	3000	58,3	119,1						
30A(C)28X616H	28	39,5	79,0	250	3000	60,2	122,7						
30A(C)32X616	32	45,1	75,2	250	2500	62,0	126,3						
30A(C)32X616H	32	45,1	90,2	250	3000	66,5	135,3						
30A(C)36X616	36	50,8	84,6	250	2500	63,5	129,4						
30A(C)36X616H	36	51,3	95,8	250	2800	68,0	138,5						
30A(C)42X616	42	59,9	91,8	230	2300	66,3	135,0						
30A(C)42X616H	42	59,9	99,8	230	2500	70,8	144,0						
30A(C)46X616H	46	65,6	100,5	230	2300	72,7	147,8						
30A(C)50X616H	50	71,3	99,8	200	2100	74,5	151,4						
30A(C)55X616H	55	78,4	91,4	200	1750	76,7	155,9						
30A(C)60X616H	60	85,5	99,8	180	1750	78,7	160,4						

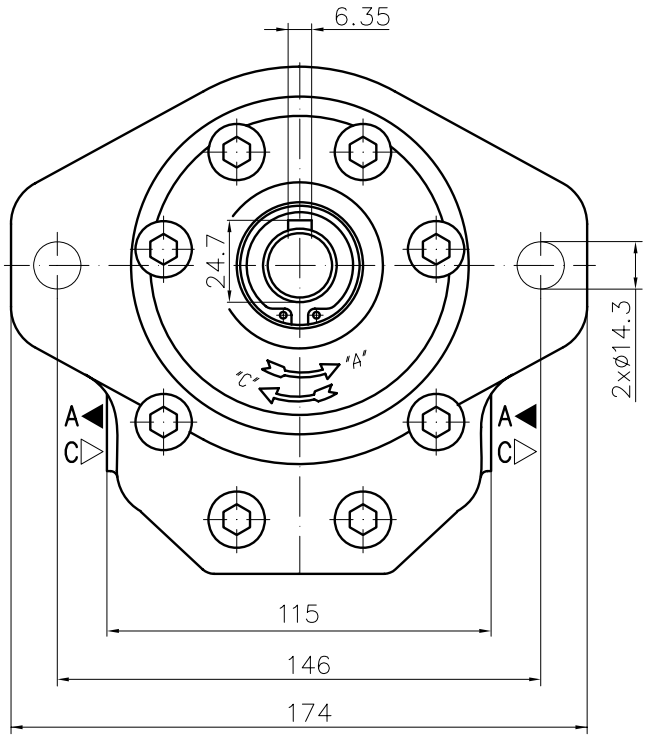

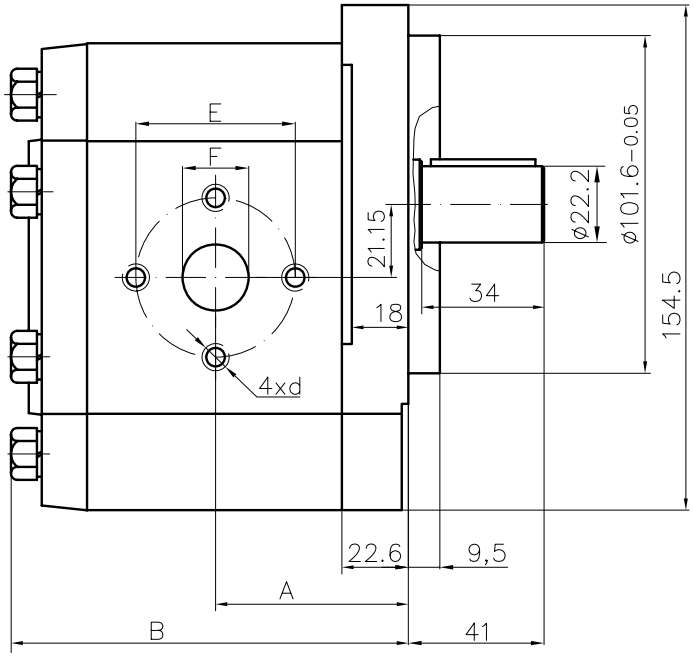

Type	Displacement	Flow		Pressure	max Speed	Dimension							
		at 1500 rpm	at max rpm	P_{nom}	n	A	B	Inlet			Outlet		
	cm^3/rev	l/min	l/min	bar	rpm	mm	mm	E	d	F	E	d	F
30A(C)20X617H	20	28,2	56,4	250	3000	56,1	114,7	48,12	5/16"-18UNC-2B	27	48,12	5/16"-18UNC-2B	19
30A(C)22,2X617H	22,5	31,7	63,5	250	3000	57,6	117,7						
30A(C)25X617H	25	35,3	70,5	250	3000	58,3	119,1						
30A(C)28X617H	28	39,5	79,0	250	3000	60,2	122,7						
30A(C)32X617	32	45,1	75,2	250	2500	62,0	126,3						
30A(C)32X617H	32	45,1	90,2	250	3000	66,5	135,3						
30A(C)36X617	36	50,8	84,6	250	2500	63,5	129,4						
30A(C)36X617H	36	51,3	95,8	250	2800	68,0	138,5						
30A(C)42X617	42	59,9	91,8	230	2300	66,3	135,0						
30A(C)42X617H	42	59,9	99,8	230	2500	70,8	144,0						
30A(C)46X617H	46	65,6	100,5	230	2300	72,7	147,8						
30A(C)50X617H	50	71,3	99,8	200	2100	74,5	151,4						
30A(C)55X617H	55	78,4	91,4	200	1750	76,7	155,9						
30A(C)60X617H	60	85,5	99,8	180	1750	78,7	160,4						

Designed as a first section of multiple gear pumps group 33.

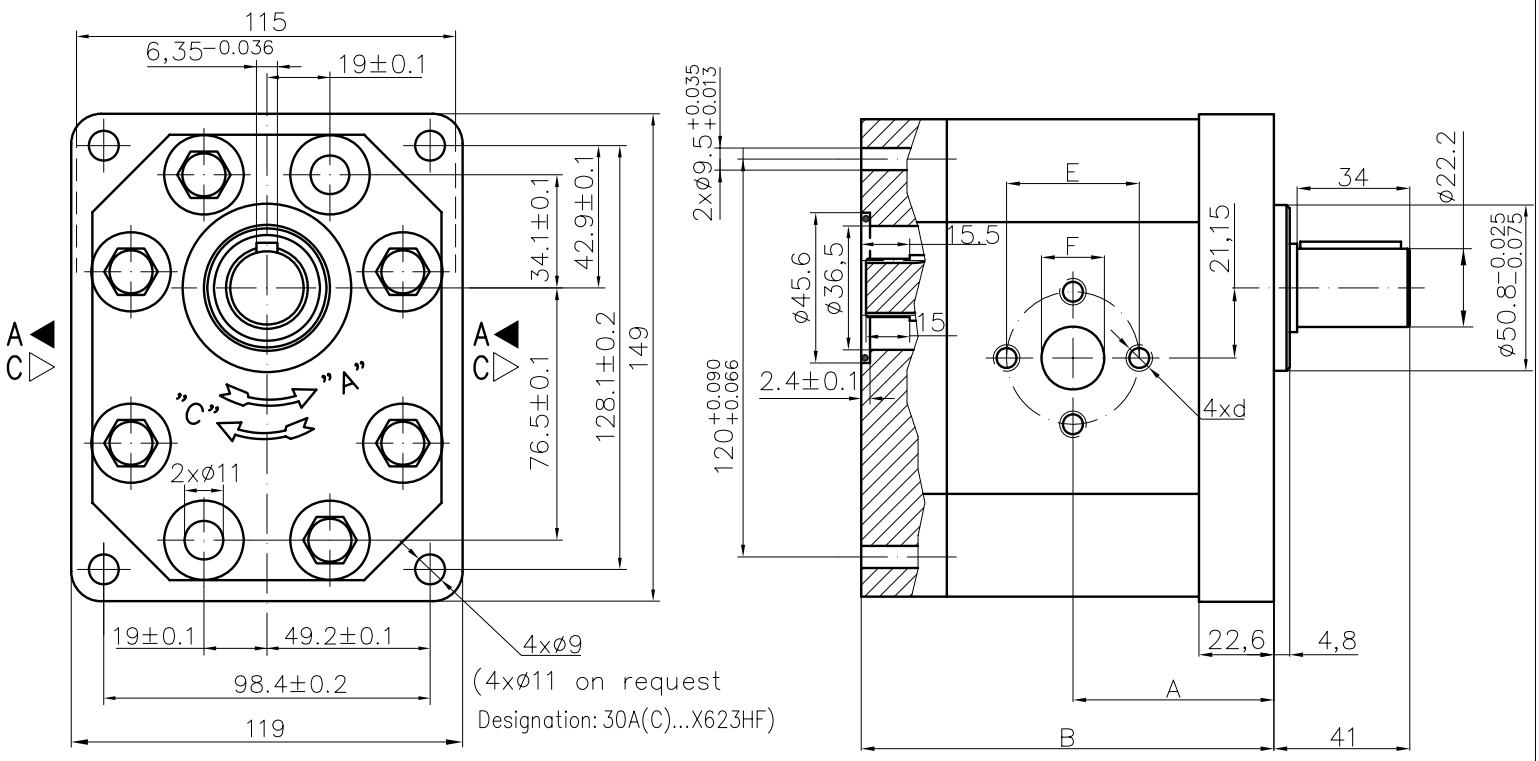

Type	Displacement	Flow		Pressure	max Speed	Dimension							
		at 1500 rpm	at max rpm	P_{nom}	n	A	B	Inlet			Outlet		
	cm^3/rev	l/min	l/min	bar	rpm	mm	mm	E	d	F	E	d	F
30A(C)20X623H	20	28,2	56,4	250	3000	56,1	114,7	40	M8	19	40	M8	19
30A(C)22,2X623H	22,5	31,7	63,5	250	3000	57,6	117,7						
30A(C)25X623H	25	35,3	70,5	250	3000	58,3	119,1						
30A(C)28X623H	28	39,5	79,0	250	3000	60,2	122,7						
30A(C)32X623H	32	45,1	90,2	250	3000	66,5	135,3	51	M10	27			
30A(C)36X623H	36	51,3	95,8	250	2800	68,0	138,5						
30A(C)42X623H	42	59,9	99,8	230	2500	70,8	144,0						
30A(C)46X623H	46	65,6	100,5	230	2300	72,7	147,8						
30A(C)50X623H	50	71,3	99,8	200	2100	74,5	151,4						
30A(C)55X623H	55	78,4	91,4	200	1750	76,7	155,9						
30A(C)60X623H	60	85,5	99,8	180	1750	78,7	160,4						

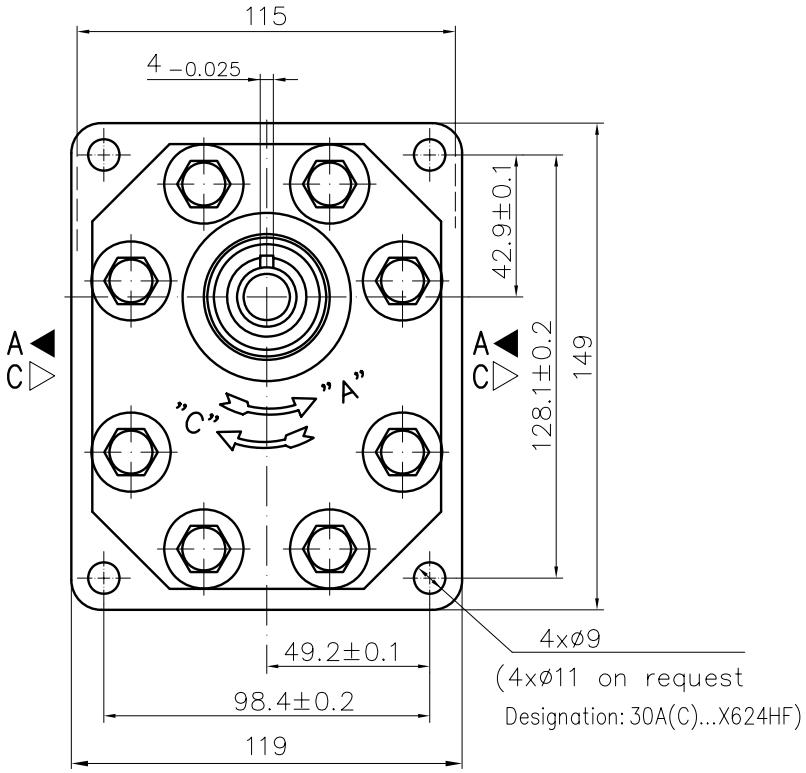

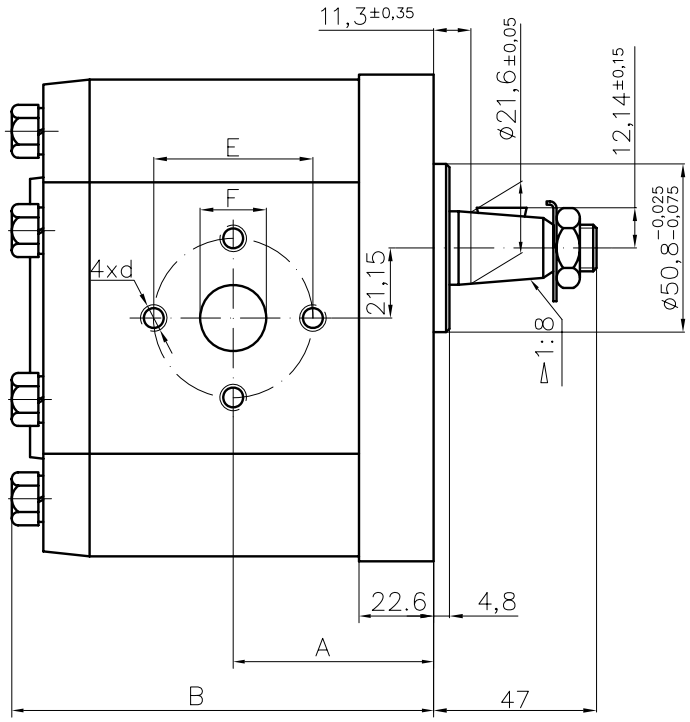

Type	Displacement	Flow		Pressure	max Speed	Dimension							
		at 1500 rpm	at max rpm	P_{nom}	n	A	B	Inlet			Outlet		
	cm^3/rev	l/min	l/min	bar	rpm	mm	mm	E	d	F	E	d	F
30A(C)20X624H	20	28,2	56,4	250	3000	56,1	116,7	48,12	5/16-18UNC-2B	22	48,12	5/16-18UNC-2B	20
30A(C)22,2X624H	22,5	31,7	63,5	250	3000	57,6	119,7						
30A(C)25X624H	25	35,3	70,5	250	3000	58,3	121,1			25			
30A(C)28X624H	28	39,5	79,0	250	3000	60,2	124,7						
30A(C)32X624	32	45,1	75,2	250	2500	62,0	128,3			28			
30A(C)32X624H	32	45,1	90,2	250	3000	66,5	137,3						
30A(C)36X624	36	50,8	84,6	250	2500	63,5	131,4						
30A(C)36X624H	36	51,3	95,8	250	2800	68,0	140,5						
30A(C)42X624	42	59,9	91,8	230	2300	66,3	137,0						
30A(C)42X624H	42	59,9	99,8	230	2500	70,8	146,1						
30A(C)46X624H	46	65,6	100,5	230	2300	72,7	149,8						
30A(C)50X624H	50	71,3	99,8	200	2100	74,5	153,4						
30A(C)55X624H	55	78,4	91,4	200	1750	76,7	157,9						
30A(C)60X624H	60	85,5	99,8	180	1750	78,7	162,4						

Designed as a first section of multiple gear pumps group 32.
Usually connected with second section pumps type 20A(C)...X201 and others with central diameter ø52.

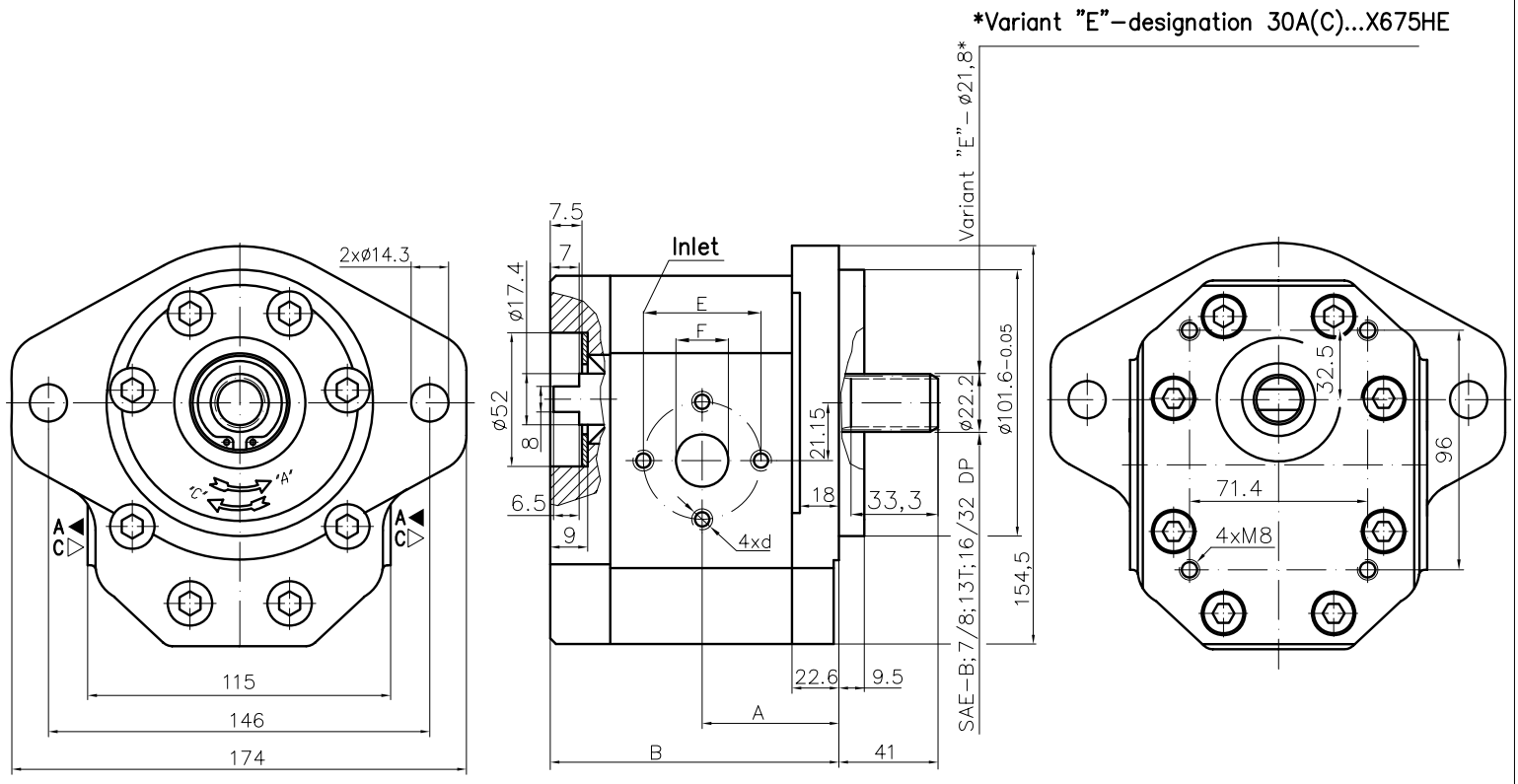

Type	Displacement	Flow		Pressure	max Speed	Dimension							
		at 1500 rpm	at max rpm	P_{nom}	n	A	B	Inlet			Outlet		
	cm^3/rev	l/min	l/min	bar	rpm	mm	mm	E	d	F	M	G	
30A(C)20X675H	20	28,2	56,4	250	3000	56,1	114,7	40	M8	19	M27x1,5	G3/4"-A	
30A(C)22,2X675H	22,5	31,7	63,5	250	3000	57,6	117,7						
30A(C)25X675H	25	35,3	70,5	250	3000	58,3	119,1						
30A(C)28X675H	28	39,5	79,0	250	3000	60,2	122,7						
30A(C)32X675	32	45,1	75,2	250	2500	62,0	126,3	51	M10	27			
30A(C)32X675H	32	45,1	90,2	250	3000	66,5	135,3						
30A(C)36X675	36	50,8	84,6	250	2500	63,5	129,4						
30A(C)36X675H	36	51,3	95,8	250	2800	68,0	138,5						
30A(C)42X675	42	59,9	91,8	230	2300	66,3	135,0						
30A(C)42X675H	42	59,9	99,8	230	2500	70,8	144,0						
30A(C)46X675H	46	65,6	100,5	230	2300	72,7	147,8						
30A(C)50X675H	50	71,3	99,8	200	2100	74,5	151,4						
30A(C)55X675H	55	78,4	91,4	200	1750	76,7	155,9						
30A(C)60X675H	60	85,5	99,8	180	1750	78,7	160,4						

Hydraulic Gear Pumps
Hydraulische Zahnradpumpen
Шестеренные насосы

GENERAL DESCRIPTION

The gear pumps are designed for transforming the mechanical energy as energy of the working liquid (pressure and flow rate). They are simplified in construction and they have a relatively low cost. All these benefits ensure their wide application in the hydraulic systems.

ALLGEMEINES

Die hydraulische Zahnradpumpen wandeln die mechanische Energie des Motors in Stroemungsenergie der Betriebsflussigkeit (Druck und Foerderstrom) um. Ihre einfache Konstruktion und die verhaeltnismaessig niedrige Preise erlauben ihre weite Anwendung in Hydroantrieben und -anlagen.

ОБЩЕЕ ОПИСАНИЕ

Гидравлические шестеренные насоссы предназначены для преобразования механической Енергии двигателя в енергию рабочей жидкости (давление и расход).

BASIC DESIGN

The pump consists essentially of a pair of gears supported in bush bearing, inserted in one body. It is closed between two covers (front and rear). The drive shaft is radially sealed. A high volumetric efficiency is ensured by specially designed bush bearing clearance

AUFBAU

Die Zahnradpumpe besteht im Wesentlichen aus einem in Lagerbuchsen gelagerten Zahnradpaar und einem Gehause mit Vorder und Hinterdeckel.

Die Antriebswelle ist mit Wellendichtring abgedichtet. Um einem hohen volumetrischen Wirkungsgrad der Pumpe zu gewahrleisten, sind die Lager so ausgelegt, dass sie einen Axialausgleich des Lagerspieles ermoeglichen.

КОНСТРУКЦИЯ

Гидравлические шестеренные насосы имеют аксиальную компенсацию подшипникового зазора, в результате чего объемный КПД достыгает высокого значения.

FUNCTIONAL SYMBOL

SYMBOL

УСЛОВНОЕ ОЗНАЧЕНИЕ

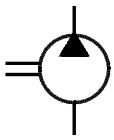

DRIVE ARANGEMENTS

The pump drive can be direct or indirect (by gear, chains, or belt transmissions). Both drives should not impose axial or radial forces on the pump shaft. Oldham coupling serrated drive adapters are used with direct drive. For indirect drive refer to the manufacturer.

ANTRIEB

Direkter Antrieb ueber Oldham-Kuplungshuelse mit Schlitzen. Axiale und radiale Kraefte auf Antriebswelle nicht zulaessig.

Indirekter Antrieb (Zahnrad-, Ketten- und Keilriemengetriebe) -bitte Ruecksprache mit dem Herstellerwerk.

ПРИВОД

Привод может быть непосредственным или через зубчатую, цепную или ременную передачу. В каждом из этих случаев ведущий вал должен быть освобожден от осевых и радиальных нагрузок. При непосредственном приводе рекомендуется применят крестовую муфту или втулочно-шлицевую муфту.

В случаях, когда привод насосса осуществляется индиректной передачей, обращайтесь за консультацией к заводу изготовителю.

Hydraulic Gear Pumps
Hydraulische Zahnradpumpen
Шестеренные насосы

TECHNICAL DATA

Inlet pressure, absolute:

0.8...2.2 bar
Working liquid: hydraulic oils with viscosity 20...200 mm²/s

Degree of filtration:
0.025 mm
Fluid temperature range:
normal version:
-25 ... 80 °C
arctic version:
-40 ... 80 °C

Ambient temperature range:

normal version:
-22 ... 55 °C
arctic version:
-40 ... 55 °C

TECHNISCHE DATEN

Eingangsdruck, absolut:

0.8...2.2 Bar
Working liquid: Hydraulikoel mit Viskositaet 20...200 mm²/s

Filterfeinheit:
0.025 mm
Temperaturbereich:
normale Ausfuerung:
-25 ... 80 °C
Arktische Ausfuerung:
-40 ... 80 °C

Umgebungstemperaturbereich:

normale Ausfuerung:
-22 ... 55 °C
Arktische Ausfuerung:
-40 ... 55 °C

ТЕХНИЧЕСКИЕ ДАННЫЕ

Давление на входе, абсолютное
0.8...2.2 bar
Рабочая жидкость: гидравлические масла с вязкостью 20 ... 200 mm²/s
Тонкость филтрации:
0.025 mm
Температура масла:
нормальное исполнение:
-25 ... 80 °C
арктическое исполнение:
-40 ... 80 °C

Температура окружающей среды:
нормальное исполнение:
-22 ... 55 °C
арктическое исполнение:
-40 ... 55 °C

ORDERING CODES / BESTELLANGABEN / СПОСОБ ЗАЯВЛЕНИЯ

** * *** * *** (* *)

GROUP, GRUPPE, ГРУППА
10 - tenth group
20 - twentieth group
30 - thirtieth group

10 - zehnte Gruppe
20 - zwanzigste Gruppe
30 - dreizigste Gruppe

10 - Десятая группа
20 - Двадцатая группа
30 - Тридцатая группа

DIRECTION OF ROTATION
DREERICHTUNG
НАПРАВЛЕНИЕ ВРАЩЕНИЯ

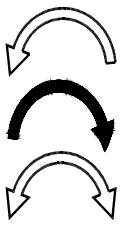

A (S)

C (D)

R

DISPLACEMENT in cm³
FOERDERVOLUMEN im cm³
РАБОЧИЙ ОБЪЕМ в cm³

NUMBER of the MODIFICATION
MODIFIKATIONS - Nr
НОМЕР МОДИФИКАЦИИ

- Normal version
H - Heavy-duty version (only for Gr. 30)

- Normal version
G - GAS thread (BSP)
M - Metric thread
U - UNF thread

OUTLET of the DRIVE SHAFT
X - Throug the front cover
Y - Trough the both covers

WELLENENDE
X - am Vorderdeckel
Y - beiderseitig

ВЫХОД ВЕДУЩЕГО ВАЛА
X - через переднюю крышку
Y - через обе крышки

Example:
30A32X146H - hydraulic gear pump, thirtieth group, direction of rotation - counter clockwise, displacement 32 cm³, modification 146H.

Beispiel:
30A32X146H - hydraulische Zahnradpumpe, dreizigste Gruppe, Dreerichtung - links, Foerdervolumen 32 cm³, Wellenende am Voerderdeckel, Ausfuerung 146H.

Пример:
30A32X146H - шестеренный насос, тридцатая группа, направление вращения против часовой стрелки, рабочий объем 32 cm³ , выход вала через переднюю крышку, модификация 146H.

DESIGN CALCULATIONS

Flow:

$$Q = \frac{q.n.\eta_q}{1000} \quad [l/min]$$

Theoretical drive torque:

$$M = \frac{q.p}{20.\pi} \quad [N.m]$$

Theoretical drive power:

$$P_t = \frac{Q.p}{600} \quad [kW]$$

Drive power:

$$P = \frac{P_t}{\eta} \quad [kW]$$

BERECHNUNG VON PUMPEN

Foerderstom:

$$Q = \frac{q.n.\eta_q}{1000} \quad [l/min]$$

Antriebsmoment, theoretisch:

$$M = \frac{q.p}{20.\pi} \quad [N.m]$$

Leistung, theoretisch:

$$P_t = \frac{Q.p}{600} \quad [kW]$$

Antriebsleistung:

$$P = \frac{P_t}{\eta} \quad [kW]$$

q [cm³]
p [bar]
n [min⁻¹]
η_q [-]
η [-]

ВЫЧИСЛЕНИЕ НАСОСОВ

Расход:

$$Q = \frac{q.n.\eta_q}{1000} \quad [l/min]$$

Теоретический крутящий момент:

$$M = \frac{q.p}{20.\pi} \quad [N.m]$$

Теоретическая мощность:

$$P_t = \frac{Q.p}{600} \quad [kW]$$

Мощность:

$$P = \frac{P_t}{\eta} \quad [kW]$$

DISPACEMENT:

10 group - q = 1 ... 6.1 cm³
20 group - q = 4.5 ... 25 cm³
30 group - q = 20 ... 60 cm³

FOERDERVOLUMEN:

10Gruppe - q = 1 ... 6.1 cm³
20 Gruppe - q = 4.5 ... 25 cm³
30 Gruppe - q = 20 ... 60 cm³

РАБОЧИЙ ОБЪЕМ:

10 группа - q = 1 ... 6.1 cm³
20 группа - q = 4.5 ... 25 cm³
30 группа - q = 20 ... 60 cm³

Power consumption at p_{max}

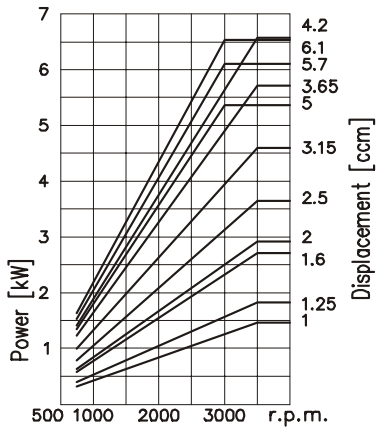

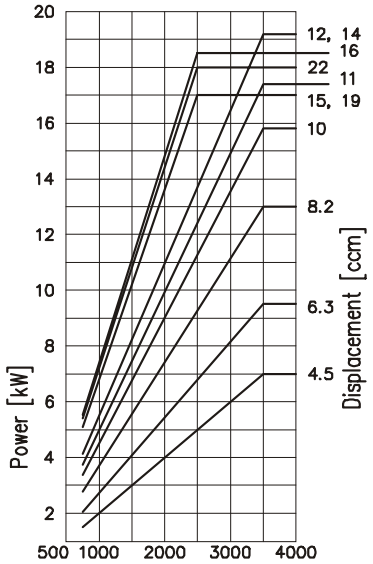

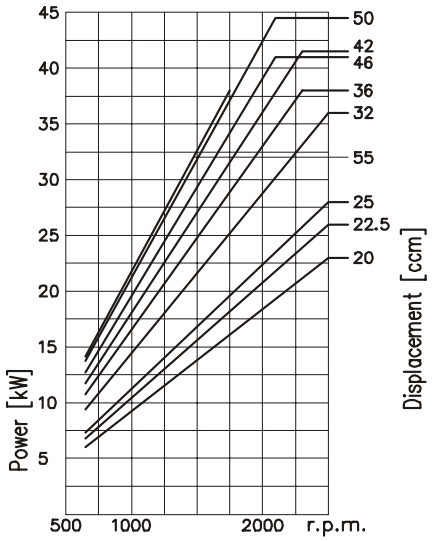

Flow at p_{max}

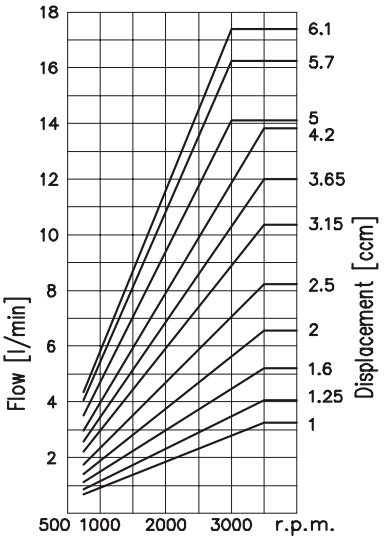

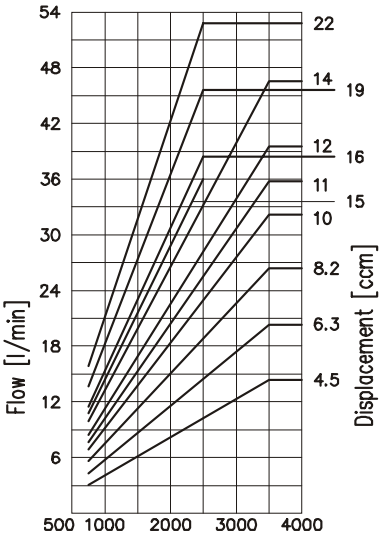

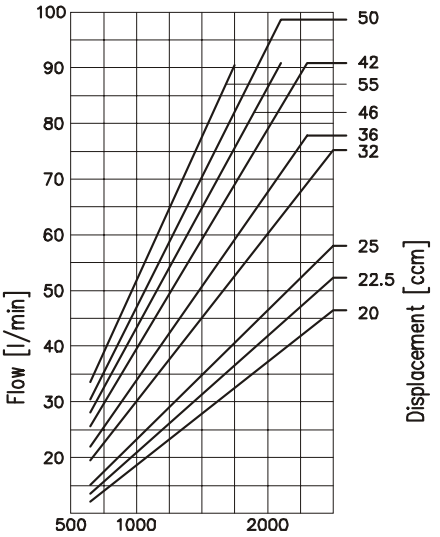

Total efficiency



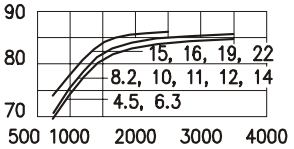

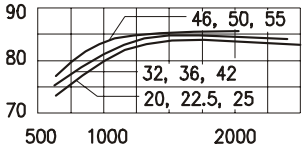

Volumetric efficiency

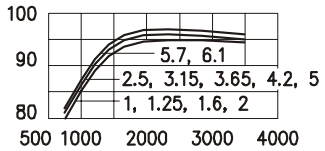

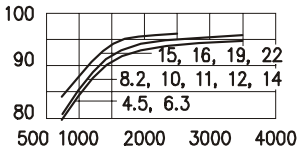

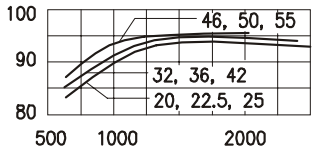

Hydraulic Gear Pumps
Hydraulische Zahnradpumpen
Шестеренные насосы
Gr 00 200 bar

Used symbols:	Bezeichnungen	Обозначения:
q - displacement;	Foerdervolumen;	рабочий объем
p_{nom} - nominal pressure;	nominal Druck;	номинальное давление
n_{min} - minimal speed;	minimal Geschwindigkeit;	минимальная скорость
n_{nom} - nominal speed;	nominal Geschwindigkeit;	номинальная скорость
n_{max} - maximal speed;	maximal Geschwindigkeit;	максимальная скорость
P_{nom} - power at p_{nom} and n_{nom}	Leistung bei p_{nom} und n_{nom}	мощность при p_{nom} и n_{nom}
P_{max} - power at p_{nom} and n_{max}	Leistung bei p_{nom} und n_{max}	мощность при p_{nom} и n_{max}
volumetric efficiencies;	volumetrischer Wirkungsgrad;	объемный КПД.
η_{qmin} - at min. speed;	bei min. Geschwindigkeit;	при мин. скорость
η_{qnom} - at nom. speed;	bei nom. Geschwindigkeit;	при ном. скорость
η_{qmax} - at max. speed;	bei max. Geschwindigkeit;	при макс. скорость
efficiencies;	Wirkungsgrad gesamt;	общий КПД.
η_{min} - at min. speed;	bei min. Geschwindigkeit;	при мин. скорость
η_{nom} - at nom. speed;	bei nom. Geschwindigkeit;	при ном. скорость
η_{max} - at max. speed;	bei max. Geschwindigkeit;	при макс. скорость

q	cm^3	0.25*	0.5	0.75	1.0	1.25	1.5	1.75*	2.0*	0.30*
p_{nom}	bar	200	200	200	200	200	175	160	160	200
n_{min}	min^{-1}	750	750	750	750	750	750	750	750	750
n_{nom}	min^{-1}	1500	1500	1500	1500	1500	1500	1500	1500	1500
n_{max}	min^{-1}	3500	3500	3500	3000	2500	2000	1500	1500	3500
η_{qmin}	%	75	75	75	78	78	78	78	78	75
η_{min}	%	68	68	68	70	70	70	70	70	68
η_{qnom}	%	89	89	89	91	91	93	93	93	89
η_{nom}	%	80	80	80	83	83	85	85	85	80
η_{qmax}	%	92	92	91	91	91	91	91	91	92
η_{max}	%	82	82	82	82	83	83	83	83	82
P_{nom}	kW	0.14	0.28	0.42	0.55	0.69	0.72	0.85	0.80	0.17
P_{max}	kW	0.54	1.08	1.63	1.43	1.72	1.35	1.18	1.09	0.65

* Under special order

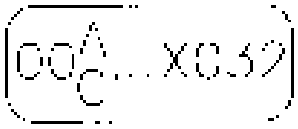

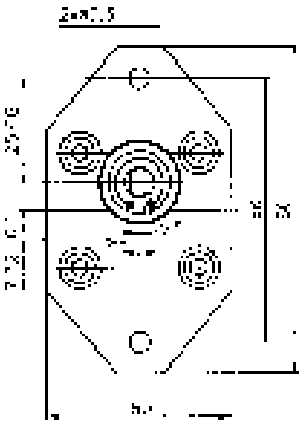

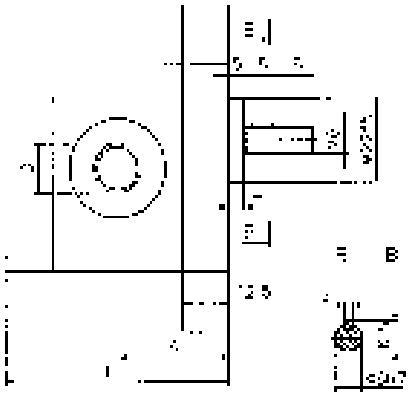

Type	Displacement	Dimensions		Inlet					Outlet				Drain	
	cm³	A	B	E	C	D	K	G	F	H	I	K	G
		mm		mm										
00A/C0.25x025	0.25	27.6	57.2					G 1/4					G 1/4
00A/C0.30x032	0.30	28.7	59.4					G 1/4					G 1/4
00A/C0.75x032	0.75	29.3	61.8					G 1/4					G 1/4
00A/C0.80x032	0.80	31	64					G 1/4					G 1/4
00A/C0.75x032	1.00	32.1	66.2					G 1/4					G 1/4
00A/C0.85x032	1.00	33.2	68.4					G 1/4					G 1/4
00A/C0.75x032	1.25	34.3	70.6					G 1/4					G 1/4
00A/C0.80x032	1.50	35.5	73					G 1/4					G 1/4
00A/C0.80x032	1.80	37.9	77.8					G 1/4					G 1/4

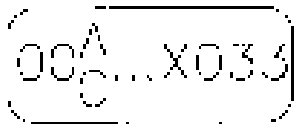

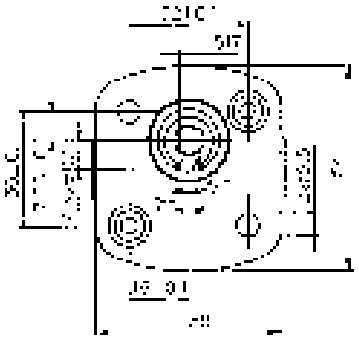

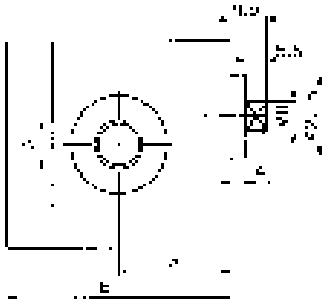

Type	Displacement	Dimensions		Inlet					Outlet				Drain	
	cm³	A	B	E	C	D	K	G	F	H	I	K	G
		mm		mm										
00A/C0.25x025	0.25	27.6	57.2					G 1/4					G 1/4
00A/C0.30x032	0.30	28.7	59.4					G 1/4					G 1/4
00A/C0.75x032	0.75	29.9	61.8					G 1/4					G 1/4
00A/C0.80x032	0.80	31	64					G 1/4					G 1/4
00A/C0.75x032	1.00	32.1	66.2					G 1/4					G 1/4
00A/C0.85x032	1.00	33.2	68.4					G 1/4					G 1/4
00A/C0.75x032	1.25	34.3	70.6					G 1/4					G 1/4
00A/C0.80x032	1.50	35.5	73					G 1/4					G 1/4
00A/C0.80x032	1.80	37.9	77.8					G 1/4					G 1/4

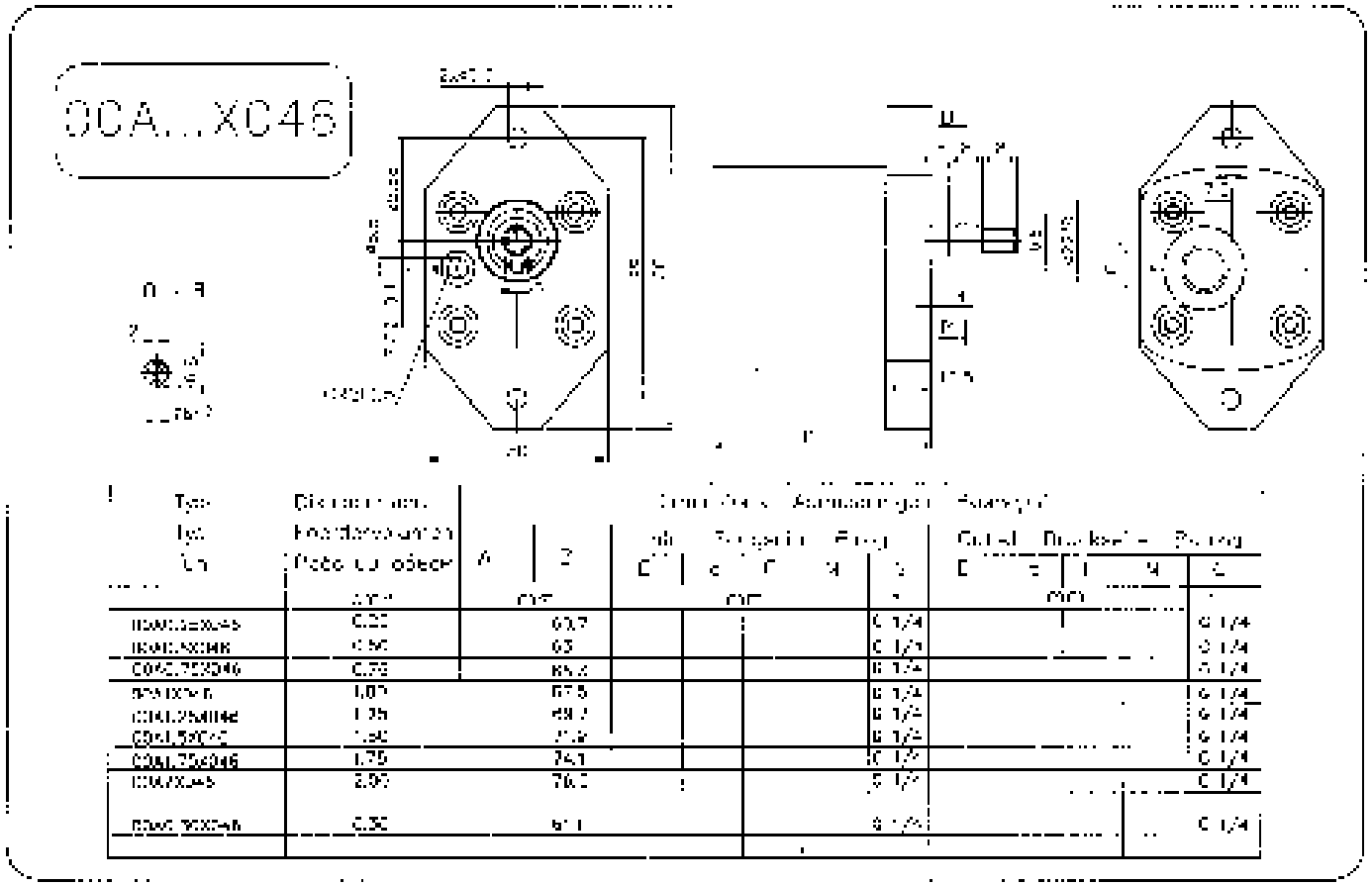
0CA...XC46

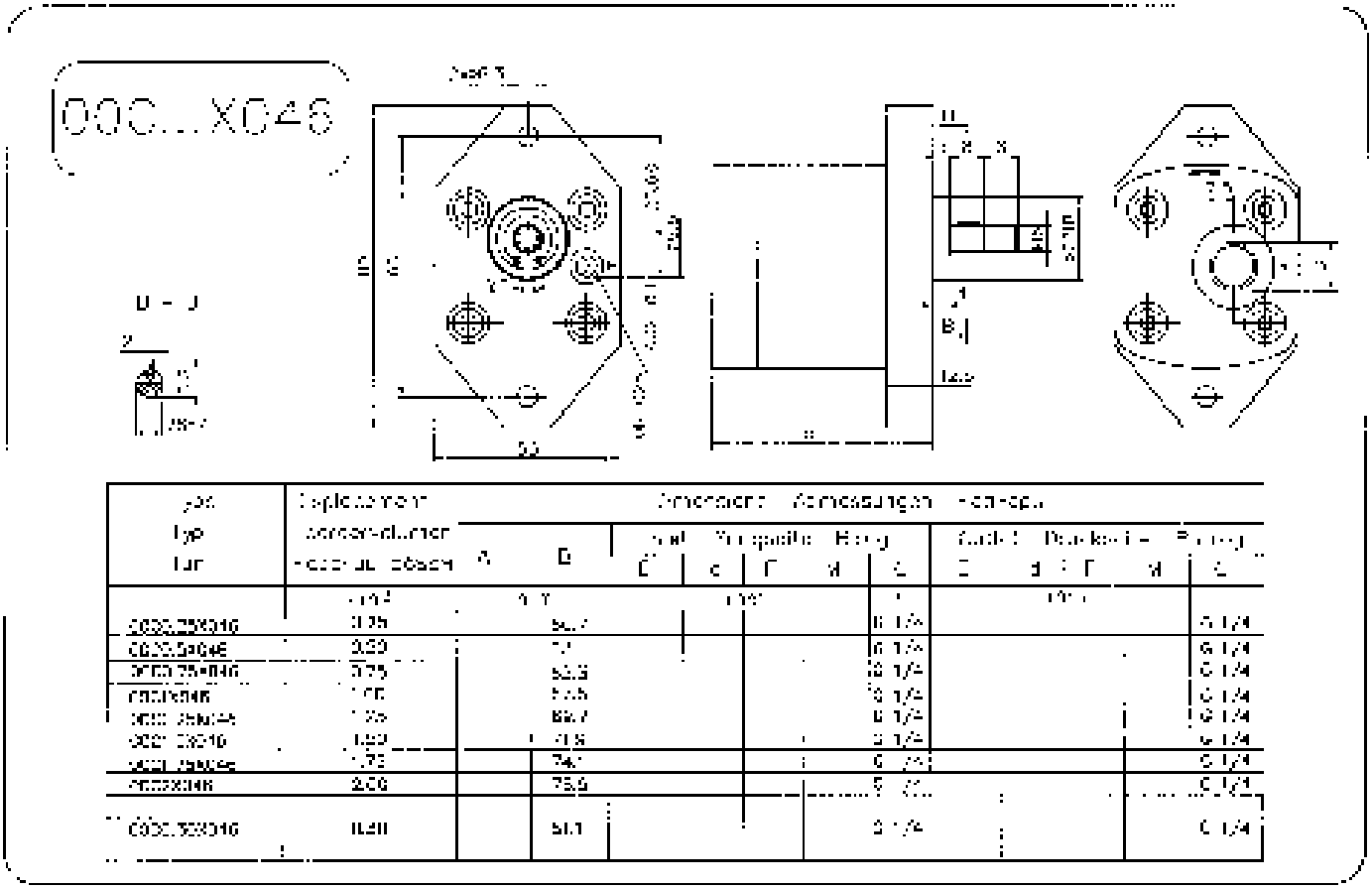
00C...XC46

00A...X047

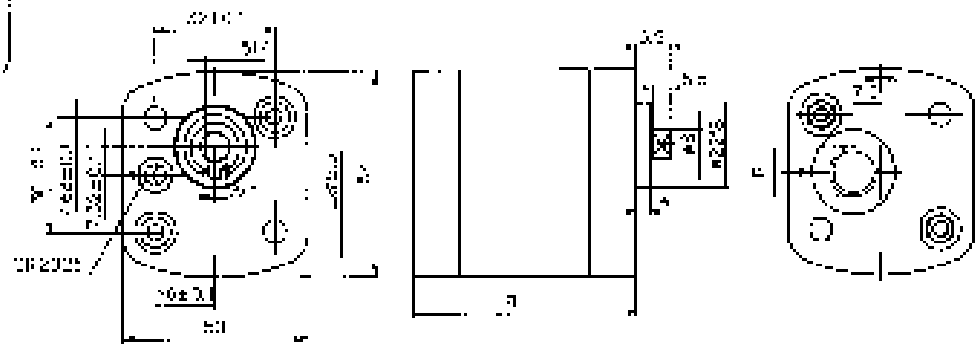

Type / Typ / Тип	Displacement / Fördervolumen / Рабочий объем	Dimensions / Abmessungen / Размеры A	B	Suction / Saugseite / Всасывание E	C	F	W	G	Outlet / Druckseite / Нагнетание F	G	K	W	G
	cm³	mm		mm					mm				
00A0.25X047	0.25		62.2					G 1/4					G 1/4
00A0.5X047	0.50		64.4					G 1/4					G 1/4
00A0.75X047	0.75		66.6					G 1/4					G 1/4
00A1X047	1.00		69					G 1/4					G 1/4
00A1.25X047	1.25		71.2					G 1/4					G 1/4
00A1.5X047	1.50		73.4					G 1/4					G 1/4
00A1.75X047	1.75		75.6					G 1/4					G 1/4
00A2X047	2.00		78					G 1/4					G 1/4
00A2.50X047	2.50		82.0					G 1/4					G 1/4

00C...X047

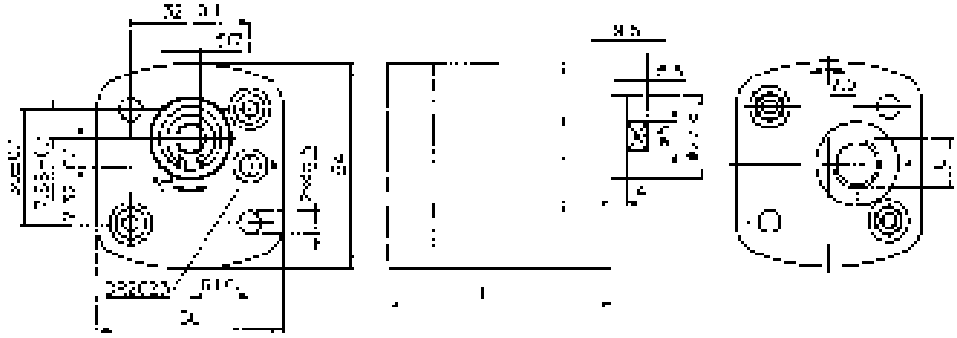

Type / Typ / Тип	Displacement / Fördervolumen / Рабочий объем	Dimensions / Abmessungen / Размеры A	B	Suction / Saugseite / Всасывание E	d	F	K	G	Outlet / Druckseite / Нагнетание E	d	F	K	G
	cm³	mm		mm					mm				
00C0.25X047	0.25		62.2					G 1/4					G 1/4
00C0.5X047	0.50		64.4					G 1/4					G 1/4
00C0.75X047	0.75		66.6					G 1/4					G 1/4
00C1X047	1.00		69					G 1/4					G 1/4
00C1.25X047	1.25		71.2					G 1/4					G 1/4
00C1.5X047	1.50		73.4					G 1/4					G 1/4
00C1.75X047	1.75		75.6					G 1/4					G 1/4
00C2X047	2.00		78					G 1/4					G 1/4
00C2.50X047	2.50		82.7					G 1/4					G 1/4

00A...X049

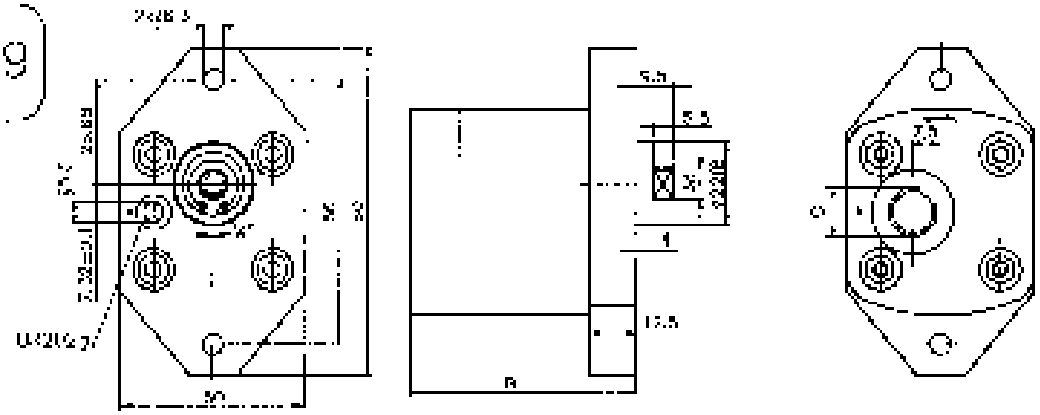

Type / Typ / Тип	Displacement / Fördervolumen / Рабочий объем	Dimensions / Abmessungen / Размеры A	B	Inlet / Saugseite / Вход b	d	F	M	G	Outlet / Druckseite / Выход b	d	F	M	G
	cm³	mm		mm				"	mm				"
00A0.25x049	0.25		60.7					G 1/4					
00A0.50x049	0.50		63					G 1/4					
00A0.75x049	0.75		65.3					G 1/4					
00A1x049	1.00		67.5					G 1/4					
00A1.25x049	1.25		69.7					G 1/4					
00A1.5x049	1.50		71.9					G 1/4					
00A1.75x049	1.75		74.1					G 1/4					
00A2x049	2.00		76.5					G 1/4					
00A0.30x049	0.30		61.1					G 1/4					

00C...X049

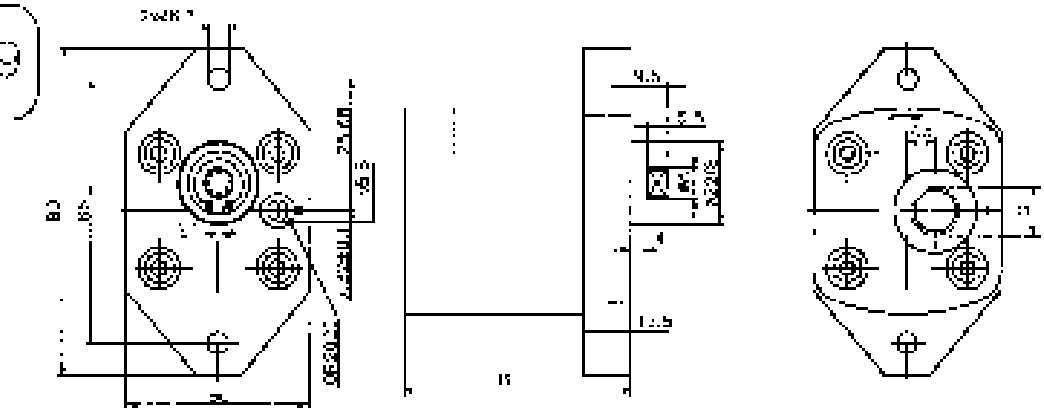

Type / Typ / Тип	Displacement / Fördervolumen / Рабочий объем	Dimensions / Abmessungen / Размеры A	B	Inlet / Saugseite / Вход b	d	F	M	G	Outlet / Druckseite / Выход b	d	F	M	G
	cm³	mm		mm				"	mm				"
00C0.25x049	0.25		60.7					G 1/4					
00C0.50x049	0.50		63					G 1/4					
00C0.75x049	0.75		65.3					G 1/4					
00C1x049	1.00		67.5					G 1/4					
00C1.25x049	1.25		69.7					G 1/4					
00C1.50x049	1.50		71.9					G 1/4					
00C1.75x049	1.75		74.1					G 1/4					
00C2x049	2.00		76.5					G 1/4					
00C0.30x049	0.30		61.1					G 1/4					

Hydraulic Gear Pumps
Hydraulische Zahnradpumpen
Шестеренные насосы
Gr 10 250 bar

Used symbols:	Bezeichnungen:	Обозначения:
q - displacement;	Foerdervolumen;	рабочий объем
p_{nom} - nominal pressure;	nominal Druck;	номинальное давление
n_{min} - minimal speed;	minimal Geschwindigkeit;	минимальная скорость
n_{nom} - nominal speed;	nominal Geschwindigkeit;	номинальная скорость
n_{max} - maximal speed;	maximal Geschwindigkeit;	максимальная скорость
P_{nom} - power at p_{nom} and n_{nom}	Leistung bei p_{nom} und n_{nom}	мощность при p_{nom} и n_{nom}
P_{max} - power at p_{nom} and n_{max}	Leistung bei p_{nom} und n_{max}	мощность при p_{nom} и n_{max}
volumetric efficiencies;	volumetrischer Wirkungsgrad;	объемный кпд
η_{qmin} - at min. speed;	bei min. Geschwindigkeit;	при мин. скорость
η_{qnom} - at nom. speed;	bei nom. Geschwindigkeit;	при ном. скорость
η_{qmax} - at max. speed;	bei max. Geschwindigkeit;	при макс. скорость
efficiencies;	Wirkungsgrad gesamt;	общий КПД.
η_{min} - at min. speed;	bei min. Geschwindigkeit;	при мин. скорость
η_{nom} - at nom. speed;	bei nom. Geschwindigkeit;	при ном. скорость
η_{max} - at max. speed;	bei max. Geschwindigkeit;	при ном. скорость

q	cm^3	1	1.25	1.6	2	2.5	3.15	3.65	4.2	5	5.7	6.1
p_{nom}	bar	250	250	250	250	250	250	250	250	250	200	200
n_{min}	min^{-1}	750	750	750	750	750	750	750	750	750	750	750
n_{nom}	min^{-1}	1500	1500	1500	1500	1500	1500	1500	1500	1500	1500	1500
n_{max}	min^{-1}	3500	3500	3500	3500	3500	3500	3500	3000	2500	2000	2000
η_{qmin}	%	78	78	78	78	79	79	79	79	79	80	80
η_{min}	%	70	70	70	70	71	71	71	71	71	72	72
η_{qnom}	%	91	91	91	92	92	92	92	92	92	93	93
η_{nom}	%	83	83	83	84	84	84	84	84	84	85	85
η_{qmax}	%	93	93	93	94	94	94	94	94	94	95	95
η_{max}	%	84	84	84	85	85	85	85	85	85	86	86
P_{nom}	kW	0.63	0.78	1	1.25	1.56	2	2.45	2.82	3.36	3.06	3.27
P_{max}	kW	1.46	1.82	2.71	2.92	3.65	4.6	5.71	5.63	4.47	4.07	4.35

10A...X097

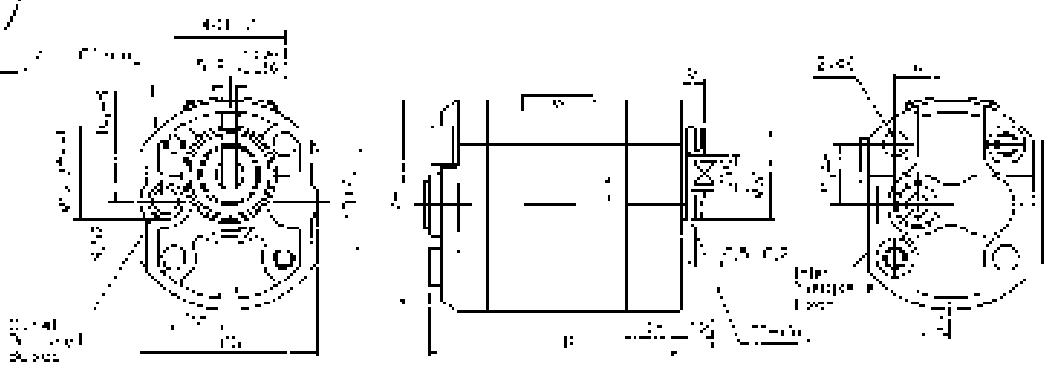

Type Typ Тип	Displacement Fördervolumen Производительность	Dimensions Abmessungen Размеры											
		A	B	Inlet Saugseite Вход				Outlet Druckseite Выход					
				E	d	F	H	G	E	d	F	H	G
	cm³	mm				mm					mm		
10A1X097			81,0					G3/4					
10A1,25X097	1,25		82,0					G3/4					
10A1,6X097	1,60		83,6					G3/4					
10A2X097	2		85,2					G3/4					
10A2,5X097	2,5		87,2					G3/4					
10A3,15X097	3,15		89,8					G3/4					
10A3,55X097	3,55		91,0					G3/4					
10A4X097	4,0		92,1					G3/4					
10A5X097	5		94,1					G3/4					
10A6,3X097	6,3		96,7					G3/4					
10A7,1X097	7,1		98,7					G3/4					

10C...X027

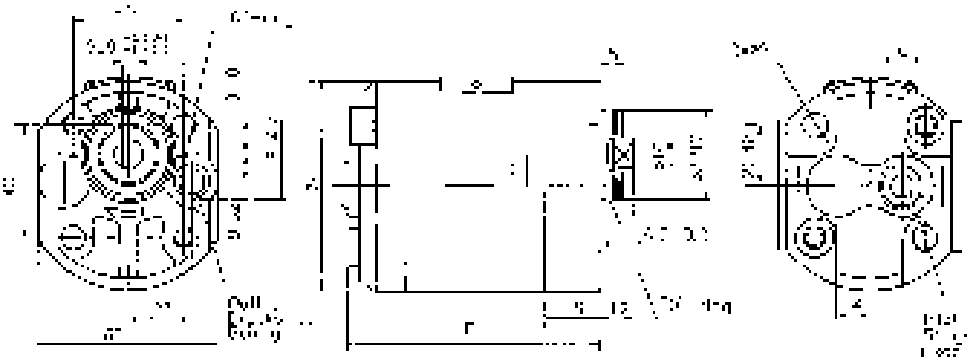

Type Typ Тип	Displacement Fördervolumen Производительность	Dimensions Abmessungen Размеры											
		A	D	Inlet Saugseite Вход				Outlet Druckseite Выход					
				E	d	F	H	G	E	d	F	H	G
	cm³	mm				mm					mm		
10C1X027	1		81,0					G3/4					
10C1,25X027	1,25		82,0					G3/4					
10C1,6X027	1,6		83,3					G3/4					
10C2X027	2		84,7					G3/4					
10C2,5X027	2,5		87,2					G3/4					
10C3,15X027	3,15		89,8					G3/4					
10C3,55X027	3,55		91,3					G3/4					
10C4,25X027	4,2		94,1					G3/4					
10C5X027	5		97,1					G3/4					
10C5,6X027	5,7		98,9					G3/4					
10C6,3X027	6,3		101,7					G3/4					

Hydraulic Gear Pumps
Hydraulische Zahnradpumpen
Шестеренные насосы

Gr. 10 250 Bar

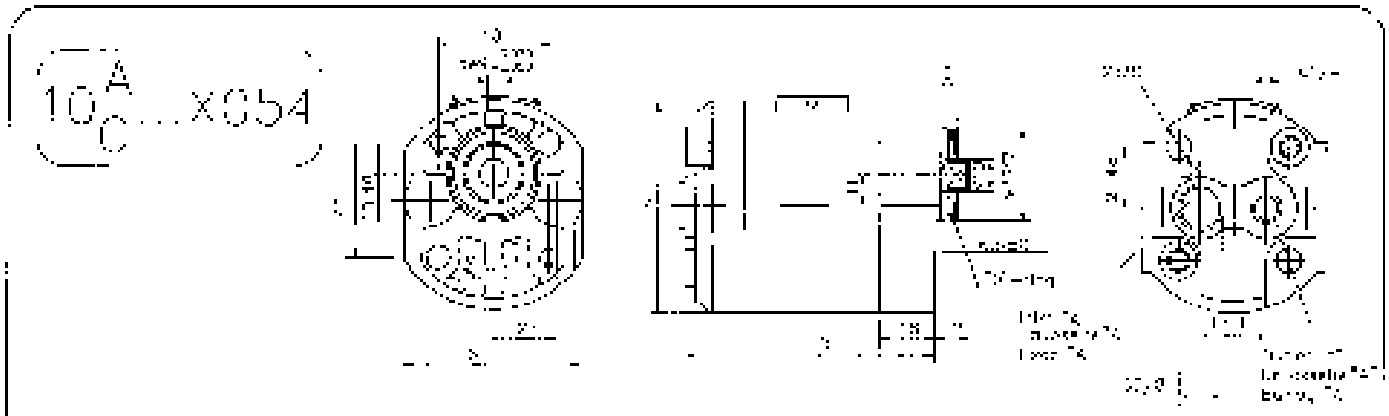

Type / Typ / Тип	Displacement / Fördervolumen / Рабочий объем	A	B	Inlet / Saugseite / Вход					Outlet / Druckseite / Выход					
				C	D	E	F	G	H	I	J	K	L	M
	cm³	mm		mm					mm					
10A0/0,8X02	1	[illegible]	[illegible]					G3/8						G1/4
10A0/0,25X04	1,25	[illegible]	82,0					G3/8						G1/4
10A0/0,6X04	1,6	[illegible]	82,5					G3/8						G1/4
10A0/0,8X04	2	[illegible]	86,2					G3/8						G1/4
10A0/0,8X06	2,5	[illegible]	87,2					G3/8						G1/4
10A0/0,4,1X06	3,15	[illegible]	[illegible]					G3/8						G1/4
10A0/0,85X04	3,55	[illegible]	[illegible]					G3/8						G1/4
10A0/0,9X04	4,2	[illegible]	94,1					G3/8						G1/4
10A0/0,9X06	5	[illegible]	97,2					G3/8						G1/4
10A0/0,9X08	5,7	[illegible]	100,1					G3/8						G1/4
10A0/0,9X10	6,3	[illegible]	101,8					G3/8						G1/4

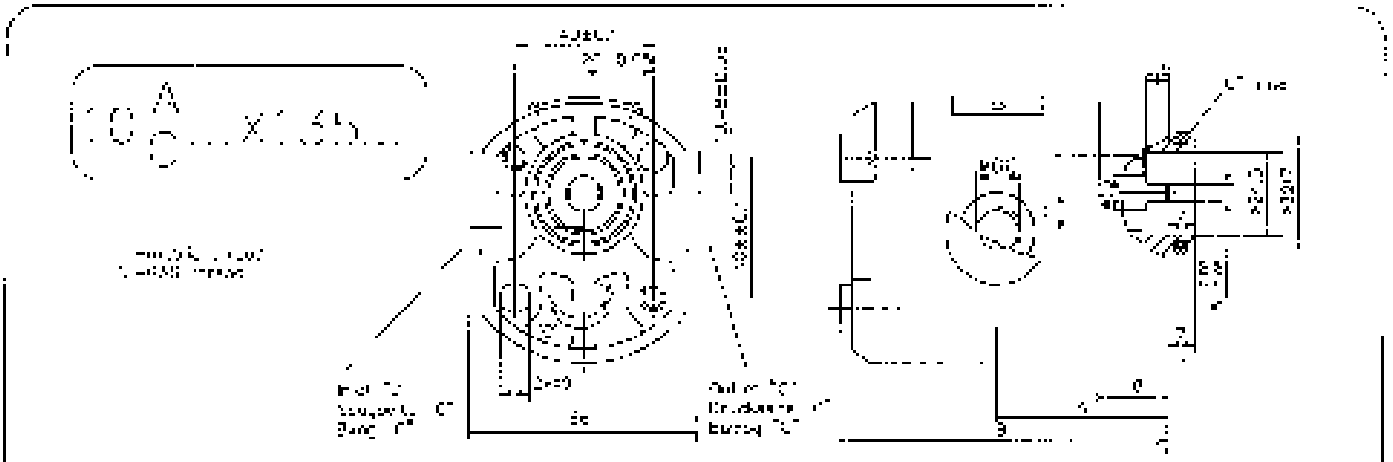

Type / Typ / Тип	Displacement / Fördervolumen / Рабочий объем	A	B	Inlet / Saugseite / Вход					Outlet / Druckseite / Выход					
				C	D	E	F	G	H	I	J	K	L	M
	cm³	mm		mm					mm					
10A0/1,0X05	1	[illegible]	[illegible]					M16x1,5	3/8"				M16x1,5	3/8"
10A0/1,25X05	1,25	[illegible]	82,0					M16x1,5	3/8"				M16x1,5	3/8"
10A0/1,6X05	1,6	[illegible]	83,0					M16x1,5	3/8"				M16x1,5	3/8"
10A0/2X05	2	[illegible]	85,2					M16x1,5	3/8"				M16x1,5	3/8"
10A0/2,5X05	2,5	[illegible]	[illegible]					M16x1,5	3/8"				M16x1,5	3/8"
10A0/3,15X05	3,15	[illegible]	95,8					M16x1,5	3/8"				M16x1,5	3/8"
10A0/3,55X05	3,55	[illegible]	[illegible]					M20x1,5	1/2"				M16x1,5	1/2"
10A0/4,2X05	4,2	[illegible]	94,1					M20x1,5	1/2"				M16x1,5	1/2"
10A0/5X05	5	[illegible]	96,2					M20x1,5	1/2"				M16x1,5	1/2"
10A0/5,7X05	5,7	[illegible]	100,1					M20x1,5	1/2"				M16x1,5	1/2"
10A0/6,3X05	6,3	[illegible]	101,8					M20x1,5	1/2"				M16x1,5	1/2"

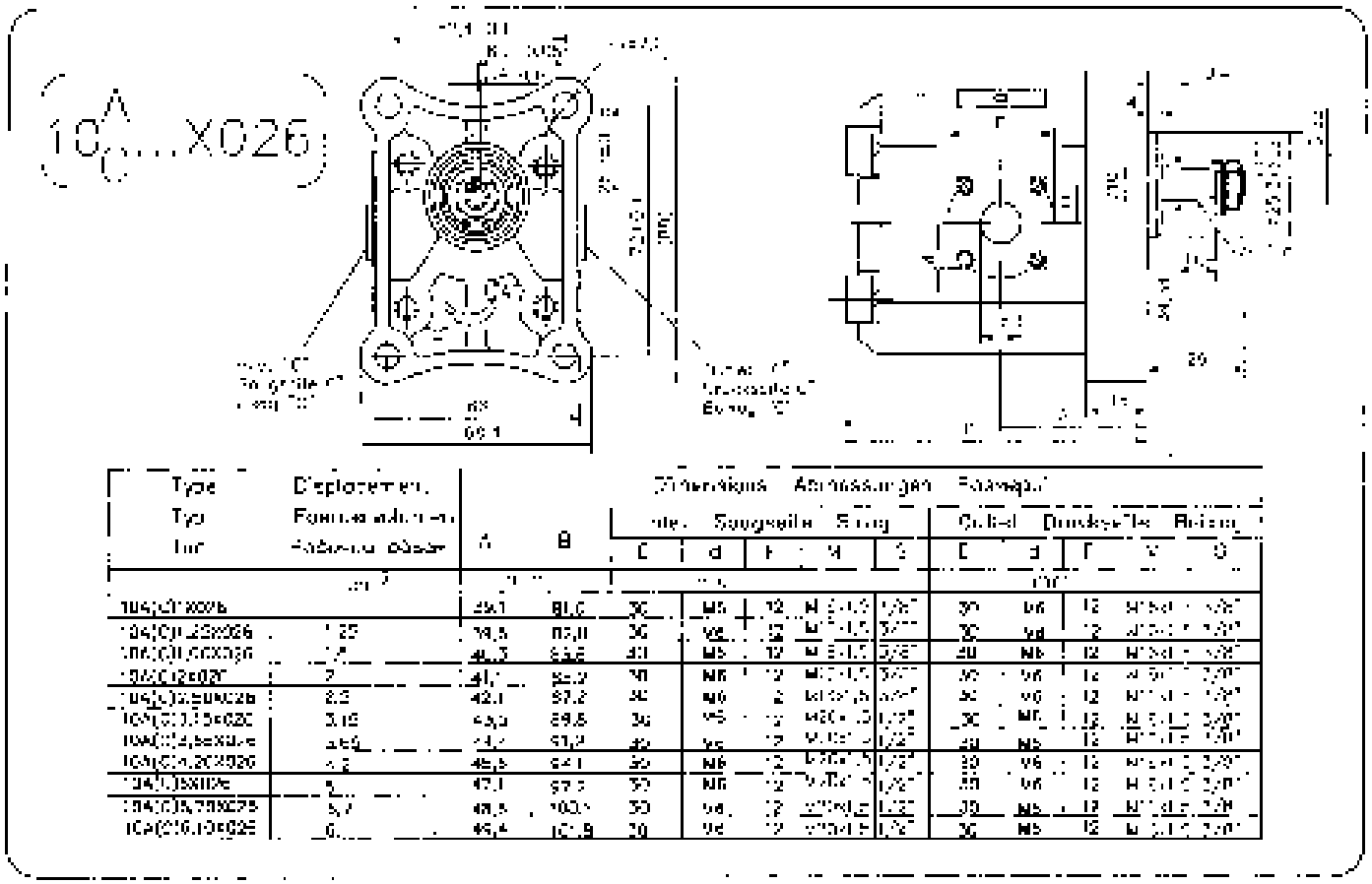

Type / Typ / Тип	Displacement / Fördermenge / Подача	A	B	Inlet / Saugseite / Всас C	d	F	M	S	Outlet / Druckseite / Нагнет. C	d	F	M	S
	cm³	mm											
104/01X026		29,1	81,0	30	M5	12	M [illegible]	1/2"	30	M6	12	M [illegible]	3/4"
104/01,25X026	1,25	34,5	85,0	30	M6	12	M [illegible]	3/4"	30	M6	12	M [illegible]	3/4"
104/01,6X026	1,6	36,3	85,6	30	M5	12	M [illegible]	3/4"	30	M5	12	M [illegible]	3/4"
104/02X026	2	41,1	85,2	30	M6	12	M [illegible]	3/4"	30	M6	12	M [illegible]	3/4"
104/02,5X026	2,5	42,1	87,2	30	M6	12	M [illegible]	3/4"	30	M6	12	M [illegible]	3/4"
104/03,15X026	3,15	43,9	89,8	30	M5	12	M [illegible]	1/2"	30	M5	12	M [illegible]	3/4"
104/04,0X026	4,0	44,7	91,2	30	M6	12	M [illegible]	1/2"	30	M5	12	M [illegible]	3/4"
104/04,2X026	4,2	45,5	94,1	30	M6	12	M [illegible]	1/2"	30	M6	12	M [illegible]	3/4"
104/05X026	5	47,1	97,3	30	M6	12	M [illegible]	1/2"	30	M6	12	M [illegible]	3/4"
104/05,7X026	5,7	48,5	100,3	30	M6	12	M [illegible]	1/2"	30	M5	12	M [illegible]	3/4"
104/06,3X026	6,3	49,4	102,9	30	M6	12	M [illegible]	1/2"	30	M5	12	M [illegible]	3/4"

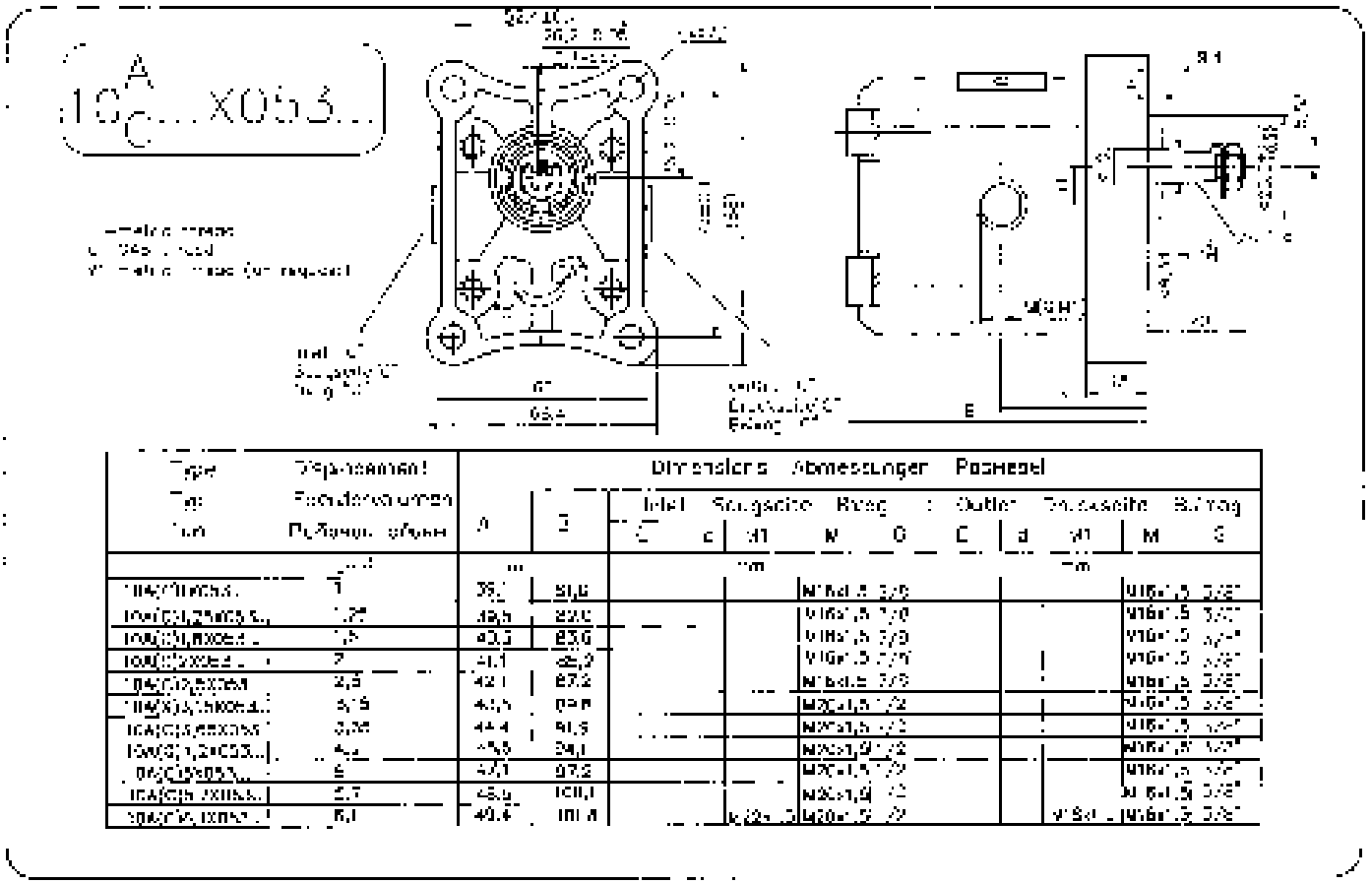

Type / Typ / Тип	Displacement / Fördermenge / Подача	A	B	Inlet / Saugseite / Всас C	d	M	S	Outlet / Druckseite / Нагнет. C	d	M	S
	cm³	mm									
104/01X053	1	35,[illegible]	91,6			M [illegible]	3/8			M16x1,5	3/4"
104/01,25X053	1,25	38,5	92,0			M16x1,5	3/8			M16x1,5	3/4"
104/01,6X053	1,6	40,3	93,6			M16x1,5	3/8			M16x1,5	3/4"
104/02X053	2	41,1	95,2			M16x1,5	3/8			M16x1,5	3/4"
104/02,5X053	2,5	42,1	97,2			M [illegible]	3/8			M16x1,5	3/4"
104/03,15X053	3,15	43,9	99,8			M22x1,5	1/2			M16x1,5	3/4"
104/04,0X053	3,95	44,4	91,5			M22x1,5	1/2			M16x1,5	3/4"
104/04,2X053	4,2	45,5	94,1			M22x1,5	1/2			M16x1,5	3/4"
104/05X053	5	47,1	97,2			M22x1,5	1/2			M16x1,5	3/4"
104/05,7X053	5,7	48,5	100,1			M22x1,5	1/2			M16x1,5	3/4"
104/06,3X053	6,1	49,4	101,8		M20x1,5	M20x1,5	1/2		M16x1,5	M16x1,5	3/4"

Hydraulic Gear Pumps
Hydraulische Zahnradpumpen
Шестеренные насосы

Gr. 10 250 Bar

10 A/C ...X055

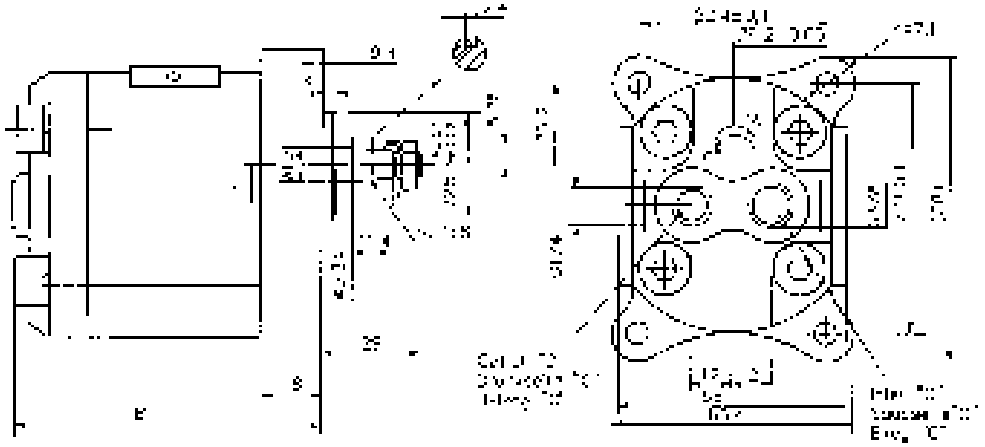

Type / Typ / Тип	Displacement / Foerdervolumen / Рабочий объем	Dimensions / Abmessungen / Размеры A	B	Inlet / Saugseite / Всас. D	E	Base / Basis / Основ. K	G	Outlet / Druckseite / Нагнет. E	F	Heizog / Heizung / Отопл. K	G
	cm³	mm		mm				mm			
10A/C1X055	1	81,1					G3/8				G1/4
10A/C1,25X055	1,25	82,0					G3/8				G1/4
10A/C1,6X055	1,6	83,6					G3/8				G1/4
10A/C2X055	2	85,2					G3/8				G1/4
10A/C2,5X055	2,5	87,2					G3/8				G1/4
10A/C3,15X055	3,15	89,8					G3/8				G1/4
10A/C3,55X055	3,55	91,8					G3/8				G1/4
10A/C4,25X055	4,25	94,7					G3/8				G1/4
10A/C5X055	5	97,7					G3/8				G1/4
10A/C5,7X055	5,7	100,1					G3/8				G1/4
10A/C6,3X055	6,3	102,9					G3/8				G1/4

10 A/C ...X056

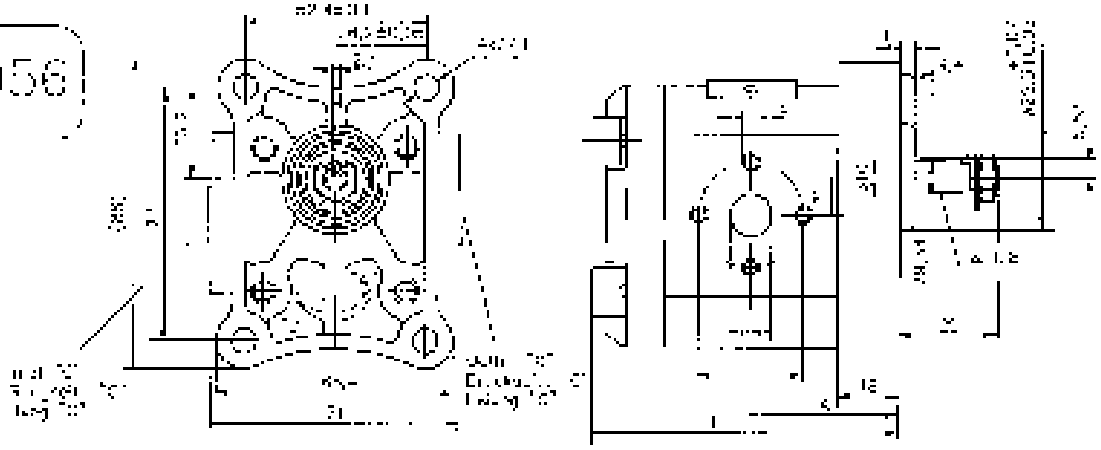

Type / Typ / Тип	Displacement / Foerdervolumen / Рабочий объем	Dimensions / Abmessungen / Размеры A	B	Inlet / Saugseite / Всас. D	E	Base / Basis / Основ. K	G	Outlet / Druckseite / Нагнет. E	F	Heizog / Heizung / Отопл. K	G
	cm³	mm		mm				mm			
10A/C1X056	1	79,1	81,0	20	M6	12	M10x1,5	G3/8	20	M6	12	M10x1,5	G1/4
10A/C1,25X056	1,25	80,5	82,0	20	M6	12	M10x1,5	G3/8	20	M6	12	M10x1,5	G1/4
10A/C1,6X056	1,6	82,3	83,6	20	M6	12	M10x1,5	G3/8	20	M6	12	M10x1,5	G1/4
10A/C2X056	2	83,7	85,2	20	M6	12	M10x1,5	G3/8	20	M6	12	M10x1,5	G1/4
10A/C2,5X056	2,5	85,7	87,2	20	M6	12	M10x1,5	G3/8	20	M6	12	M10x1,5	G1/4
10A/C3,15X056	3,15	88,3	89,8	20	M6	12	M10x1,5	G3/8	20	M6	12	M10x1,5	G1/4
10A/C3,55X056	3,55	90,3	91,8	20	M6	12	M10x1,5	G3/8	20	M6	12	M10x1,5	G1/4
10A/C4,25X056	4,25	93,2	94,7	20	M6	12	M10x1,5	G3/8	20	M6	12	M10x1,5	G1/4
10A/C5X056	5	95,7	97,7	20	M6	12	M10x1,5	G3/8	20	M6	12	M10x1,5	G1/4
10A/C5,7X056	5,7	98,1	100,1	20	M6	12	M10x1,5	G3/8	20	M6	12	M10x1,5	G1/4
10A/C6,3X056	6,3	100,9	102,9	20	M6	12	M10x1,5	G3/8	20	M6	12	M10x1,5	G1/4

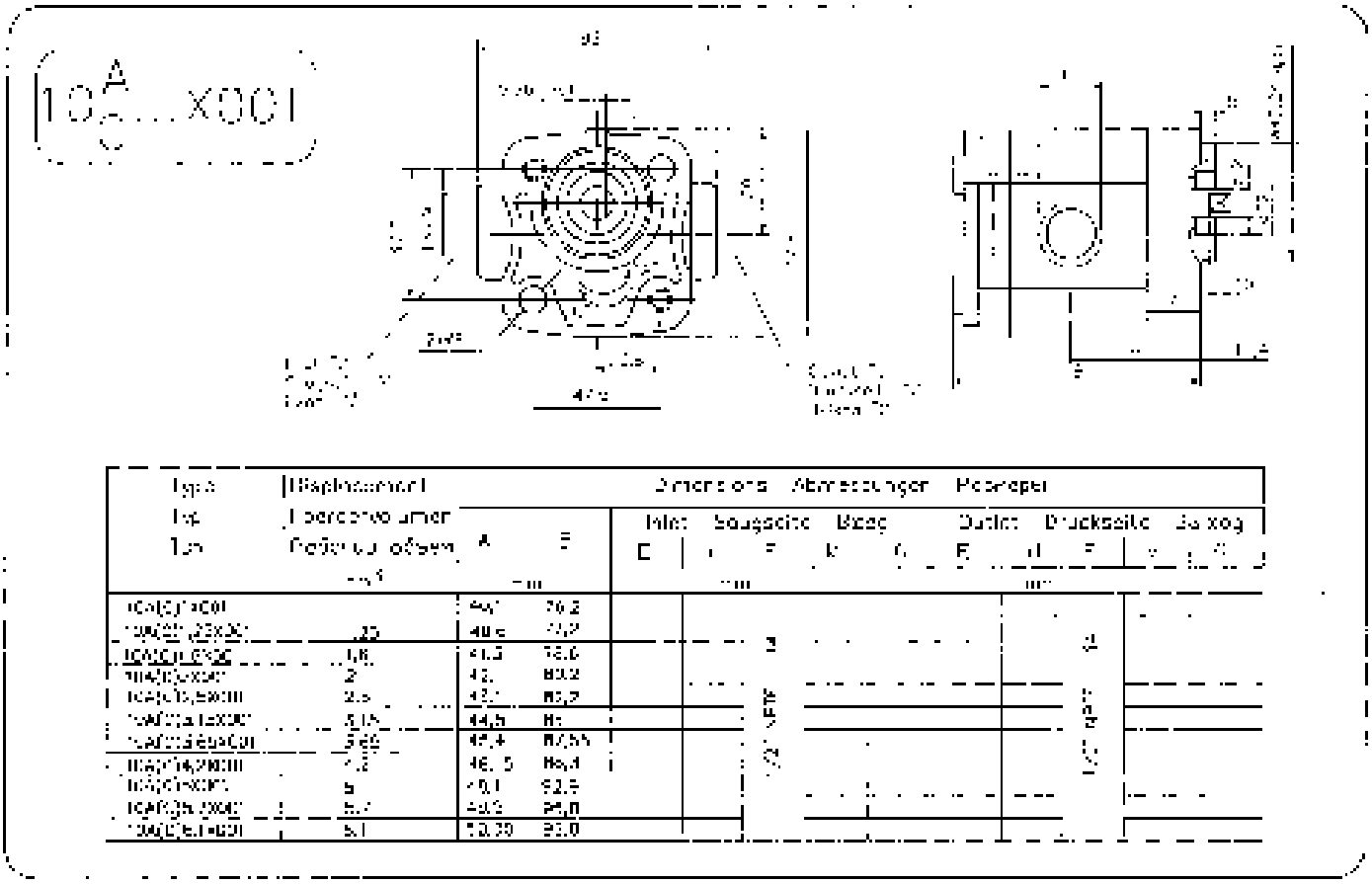

Type / Typ / Тип	Displacement / Fördervolumen / Рабочий объем	Dimensions / Abmessungen / Размеры A	B	Inlet / Saugseite / Всас E	d	F	k	G	Outlet / Druckseite / Нагнетание E	d	F	k	G
	cm³	mm		mm					mm				
10A(C)1,6X01		40,7	70,2										
10A(C)1,6X02	1,6	40,6	77,2										
10A(C)1,6X06	1,6	41,3	78,6										
10A(C)2X01	2	42,	80,2										
10A(C)2,5X01	2,5	42,	83,2										
10A(C)3,15X01	3,15	44,5	86										
10A(C)3,15X02	3,15	45,4	87,55										
10A(C)4,2X01	4,2	46, 5	89,4										
10A(C)5X01	5	48,1	92,5										
10A(C)5,6X01	5,6	49,3	95,0										
10A(C)6,3X01	6,3	50,39	97,0										

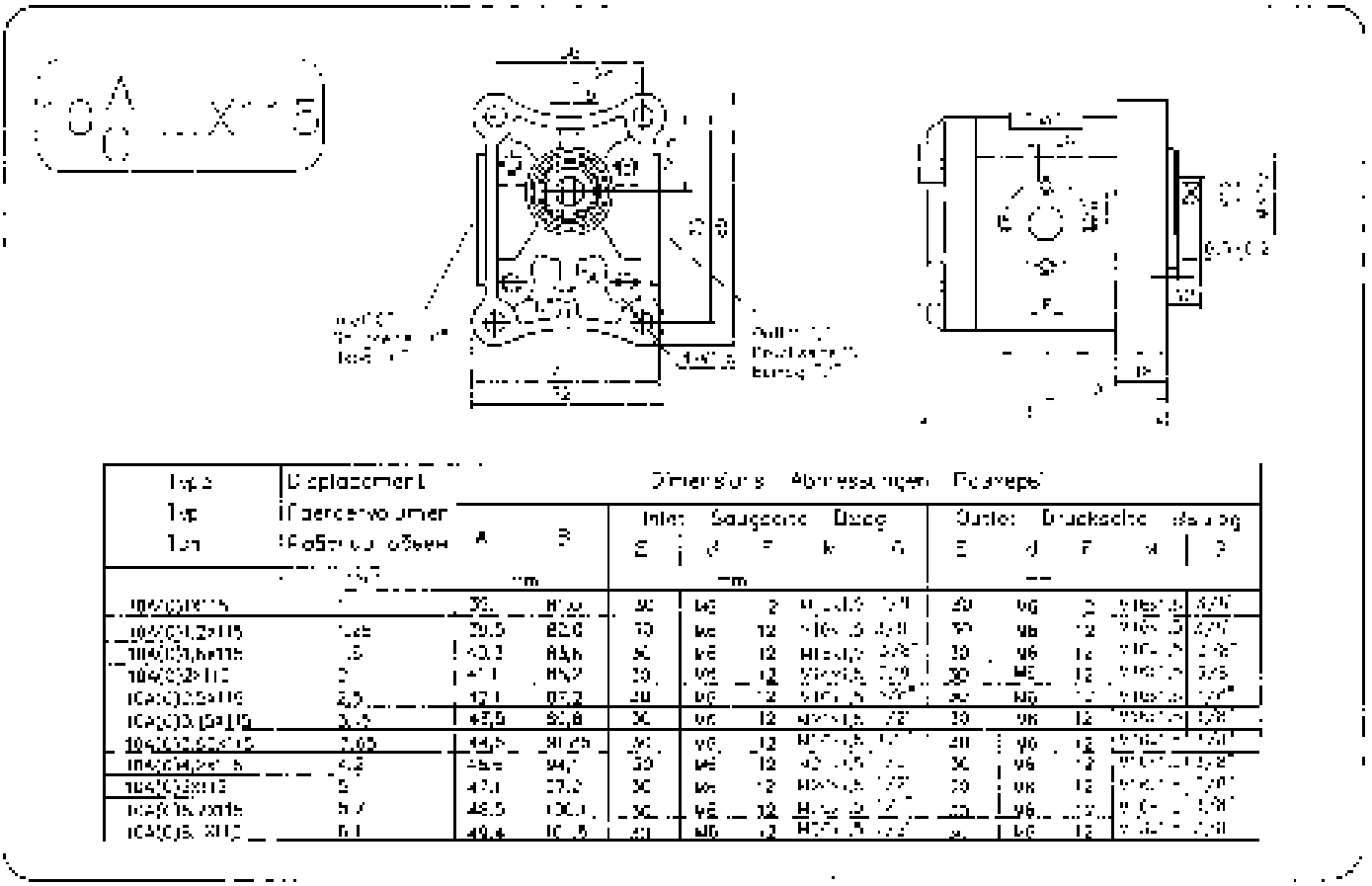

Type / Typ / Тип	Displacement / Fördervolumen / Рабочий объем	Dimensions / Abmessungen / Размеры A	B	Inlet / Saugseite / Всас E	d	F	k	G	Outlet / Druckseite / Нагнетание E	d	F	k	G
	cm³	mm		mm					mm				
10A(C)1X115	1	38,	81,0	30	96	2	[illegible]	[illegible]	30	96	2	[illegible]	[illegible]
10A(C)1,25X115	1,25	39,5	82,6	30	96	12	[illegible]	[illegible]	30	96	12	[illegible]	[illegible]
10A(C)1,6X115	1,6	40,3	84,4	30	96	12	[illegible]	[illegible]	30	96	12	[illegible]	[illegible]
10A(C)2X115	2	41,1	86,2	30	96	12	[illegible]	[illegible]	30	96	12	[illegible]	[illegible]
10A(C)2,5X115	2,5	42,1	87,2	30	96	12	[illegible]	[illegible]	30	96	12	[illegible]	[illegible]
10A(C)3,15X115	3,15	43,5	90,8	30	96	12	[illegible]	[illegible]	30	96	12	[illegible]	[illegible]
10A(C)3,55X115	3,55	44,5	91,65	30	96	12	[illegible]	[illegible]	30	96	12	[illegible]	[illegible]
10A(C)4,25X115	4,2	45,6	94,7	30	96	12	[illegible]	[illegible]	30	96	12	[illegible]	[illegible]
10A(C)5X115	5	47,1	97,2	30	96	12	[illegible]	[illegible]	30	96	12	[illegible]	[illegible]
10A(C)5,7X115	5,7	48,5	100,1	30	96	12	[illegible]	[illegible]	30	96	12	[illegible]	[illegible]
10A(C)6,3X115	6,1	49,4	101,5	30	96	12	[illegible]	[illegible]	30	96	12	[illegible]	[illegible]

Hydraulic Gear Pumps
Hydraulische Zahnradpumpen
Шестеренные насосы

Gr. 10 250 Bar

10A...X125

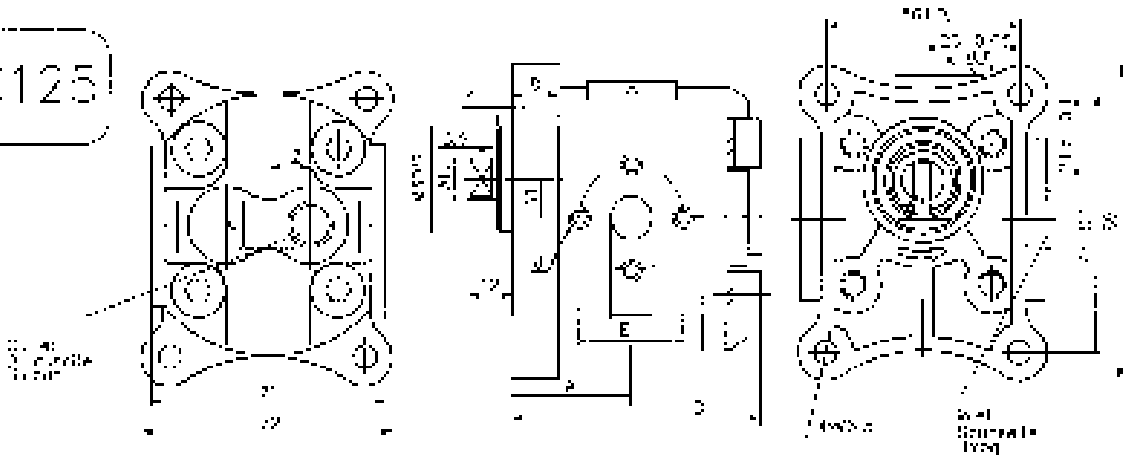

Type Typ Тип	Displacement Fördervolumen Рабочий объем	Dimensions Abmessungen Размеры A	D	Inlet Saugseite Всасывание L	c	-	M	C	Outlet Druckseite Нагнетание a	d	f	M	C
	cm³	mm		mm					mm				
10A1,6X125	1	39,1	61,8	30	M6	12							01/4
10A1,2X125	1,25	39,5	62,0	30	M6	12							01/4
10A1,6X125	1,6	40,3	63,6	30	M6	12							01/4
10A2X125	2	41,1	65,2	30	M6	12							01/4
10A2,5X125	2,5	42,1	67,2	30	M6	12							01/4
10A3,15X125	3,15	43,5	69,8	30	M6	12							01/4
10A3,65X125	3,65	44,4	71,8	30	M6	12							01/4
10A4,2X125	4,2	45,5	74,1	30	M6	12							01/4
10A5X125	5	47,1	77,2	30	M6	12							01/4
10A5,7X125	5,7	48,5	80,1	30	M6	12							01/4
10A6,1X125	6,1	49,4	81,8	30	M6	12							01/4

10C...X125

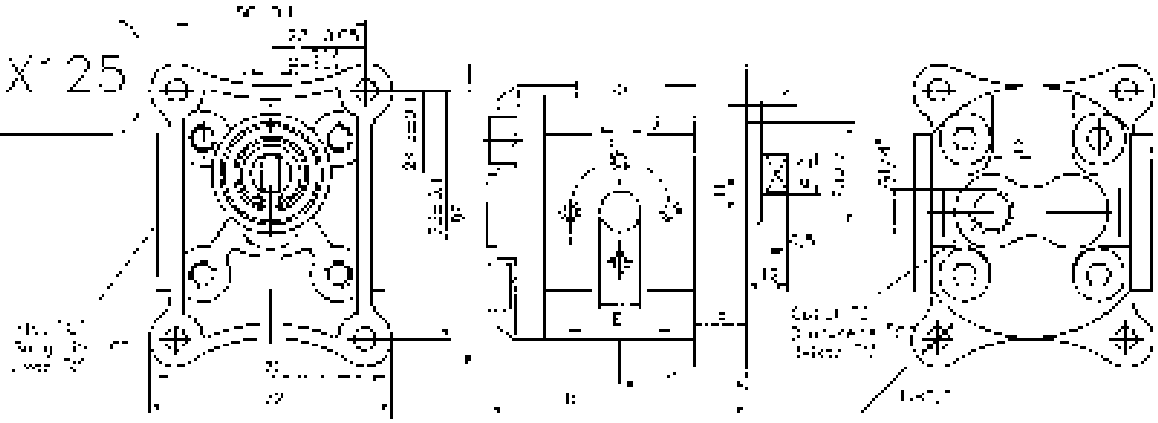

Type Typ Тип	Displacement Fördervolumen Рабочий объем	Dimensions Abmessungen Размеры A	D	Inlet Saugseite Всасывание E	a	f	c	C	Outlet Druckseite Нагнетание D	j	d	f	M	C
	cm³	mm		mm					mm					
10C1X125	1	39,1	81,0	30	M6	12								01/4
10C1,25X125	1,25	39,5	82,0	30	M6	12								01/4
10C1,6X125	1,6	40,3	83,6	30	M6	12								01/4
10C2X125	2	41,1	85,2	30	M6	12								01/4
10C2,5X125	2,5	42,1	87,2	30	M6	12								01/4
10C3,15X125	3,15	43,5	89,8	30	M6	12								01/4
10C3,65X125	3,65	44,4	91,8	30	M6	12								01/4
10C4,2X125	4,2	45,5	94,1	30	M6	12								01/4
10C5X125	5	47,1	97,2	30	M6	12								01/4
10C5,7X125	5,7	48,5	100,1	30	M6	12								01/4
10C6,1X125	6,1	49,4	101,8	30	M6	12								01/4

Hydraulic Gear Pumps
Hydraulische Zahnradpumpen
Шестеренные насосы

Gr. 10 250 Bar

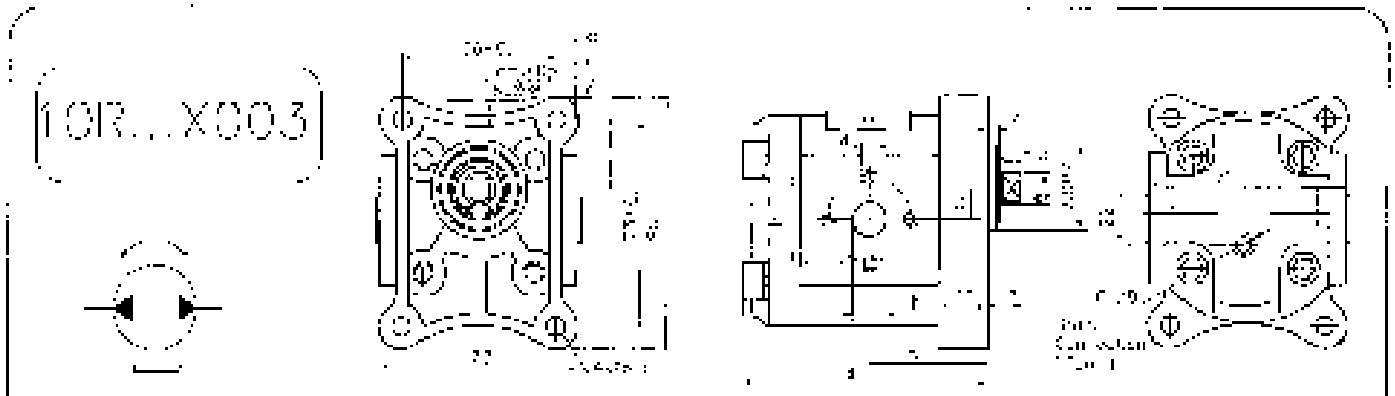

Type / Typ / Тип	Displacement / Fördervolumen / Рабочий объем	Dimensions / Abmessungen / Размеры		Inlet / Saugseite / Вход					Outlet / Druckseite / Выход		
		A	B	E	d	F	H	G	E	d	F
	cm³	mm		mm					mm		
10R1X0-E	1	59,1	87,0	30	M6	12			30	M6	12
10R1,25X003	1,25	59,6	82,6	30	M6	12			30	M6	12
10R1,6X003	1,6	60,3	83,3	30	M6	12			30	M6	12
10R2X003	2	61,1	85,2	30	M6	12			30	M6	12
10R2,5X003	2,5	62,1	86,2	30	M6	12			30	M6	12
10R3,15X003	3,15	63,5	89,6	30	M6	12			30	M6	12
10R3,55X003	3,55	64,4	91,6	30	M6	12			30	M6	12
10R4,0X003	4,0	65,5	94,1	30	M6	12			30	M6	12
10R4X003	4	67,1	97,2	30	M6	12			30	M6	12
10R5,0X003	5,0	68,5	100,1	30	M6	12			30	M6	12
10R5,5X003	5,5	69,4	101,8	30	M6	12			30	M6	12

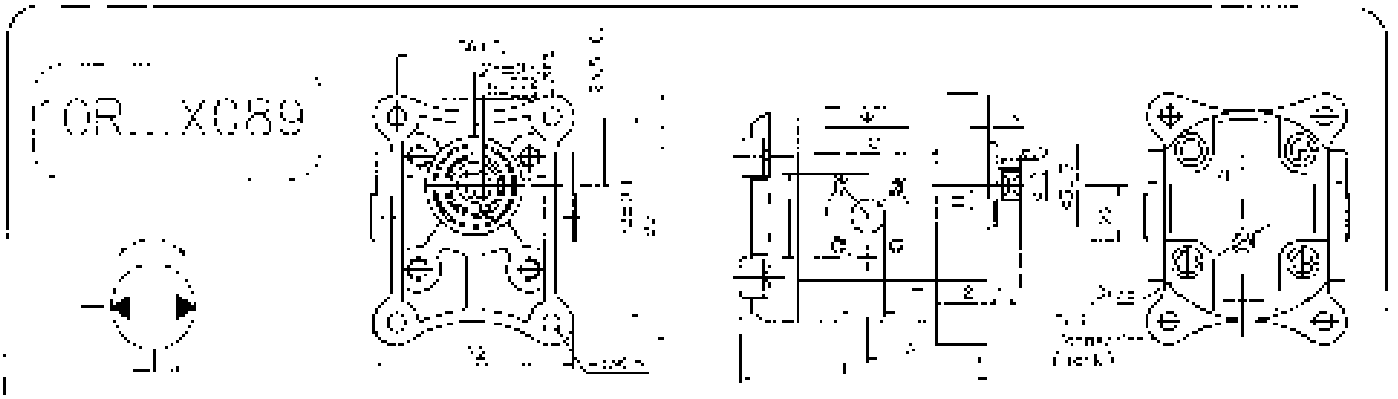

Type / Typ / Тип	Displacement / Fördervolumen / Рабочий объем	Dimensions / Abmessungen / Размеры		Inlet / Saugseite / Вход					Outlet / Druckseite / Выход		
		A	B	E	d	F	H	G	E	d	F
	cm³	mm		mm					mm		
10R1X089	1	59,1	87,0	30	M6	12			30	M6	12
10R1,25X089	1,25	59,6	88,0	30	M6	12			30	M6	12
10R1,6X089	1,6	60,3	89,5	30	M6	12			30	M6	12
10R2X089	2	61,1	89,2	30	M6	12			30	M6	12
10R2,5X089	2,5	62,1	90,2	30	M6	12			30	M6	12
10R3,15X089	3,15	63,5	93,0	30	M6	12			30	M6	12
10R3,55X089	3,55	64,4	94,5	30	M6	12			30	M6	12
10R4,0X089	4,0	65,5	96,1	30	M6	12			30	M6	12
10R4X089	4	67,1	99,2	30	M6	12			30	M6	12
10R5,0X089	5,0	68,5	102,1	30	M6	12			30	M6	12
10R5,5X089	5,1	69,4	103,8	30	M6	12			30	M6	12

10A...X05

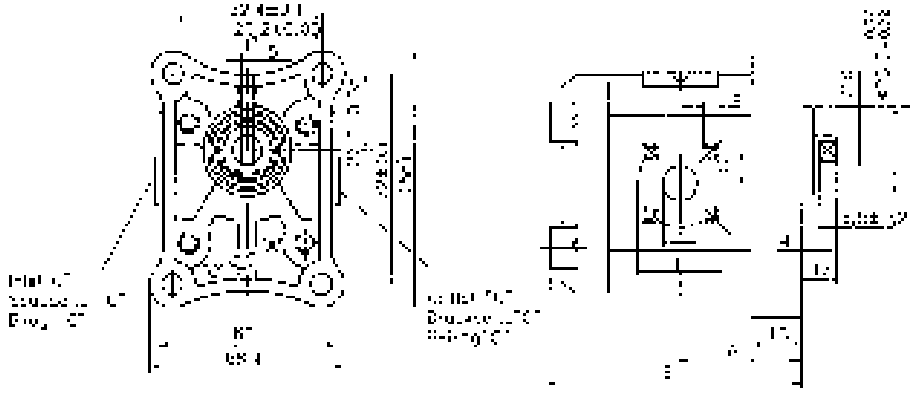

Type / Typ / Тип	Displacement / Fördervolumen / Рабочий объем	Dimensions / Abmessungen / Размеры											
		A	B	Inlet / Saugseite / Всасывание					Outlet / Druckseite / Нагнетание				
				D	d	F	M	S	D	d	F	M	S
	cm³	mm											
10A(C)1,0X05/	1	39,1	81,0	30	M6	12	M16x1,5	G3/8	30	M6	13	M16x1,5	G3/8
10A(C)1,25X05/	1,25	39,5	82,0	30	M6	12	M16x1,5	G3/8	30	M6	13	M16x1,5	G3/8
10A(C)1,6X05/	1,6	40,3	83,6	30	M6	12	M16x1,5	G3/8	30	M6	13	M16x1,5	G3/8
10A(C)2X05/	2	41,1	85,2	30	M6	12	M16x1,5	G3/8	30	M6	13	M16x1,5	G3/8
10A(C)2,5X05/	2,5	42,1	87,2	30	M6	12	M16x1,5	G3/8	30	M6	13	M16x1,5	G3/8
10A(C)3,15X05/	3,15	44,5	88,6	30	M6	12	M20x1,5	G1/2	30	M6	13	M16x1,5	G3/8
10A(C)3,65X05/	3,65	44,4	91,8	30	M6	12	M20x1,5	G1/2	30	M6	13	M16x1,5	G3/8
10A(C)4,2X05/	4,2	45,5	94,1	30	M6	12	M20x1,5	G1/2	30	M6	13	M16x1,5	G3/8
10A(C)5X05/	5	47,1	97,2	30	M6	12	M20x1,5	G1/2	30	M6	13	M16x1,5	G3/8
10A(C)5,7X05/	5,7	48,5	100,1	30	M6	12	M20x1,5	G1/2	30	M6	13	M16x1,5	G3/8
10A(C)6,1X05/	6,1	49,4	101,9	30	M6	12	M20x1,5	G1/2	30	M6	13	M16x1,5	G3/8

10A...X15

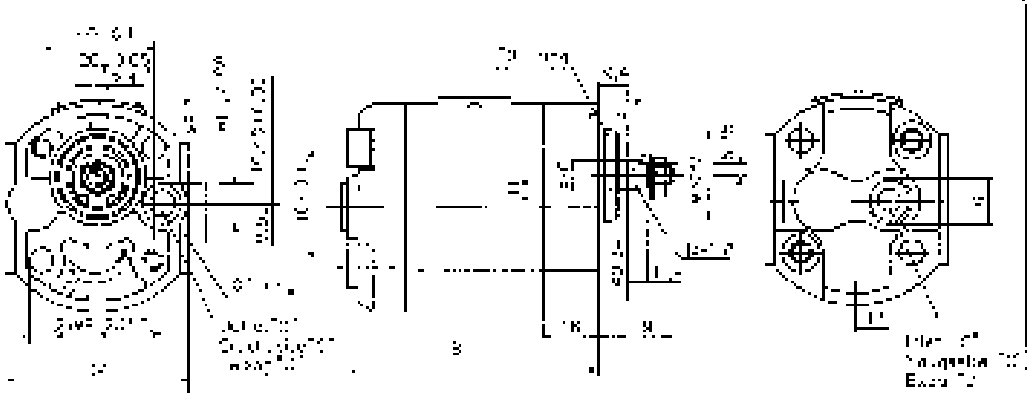

Type / Typ / Тип	Displacement / Fördervolumen / Рабочий объем	Dimensions / Abmessungen / Размеры											
		A	B	Inlet / Saugseite / Всасывание					Outlet / Druckseite / Нагнетание				
				D	d	F	M	S	D	d	F	M	S
	cm³	mm											
10A(C)1X15/	1		81,0					G3/8					
10A(C)1,25X15/	1,25		82,0					G3/8					
10A(C)1,6X15/	1,6		83,6					G3/8					
10A(C)2X15/	2		85,2					G3/8					
10A(C)2,5X15/	2,5		87,2					G3/8					
10A(C)3,15X15/	3,15		88,6					G3/8					
10A(C)3,65X15/	3,65		91,8					G3/8					
10A(C)4,2X15/	4,2		94,1					G3/8					
10A(C)5X15/	5		97,2					G3/8					
10A(C)5,7X15/	5,7		100,1					G3/8					
10A(C)6,1X15/	6,1		101,7					G3/8					

Hydraulic Gear Pumps
Hydraulische Zahnradpumpen
Шестеренные насосы

Gr. 10 250 Bar

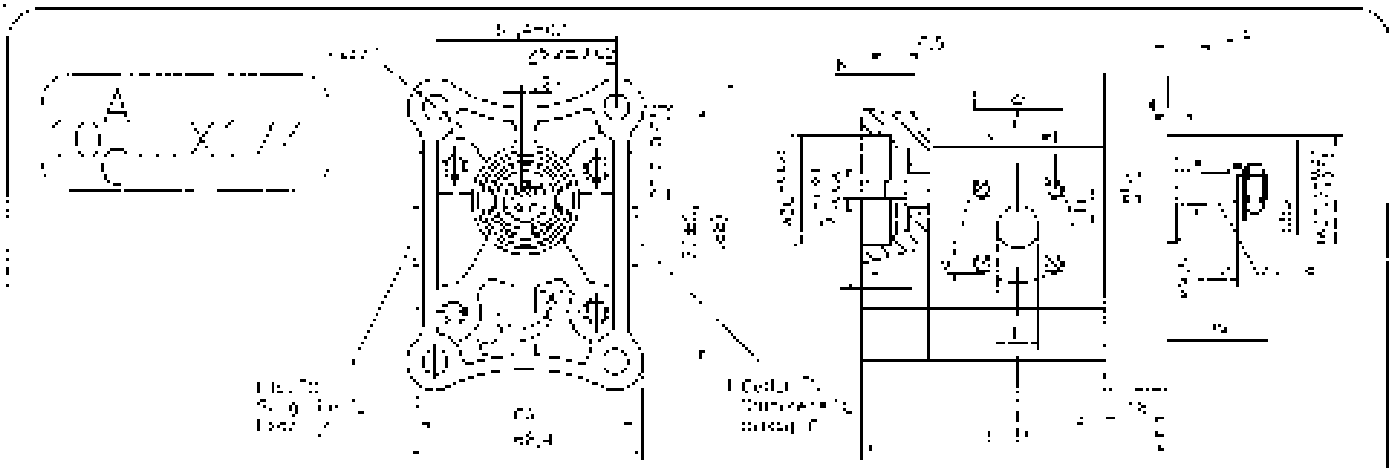

Type / Typ / Тип	Displacement / Fördervolumen / Рабочий объем	Dimensions / Abmessungen / Размеры		Inlet / Saugseite / Всас				Outlet / Druckseite / Нагнет		
	cm³	mm	mm	mm	mm	mm	mm	mm	mm	mm
[illegible]	1	38,1	79	30	6	12		30	6	12
[illegible]	1,25	39,9	80	30	6	12		30	6	12
[illegible]	1,6	40,3	81,6	30	6	12		30	6	12
[illegible]	2	41,[illegible]	[illegible]	30	6	12		30	6	12
[illegible]	2,5	42,1	85,7	30	6	12		30	6	12
[illegible]	3,15	43,5	87,8	30	6	12		30	6	12
[illegible]	3,65	[illegible]	89,9	30	6	12		30	6	12
[illegible]	4,2	45,5	92,1	30	6	12		30	6	12
[illegible]	5	47,1	95,2	30	6	12		30	6	12
[illegible]	5,7	48,5	98,1	30	6	12		30	6	12
[illegible]	6,1	49,2	99,5	30	6	12		30	6	12

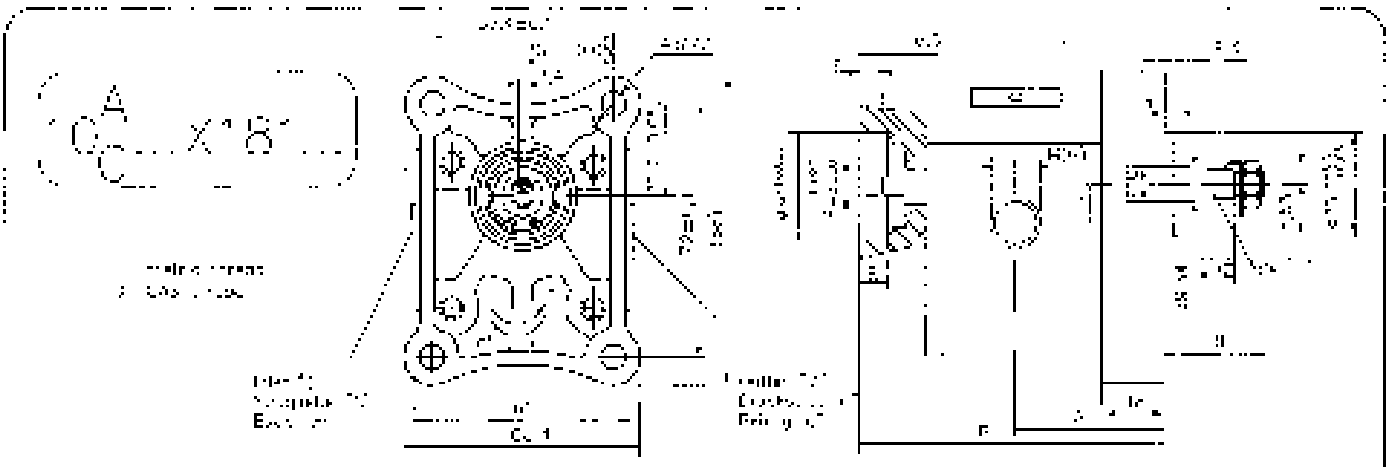

Type / Typ / Тип	Displacement / Fördervolumen / Рабочий объем	Dimensions / Abmessungen / Размеры		Inlet / Saugseite / Всас				Outlet / Druckseite / Нагнет		
	cm³	mm	mm	mm	mm	mm	mm	mm	mm	mm
[illegible]	1	38,1	79		M16x1,5	3/8			M16x1,5	3/8
[illegible]	1,25	39,9	80		M16x1,5	3/8			M16x1,5	3/8
[illegible]	1,6	40,3	81,6		M16x1,5	3/8			M16x1,5	3/8
[illegible]	2	41,1	83,2		M16x1,5	3/8			M16x1,5	3/8
[illegible]	2,5	42,1	85,2		M16x1,5	3/8			M16x1,5	3/8
[illegible]	3,15	43,5	87,8		M22x1,5	1/2			M16x1,5	3/8
[illegible]	3,65	44,4	89,6		M22x1,5	1/2			M16x1,5	3/8
[illegible]	4,2	45,5	92,1		M22x1,5	1/2			M16x1,5	3/8
[illegible]	5	47,1	95,2		M22x1,5	1/2			M16x1,5	3/8
[illegible]	5,7	48,5	98,1		M22x1,5	1/2			M16x1,5	3/8
[illegible]	6,1	49,4	99,9		M22x1,5	1/2			M16x1,5	3/8

Hydraulic Gear Pumps
Hydraulische Zahnradpumpen
Шестеренные насосы

Gr. 10 250 Bar

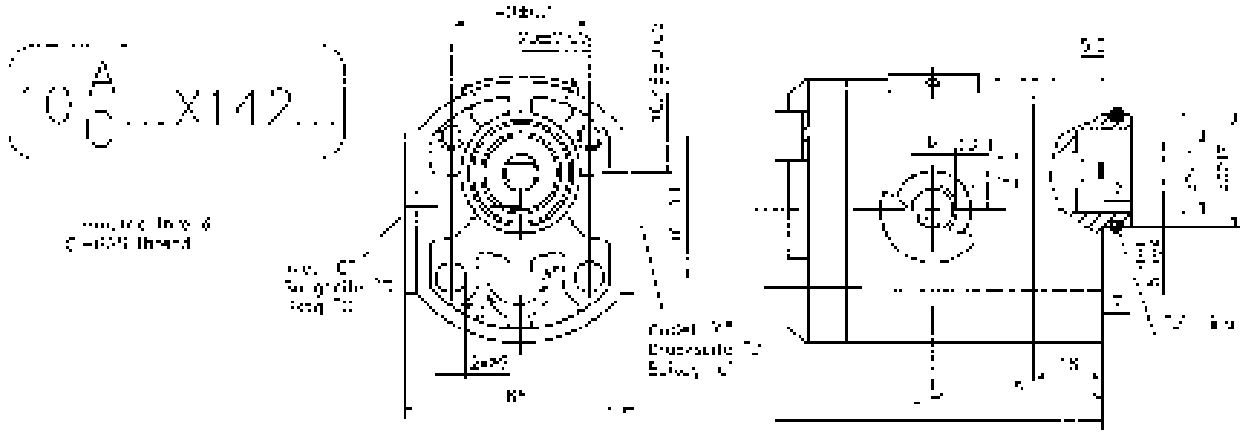

Type / Typ / Тип	Displacement / Fördervolumen / Рабочий объем	Dimensions / Abmessungen / Размеры A	B	Inlet / Saugseite / Вход E	d	F	M	G	Outlet / Druckseite / Выход E	d	F	M	G
	cm³	mm											
10A(C)[illegible]	1	39,1	61,8				M16x1,5	32/2				M16x1,5	32/2
10A(C)1,2*X142	1,25	39,5	62,3				M16x1,5	32/2				M16x1,5	32/2
10A(C)1,6X142	1,6	40,3	63,5				M16x1,5	32/2				M16x1,5	32/2
10A(C)2X142	2	41,1	65,2				M16x1,5	32/2				M16x1,5	32/2
10A(C)2,5X142	2,5	42,1	67,2				M16x1,5	32/2				M16x1,5	32/2
10A(C)3,15X142	3,15	44,5	69,8				M20x1,5	32/2				M16x1,5	32/2
10A(C)3,65X142	3,65	44,4	91,7				M20x1,5	32/2				M16x1,5	32/2
10A(C)4,2X142	4,2	45,5	94,1				M20x1,5	32/2				M16x1,5	32/2
10A(C)5X142	5	47,1	97,2				M20x1,5	32/2				M16x1,5	32/2
10A(C)5,5X142	5,5	48,2	100,1				M20x1,5	32/2				M16x1,5	32/2
10A(C)6X142	6,1	49,4	102,5				M20x1,5	32/2				M16x1,5	32/2

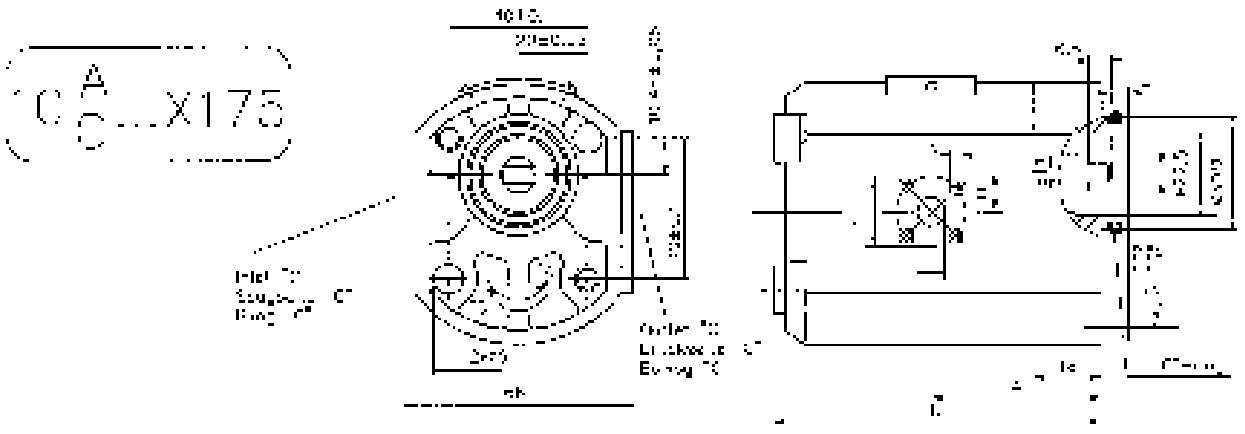

Type / Typ / Тип	Displacement / Fördervolumen / Рабочий объем	Dimensions / Abmessungen / Размеры A	B	Inlet / Saugseite / Вход E	d	F	M	G	Outlet / Druckseite / Выход E	d	F	M	G
	cm³	mm											
10A(C)1X175	1	38,1	61,0	30	M6	12	M16x1,5	32/2	30	M6	12	M16x1,5	32/2
10A(C)1,25X175	1,25	38,5	62,0	30	M6	12	M16x1,5	32/2	30	M6	12	M16x1,5	32/2
10A(C)1,6X175	1,6	40,3	63,5	30	M6	12	M16x1,5	32/2	30	M6	12	M16x1,5	32/2
10A(C)2X175	2	41,1	65,2	30	M6	12	M16x1,5	32/2	30	M6	12	M16x1,5	32/2
10A(C)2,5X175	2,5	42,1	67,2	30	M6	12	M16x1,5	32/2	30	M6	12	M16x1,5	32/2
10A(C)3,15X175	3,15	43,5	69,8	30	M6	12	M20x1,5	32/2	30	M6	12	M16x1,5	32/2
10A(C)3,65X175	3,65	44,4	91,7	30	M6	12	M20x1,5	32/2	30	M6	12	M16x1,5	32/2
10A(C)4,2X175	4,2	45,5	94,1	30	M6	12	M20x1,5	32/2	30	M6	12	M16x1,5	32/2
10A(C)5X175	5	47,1	97,2	30	M6	12	M20x1,5	32/2	30	M6	12	M16x1,5	32/2
10A(C)5,5X175	5,5	48,2	100,1	30	M6	12	M20x1,5	32/2	30	M6	12	M16x1,5	32/2
10A(C)6X175	6,1	49,4	102,5	30	M6	12	M20x1,5	32/2	30	M6	12	M16x1,5	32/2

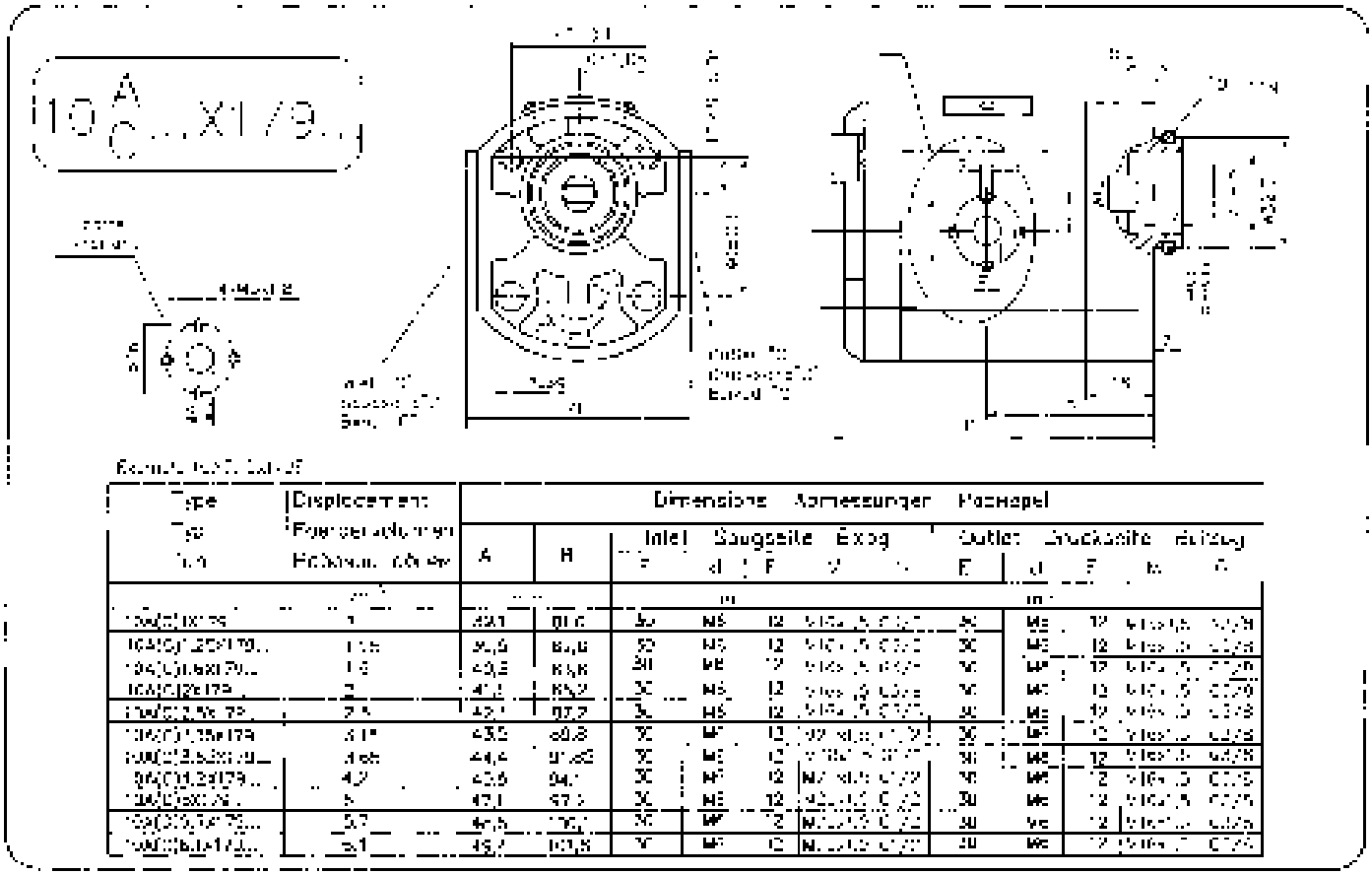

Type / Typ / Тип	Displacement / Foerdervolumen / Рабочий объем	Dimensions / Abmessungen / Размеры A	B	Inlet / Saugseite / Вход d	F	M	Outlet / Druckseite / Выход d	F	M
	cm³	mm							
10A(C)1X179	1	39,1	81,6	30	M8	12	30	M8	12
10A(C)1,25X179...	1,25	39,8	82,8	30	M8	12	30	M8	12
10A(C)1,6X179...	1,6	40,8	83,8	30	M8	12	30	M8	12
10A(C)2X179...	2	41,8	85,2	30	M8	12	30	M8	12
10A(C)2,5X179...	2,5	43,1	87,7	30	M8	12	30	M8	12
10A(C)3,15X179	3,15	43,5	89,8	30	M8	12	30	M8	12
10A(C)3,5X179...	3,55	44,4	91,65	30	M8	12	30	M8	12
10A(C)4,0X179...	4,0	45,6	94,1	30	M8	12	30	M8	12
10A(C)5X179...	5	47,1	97,2	30	M8	12	30	M8	12
10A(C)5,6X179...	5,6	48,5	100,1	30	M8	12	30	M8	12
10A(C)6,3X179...	6,3	49,7	103,5	30	M8	12	30	M8	12

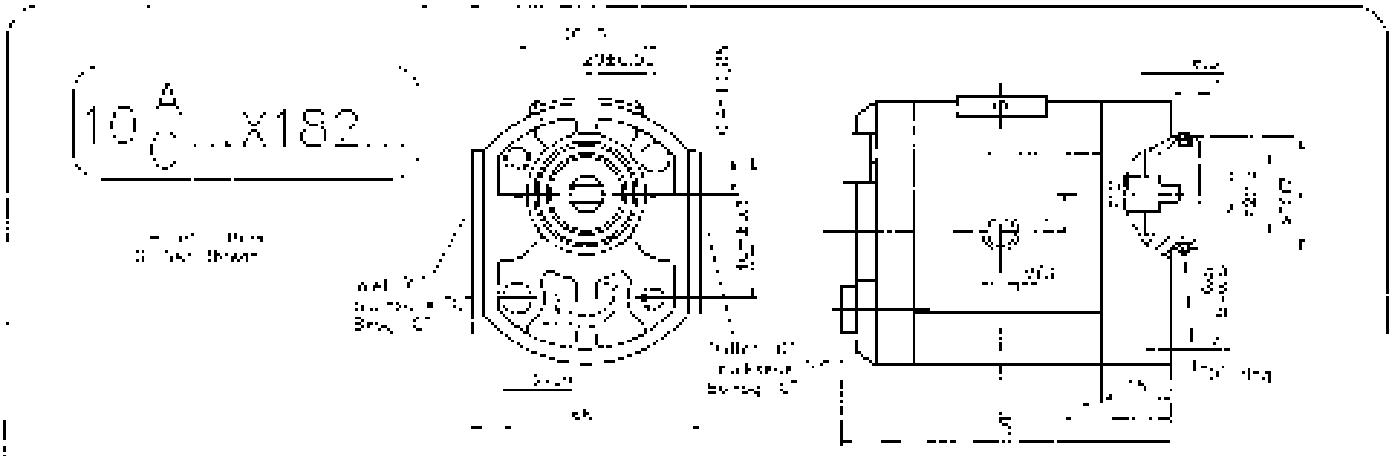

Type / Typ / Тип	Displacement / Foerdervolumen / Рабочий объем	Dimensions / Abmessungen / Размеры A	B	Inlet / Saugseite / Вход d	F	M	Outlet / Druckseite / Выход d	F	M
	cm³	mm							
10A(C)1X182	1	39,1	81,6			M8x1,5	3/8		M16x1,5
10A(C)1,25X182...	1,25	39,8	82,8			M8x1,5	3/8		M16x1,5
10A(C)1,6X182	1,6	40,4	83,8			M16x1,5	3/8		M16x1,5
10A(C)2X182...	2	41,1	85,2			M16x1,5	3/8		M16x1,5
10A(C)2,5X182...	2,5	42,1	87,2			M16x1,5	1/2		M16x1,5
10A(C)3,15X182...	3,15	43,5	89,7			M20x1,5	1/2		M16x1,5
10A(C)3,55X182...	3,55	44,2	91,65			M20x1,5	1/2		M16x1,5
10A(C)4,0X182...	4,0	45,5	94,1			M20x1,5	1/2		M16x1,5
10A(C)5X182...	5	47,1	97,2			M20x1,5	1/2		M16x1,5
10A(C)5,6X182...	5,7	48,5	100,1			M20x1,5	1/2		M16x1,5
10A(C)6,3X182...	6,3	49,4	103,5			M20x1,5	1/2		M16x1,5

1C A/C ...XC17

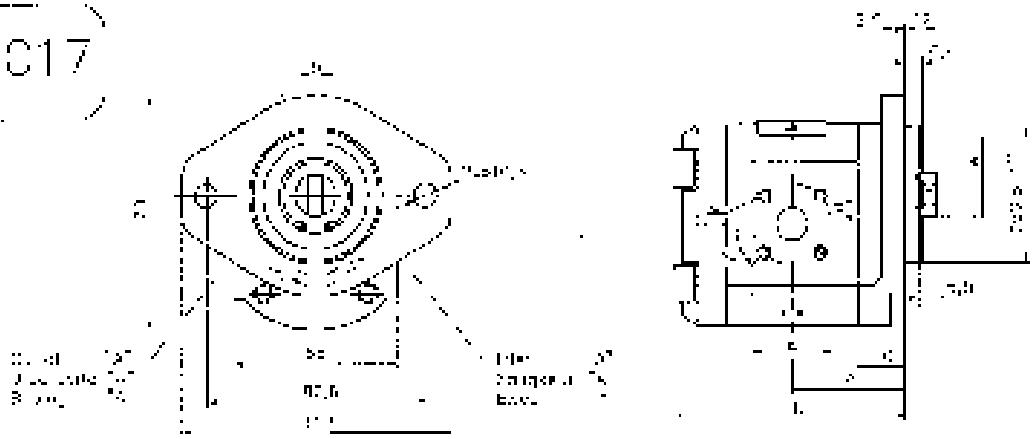

Type / Typ / Тип	Displacement / Fördervolumen / Рабочий объем	Dimensions / Abmessungen / Размеры A	B	Inlet / Saugseite / Вход E	d	F	K	G	Outlet / Druckseite / Выход D	c	F	G	d
	cm³	mm		mm					mm				
1C[illegible]XC17	1	41,1	82	30	M6	12	[illegible]	[illegible]	20	M5	12	[illegible]	[illegible]
1C[illegible]XC17	1,25	41,3	84	30	M6	12	[illegible]	[illegible]	20	M5	12	[illegible]	[illegible]
1C[illegible]XC17	1,6	42,7	85,5	30	M6	12	[illegible]	[illegible]	20	M5	12	[illegible]	[illegible]
1C[illegible]XC17	2	43,1	84,7	30	M6	12	[illegible]	[illegible]	20	M5	12	[illegible]	[illegible]
1C[illegible]XC17	2,5	44,1	88,2	30	M6	12	[illegible]	[illegible]	20	M5	12	[illegible]	[illegible]
1C[illegible]XC17	3,15	45,5	91,0	30	M6	12	[illegible]	[illegible]	20	M5	12	[illegible]	[illegible]
1C[illegible]XC17	3,65	46,6	93,7	30	M6	12	[illegible]	[illegible]	20	M5	12	[illegible]	[illegible]
1C[illegible]XC17	4,2	47,8	96,7	30	M6	12	[illegible]	[illegible]	20	M5	12	[illegible]	[illegible]
1C[illegible]XC17	5	49,1	99,7	30	M6	12	[illegible]	[illegible]	20	M5	12	[illegible]	[illegible]
1C[illegible]XC17	5,7	50,5	102	30	M6	12	[illegible]	[illegible]	20	M5	12	[illegible]	[illegible]
1C[illegible]XC17	6,1	51,3	103,7	30	M6	12	[illegible]	[illegible]	20	M5	12	[illegible]	[illegible]

1C A/C ...X176

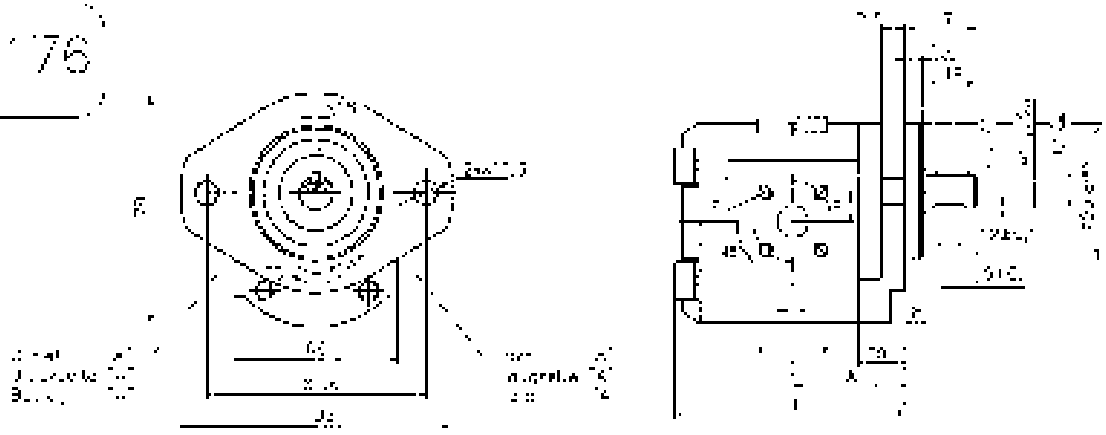

Type / Typ / Тип	Displacement / Fördervolumen / Рабочий объем	Dimensions / Abmessungen / Размеры A	B	Inlet / Saugseite / Вход E	c	F	K	G	Outlet / Druckseite / Выход E	J	F	K	d
	cm³	mm		mm					mm				
1C[illegible]X176	1	41,1	82	30	M6	12	[illegible]	[illegible]	30	M5	12	[illegible]	[illegible]
1C[illegible]X176	1,25	41,5	84	30	M6	12	[illegible]	[illegible]	30	M5	12	[illegible]	[illegible]
1C[illegible]X176	1,6	42,3	85,6	30	M6	12	[illegible]	[illegible]	30	M5	12	[illegible]	[illegible]
1C[illegible]X176	2	43,1	87,2	30	M6	12	[illegible]	[illegible]	30	M5	12	[illegible]	[illegible]
1C[illegible]X176	2,5	44,1	89,2	30	M6	12	[illegible]	[illegible]	30	M5	12	[illegible]	[illegible]
1C[illegible]X176	3,15	45,5	91,6	30	M6	12	[illegible]	[illegible]	30	M5	12	[illegible]	[illegible]
1C[illegible]X176	3,65	46,5	93,7	30	M6	12	[illegible]	[illegible]	30	M5	12	[illegible]	[illegible]
1C[illegible]X176	4,2	47,8	96,1	30	M6	12	[illegible]	[illegible]	30	M5	12	[illegible]	[illegible]
1C[illegible]X176	5	49,1	99,2	30	M6	12	[illegible]	[illegible]	30	M5	12	[illegible]	[illegible]
1C[illegible]X176	5,7	50,5	102	30	M6	12	[illegible]	[illegible]	30	M5	12	[illegible]	[illegible]
1C[illegible]X176	6,1	50,4	103,7	30	M6	12	[illegible]	[illegible]	30	M5	12	[illegible]	[illegible]

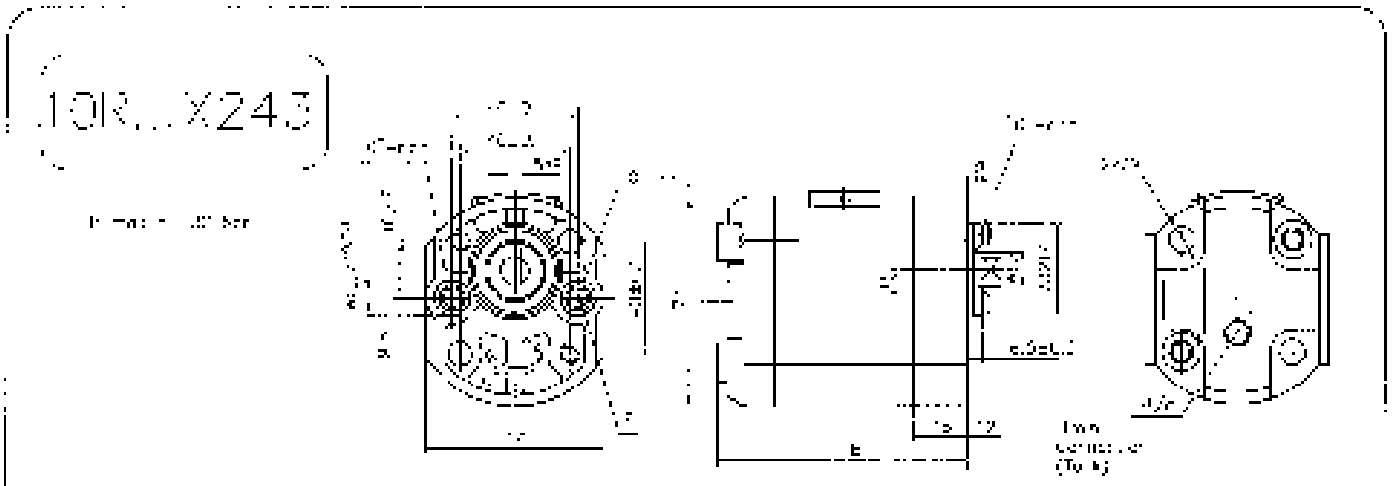

Type / Typ / Тип	Displacement / Fördervolumen / Производ. объем	A	B	Suction side / Saugseite / Всас.					Outlet / Druckseite / Нагнет.				
	cm³	mm	mm	k	d	h	J	S	L	c	Г	V	C
10R...X243			82,0			9,2					9,2		
10R,5X243	1,26		82,0			9,2					9,2		
10R,6X243	1,6		87,6			9,2					9,2		
10R,8X243			85,2			9,2					9,2		
10R,8X243	1,8		87,2			9,2					9,2		
10R,10X243	2,15		88,8			9,2					9,2		
10R,10X243	2,55		91,6			9,2					9,2		
10R,12X243	3,2		94,1			9,2					9,2		
10R,12X243	3		97,1			9,2					9,2		
10R,14X243	3,7		100,1			9,2					9,2		
10R,16X243	4,2		101,7			9,2					9,2		

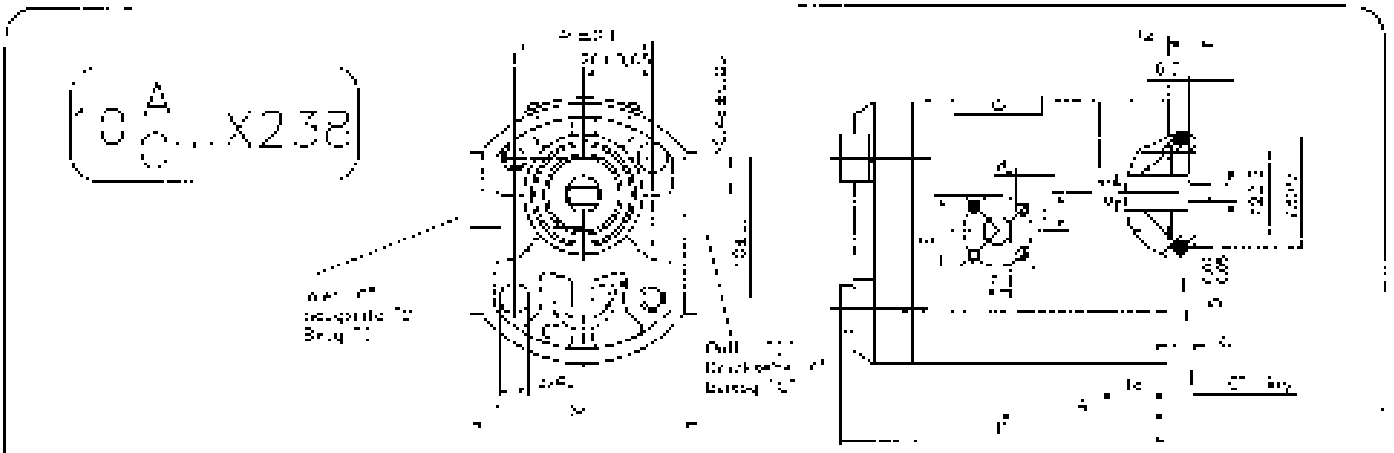

Type / Typ / Тип	Displacement / Fördervolumen / Производ. объем	A	B	L	Suction side / Saugseite / Всас. d	F	M	C	Outlet / Druckseite / Нагнет. D	a	Г	V	C
	cm³	mm			mm				mm				
10A(C)X238	1	38,1	87,0	30	M5	12	M5x0,8	6x6	20	M6	12	M5x0,8	6x6
10A(C)1,25X238	1,25	39,5	89,0	30	M5	12	M5x0,8	6x6	20	M6	12	M5x0,8	6x6
10A(C)1,6X238	1,6	40,5	90,5	30	M5	12	M5x0,8	6x6	20	M6	12	M5x0,8	6x6
10A(C)2X238	2	41,1	85,2	30	M5	12	M5x0,8	6x6	20	M6	12	M5x0,8	6x6
10A(C)2,5X238	2,5	42,1	87,2	30	M5	12	M5x0,8	6x6	20	M6	12	M5x0,8	6x6
10A(C)3X238	3,15	43,5	88,8	30	M5	12	M5x0,8	6x6	20	M6	12	M5x0,8	6x6
10A(C)3,55X238	3,55	44,4	91,6	30	M5	12	M5x0,8	6x6	20	M6	12	M5x0,8	6x6
10A(C)4,25X238	4,2	45,5	94,1	30	M5	12	M5x0,8	6x6	20	M6	12	M5x0,8	6x6
10A(C)5X238	5	47,1	97,2	30	M5	12	M5x0,8	6x6	20	M6	12	M5x0,8	6x6
10A(C)5,7X238	5,7	48,5	100,1	30	M5	12	M5x0,8	6x6	20	M6	12	M5x0,8	6x6
10A(C)6,3X238	6,3	49,4	101,8	30	M5	12	M5x0,8	6x6	20	M6	12	M5x0,8	6x6

10A...X230

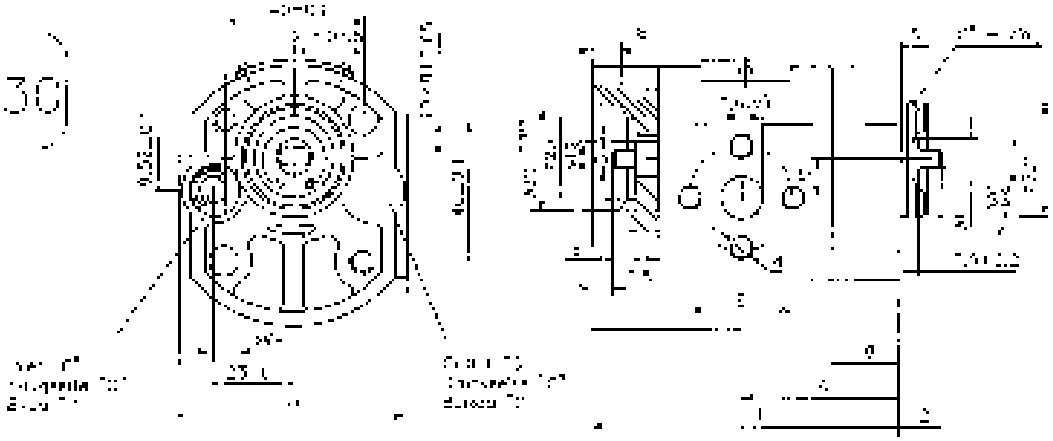

Type / Typ / Тип	Displacement / Fördervolumen / Рабочий объем	Dimensions / Abmessungen / Размеры A	B	Inlet / Saugseite / Вход E	c		Flange	C	Outlet / Druckseite / Выход L	c		Flange	G
	cm³	mm		mm					mm				
10A(C)1X230	1	39,1	73	30	M6	12	M16x1,5	G3/8	30	M6	12	M16x1,5	G3/8
10A(C)1,25X230	1,25	39,3	80	30	M6	12	M16x1,5	G3/8	30	M6	12	M16x1,5	G3/8
10A(C)1,6X230	1,6	40,3	81,6	30	M6	12	M16x1,5	G3/8	30	M6	12	M16x1,5	G3/8
10A(C)2X230	2	41,1	85,2	30	M6	12	M16x1,5	G3/8	30	M6	12	M16x1,5	G3/8
10A(C)2,5X230	2,5	42,1	88,2	30	M6	12	M16x1,5	G3/8	30	M6	12	M16x1,5	G3/8
10A(C)3,15X230	3,15	43,5	92,5	30	M6	12	M20x1,5	G1/2	30	M6	12	M16x1,5	G3/8
10A(C)3,55X230	3,55	44,4	95,2	30	M6	12	M20x1,5	G1/2	30	M6	12	M16x1,5	G3/8
10A(C)4X230	4,0	45,5	97,1	30	M6	12	M20x1,5	G1/2	30	M6	12	M16x1,5	G3/8
10A(C)5X230	5	47,1	99,5	30	M6	12	M20x1,5	G1/2	30	M6	12	M16x1,5	G3/8
10A(C)5,7X230	5,7	48,5	99,7	30	M6	12	M20x1,5	G1/2	30	M6	12	M16x1,5	G3/8
10A(C)6,3X230	6,3	49,8	99,8	30	M6	12	M20x1,5	G1/2	30	M6	12	M16x1,5	G3/8

10A(C)...X244

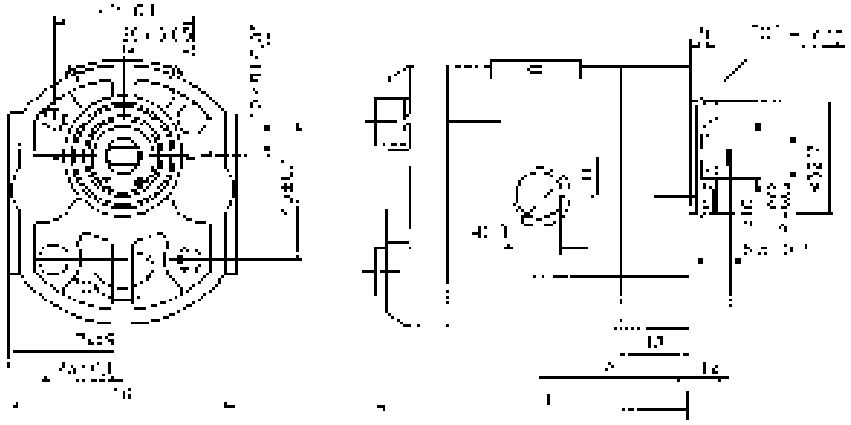

Type / Typ / Тип	Displacement / Fördervolumen / Рабочий объем	Dimensions / Abmessungen / Размеры A	B	Inlet / Saugseite / Вход C	d	Flange	Outlet / Druckseite / Выход c	d	Flange	G
	cm³	mm		mm			mm			
10A(C)1X244	1	39,1	81,0			M16x1,5	G3/8		M16x1,5	G3/8
10A(C)1,25X244	1,25	39,5	82,0			M16x1,5	G3/8		M16x1,5	G3/8
10A(C)1,6X244	1,6	40,5	83,6			M16x1,5	G3/8		M16x1,5	G3/8
10A(C)2X244	2	41,1	85,2			M16x1,5	G3/8		M16x1,5	G3/8
10A(C)2,5X244	2,5	42,1	87,2			M16x1,5	G3/8		M16x1,5	G3/8
10A(C)3,15X244	3,15	43,5	90,8			M20x1,5	G1/2		M16x1,5	G3/8
10A(C)3,55X244	3,55	44,4	91,85			M20x1,5	G1/2		M16x1,5	G3/8
10A(C)4,2X244	4,2	45,5	94,1			M20x1,5	G1/2		M16x1,5	G3/8
10A(C)5X244	5	47,1	97,2			M20x1,5	G1/2		M16x1,5	G3/8
10A(C)5,7X244	5,7	48,5	100,1			M20x1,5	G1/2		M16x1,5	G3/8
10A(C)6,3X244	6,3	49,4	101,6			M20x1,5	G1/2		M16x1,5	G3/8

Hydraulic Gear Pumps
Hydraulische Zahnradpumpen
Шестеренные насосы

Gr. 10 250 Bar

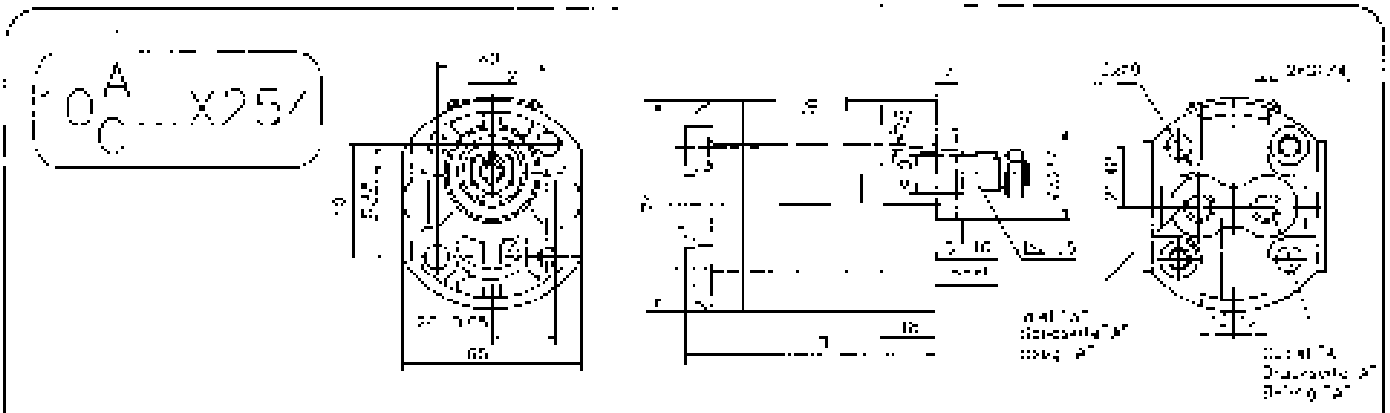

Type / Typ / Тип	Displacement / Fördervolumen / Рабочий объем	Dimensions / Abmessungen / Размеры A	B	Inlet / Saugseite / Всасывание E	d	F	M	G	Outlet / Druckseite / Нагнетание C	d	F	M	G
	cm³	mm							mm				
10A(C)1X254	1		81,1					31/4					31/4
10A(C)1,25X254	1,25		82,5					31/4					31/4
10A(C)1,6X254	1,6		83,6					31/4					31/4
10A(C)2X254	2		85,2					31/4					31/4
10A(C)2,5X254	2,5		87,2					31/4					31/4
10A(C)3,15X254	3,15		89,8					31/4					31/4
10A(C)3,65X254	3,65		91,85					31/4					31/4
10A(C)4,2X254	4,2		94,					31/4					31/4
10A(C)5X254	5		97,2					31/4					31/4
10A(C)5,7X254	5,7		100,					31/4					31/4
10A(C)6,1X254	6,1		101,8					31/4					31/4

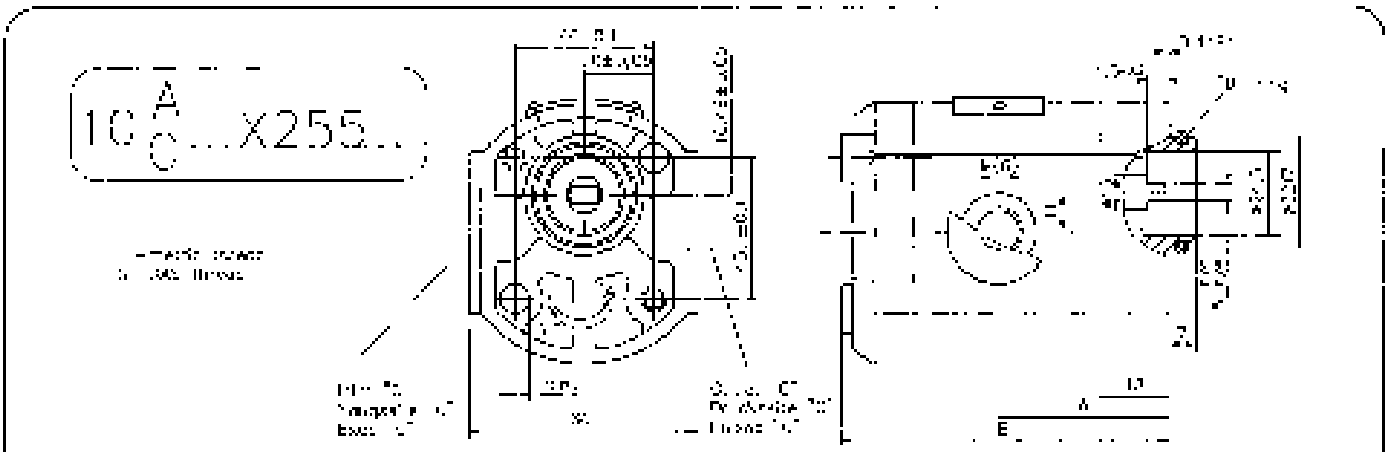

Type / Typ / Тип	Displacement / Fördervolumen / Рабочий объем	Dimensions / Abmessungen / Размеры A	B	Inlet / Saugseite / Всасывание C	d	F	M	G	Outlet / Druckseite / Нагнетание C	d	F	M	G
	cm³	mm							mm				
10A(C)1X255	1	39,1	81,9				M 8x1,5	3/8				M 14x1,5	3/8
10A(C)1,25X255	1,25	39,6	82,5				M 8x1,5	3/8				M 14x1,5	3/8
10A(C)1,6X255	1,6	40,3	83,6				M 8x1,5	3/8				M 14x1,5	3/8
10A(C)2X255	2	41,1	85,2				M 8x1,5	3/8				M 14x1,5	3/8
10A(C)2,5X255	2,5	42,1	87,2				M 8x1,5	3/8				M 14x1,5	3/8
10A(C)3,15X255	3,15	43,5	89,8				M 8x1,5	3/8				M 14x1,5	3/8
10A(C)3,65X255	3,65	44,4	91,8				M 8x1,5	3/8				M 14x1,5	3/8
10A(C)4,2X255	4,2	45,5	94,1				M 8x1,5	3/8				M 14x1,5	3/8
10A(C)5X255	5	47,1	97,2				M 8x1,5	3/8				M 14x1,5	3/8
10A(C)5,7X255	5,7	48,5	100,1				M 8x1,5	3/8				M 14x1,5	3/8
10A(C)6,1X255	6,1	49,4	101,8				M 8x1,5	3/8				M 14x1,5	3/8

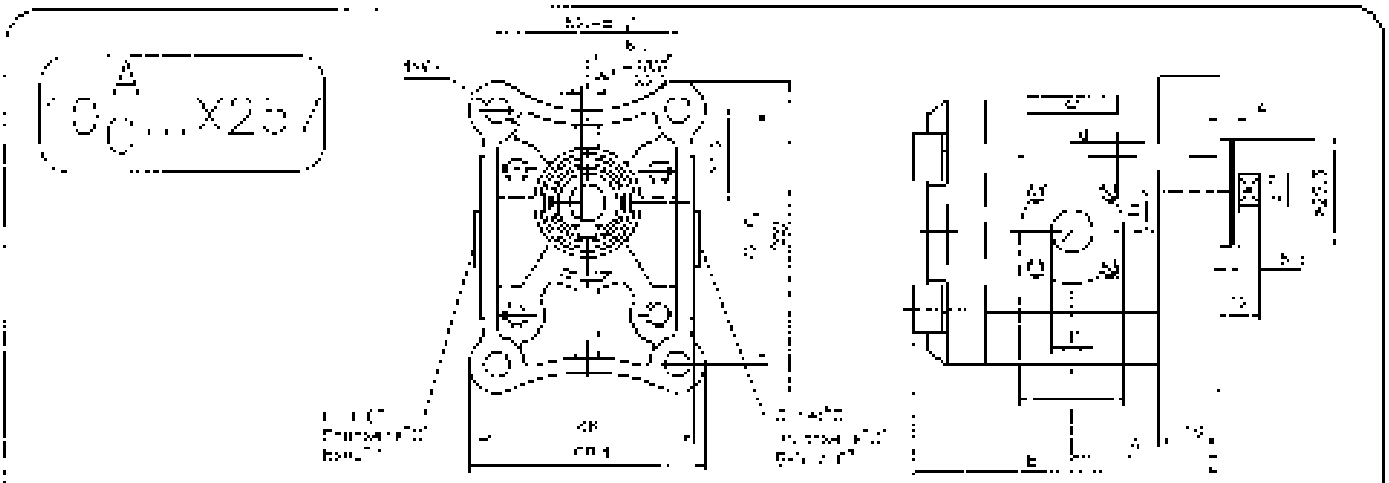

Type / Typ / Тип	Displacement / Fördervolumen / Рабочий объем	Dimensions / Abmessungen / Размеры										
		A	B	Inlet / Saugseite / Вход				Outlet / Druckseite / Выход				
				E	d	F		E	d	F		
	cm³	mm										
10A(C)1.0X257	1	32,1	61,0	30	M6	12		30	M6	12		
10A(C)1.25X257	1,25	38,5	62,0	30	M6	12		30	M6	12		
10A(C)1.6X257	1,6	40,3	63,6	30	M6	12		30	M6	12		
10A(C)2X257	2	41,7	65,2	30	M6	12		30	M6	12		
10A(C)2.5X257	2,5	42,1	67,2	30	M6	12		30	M6	12		
10A(C)3.15X257	3,15	43,5	69,0	30	M6	12		30	M6	12		
10A(C)3.55X257	3,55	44,0	70,8	30	M6	12		30	M6	12		
10A(C)4.0X257	4,0	46,5	74,7	30	M6	12		30	M6	12		
10A(C)5X257	5	47,1	83,9	30	M6	12		30	M6	12		
10A(C)5.6X257	5,6	48,5	100,1	30	M6	12		30	M6	12		
10A(C)6.3X257	6,3	49,4	91,8	30	M6	12		30	M6	12		

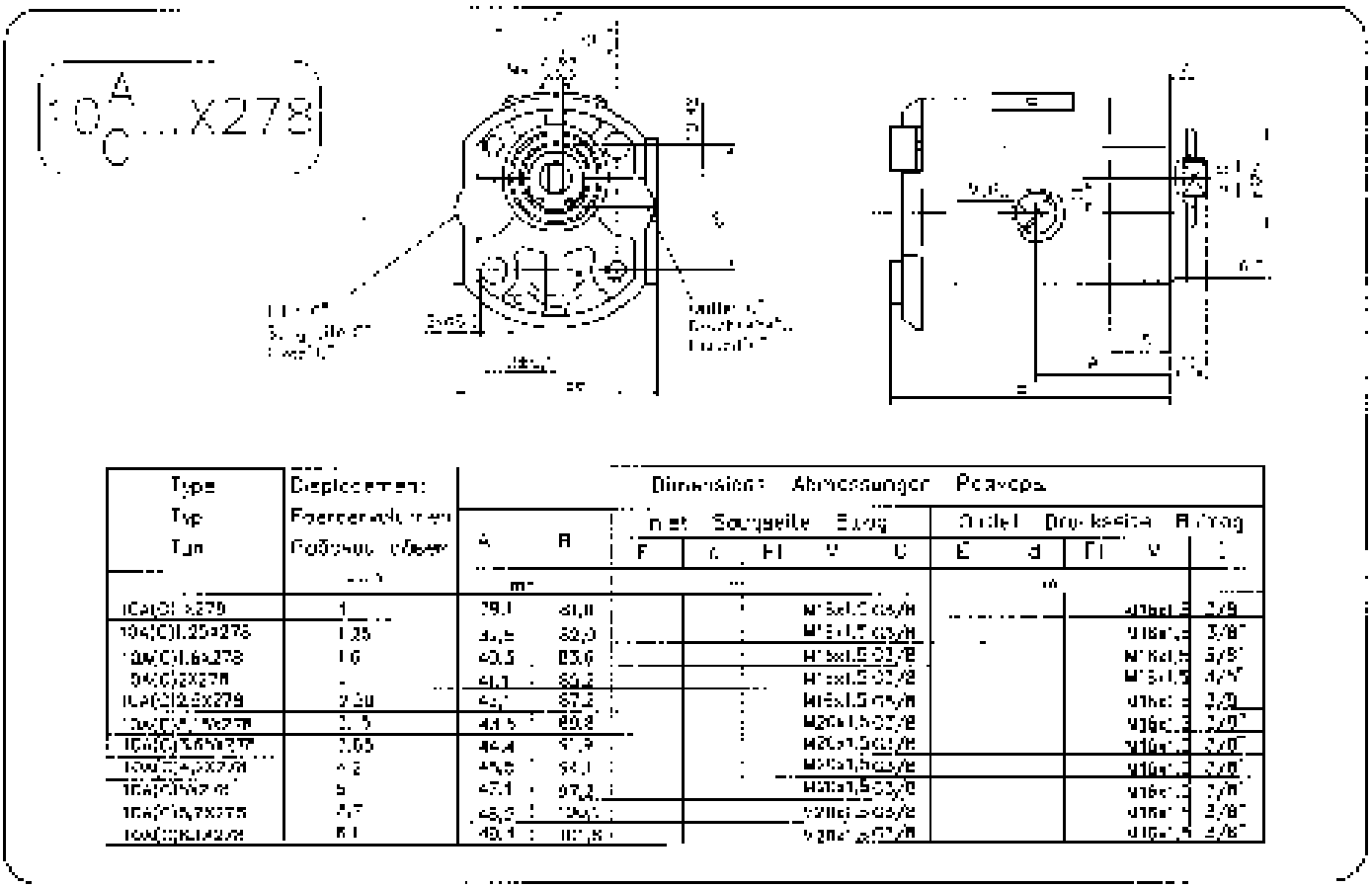

Type / Typ / Тип	Displacement / Fördervolumen / Рабочий объем	Dimensions / Abmessungen / Размеры										
		A	B	Inlet / Saugseite / Вход				Outlet / Druckseite / Выход				
				F	G	H		E	d	F		
	cm³	mm										
10A(C)1.0X278	1	39,1	61,0									
10A(C)1.25X278	1,25	41,5	62,0									
10A(C)1.6X278	1,6	43,5	63,6									
10A(C)2X278	2	44,1	65,2									
10A(C)2.5X278	2,50	44,7	67,2									
10A(C)3.15X278	3,15	44,5	69,0									
10A(C)3.55X278	3,55	44,4	70,8									
10A(C)4.0X278	4,0	45,5	74,7									
10A(C)5X278	5	47,1	83,9									
10A(C)5.6X278	5,7	48,5	100,1									
10A(C)6.3X278	6,1	49,4	91,8									

Hydraulic Gear Pumps
Hydraulische Zahnradpumpen
Шестеренные насосы

Gr. 10 250 Bar

10A...X302

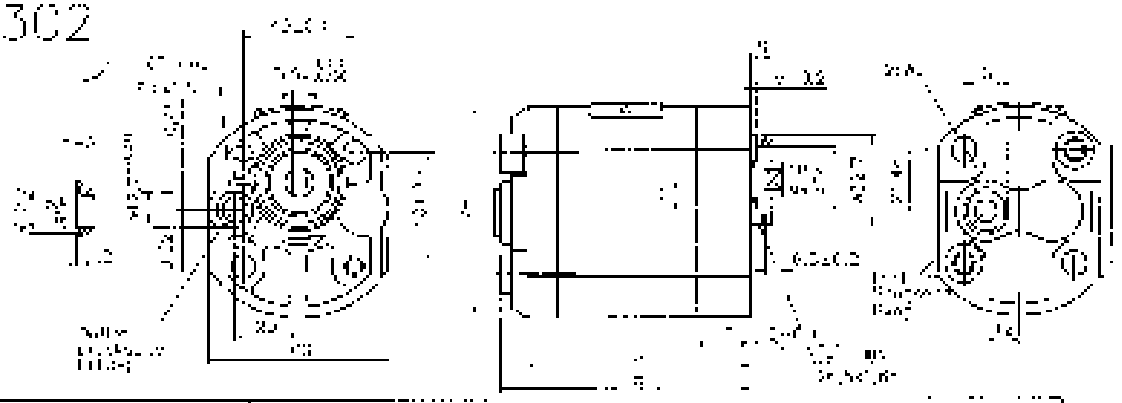

Type / Typ / Тип	Displacement / Fördervolumen / Рабочий объем	Dimensions / Abmessungen / Размеры													
		A	B	Inlet / Saugseite / Вход							Outlet / Druckseite / Выход				
				E	d	F	d	G			E	d	F	d	G
		mm													
10A1.25X302	1,25	71,0	81,0							33/8					
10A1.5X302	1,60	72,0	82,0							33/8					
10A2X302	2	75,6	84,5							33/8					
10A2.5X302	2,5	77,2	86,2							33/8					
10A3.15X302	3,15	79,8	87,2							33/8					
10A3.65X302	3,65	81,0	88,8							33/8					
10A4X302	4,2	84,1	91,0							33/8					
10A5X302	5	87,1	94,1							33/8					
10A5.75X302	5,7	89,1	97,1							33/8					
10A6.15X302	6,1	91,7	101,0							33/8					

10C...X302

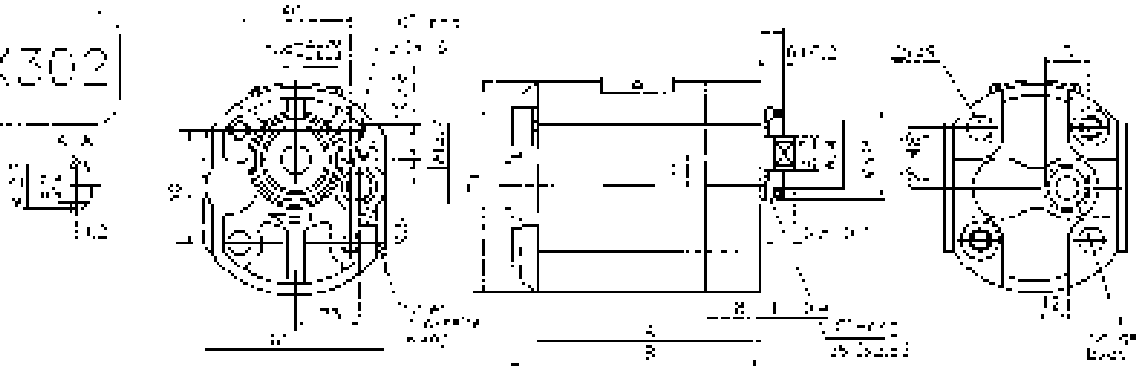

Type / Typ / Тип	Displacement / Fördervolumen / Рабочий объем	Dimensions / Abmessungen / Размеры													
		A	B	Inlet / Saugseite / Вход							Outlet / Druckseite / Выход				
				E	d	F	d	G			E	d	F	d	G
		mm													
10C1X302	1	71,0	81,0							33/8					
10C1.25X302	1,25	72,0	82,0							33/8					
10C1.6X302	1,6	73,6	83,6							33/8					
10C2X302	2	75,2	85,2							33/8					
10C2.5X302	2,50	77,2	87,2							33/8					
10C3.15X302	3,15	79,8	89,8							33/8					
10C3.65X302	3,65	81,8	91,8							33/8					
10C4.2X302	4,2	84,1	94,1							33/8					
10C5X302	5	87,1	97,1							33/8					
10C5.75X302	5,7	89,1	99,1							33/8					
10C6.15X302	6,1	91,7	101,7							33/8					

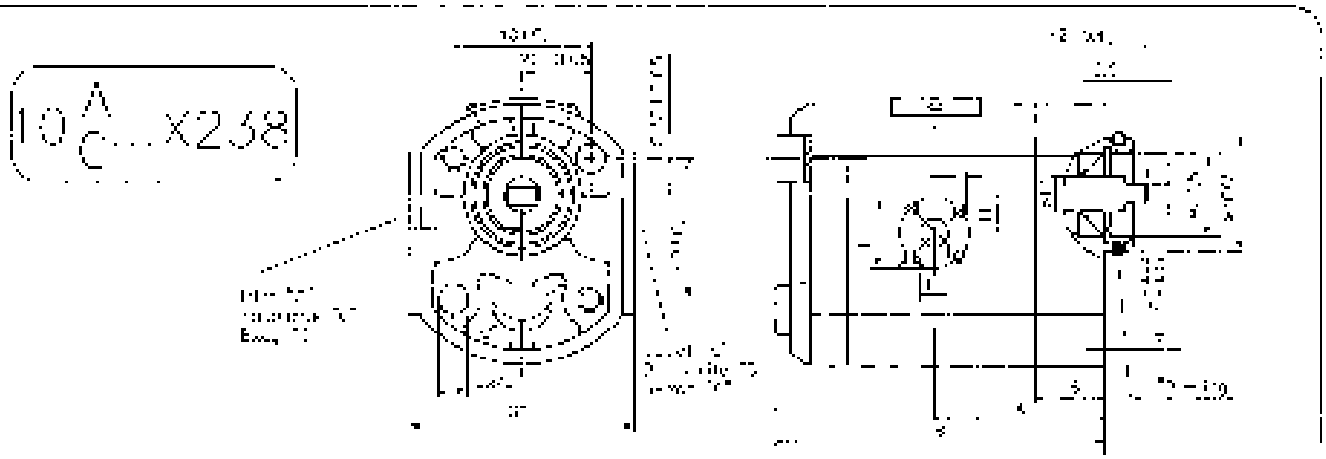

Type / Typ / Тип	Displacement / Fördervolumen / Рабочий объем	Dimensions / Abmessungen / Размеры													
		A	B	Inlet / Saugseite / Вход			Drive / Antrieb / Привод			Outlet / Druckseite / Выход			Rotation / Drehsinn / Вращение		
				E	J	F			G	E	C	F	K	C	
	cm³	mm													
10A(C)1=238	1	78,7	81,0	30	M6	12	[illegible]		[illegible]	30	M6	12	[illegible]	[illegible]	[illegible]
10A(C)1,25=238	1,25	79,5	82,0	30	M6	12	[illegible]		[illegible]	30	M6	12	[illegible]	[illegible]	[illegible]
10A(C)1,6X238	1,6	40,5	84,2	30	M6	12	[illegible]		[illegible]	30	M6	12	[illegible]	[illegible]	[illegible]
10A(C)2=238	2	41,1	85,2	30	M6	12	[illegible]		[illegible]	30	M6	12	[illegible]	[illegible]	[illegible]
10A(C)2,5=238	2,5	42,1	87,2	30	M6	12	[illegible]		[illegible]	30	M6	12	[illegible]	[illegible]	[illegible]
10A(C)3,15=238	3,15	43,5	90,0	30	M6	12	[illegible]		[illegible]	30	M6	12	[illegible]	[illegible]	[illegible]
10A(C)3,6=238	3,65	44,4	91,8	30	M6	12	[illegible]		[illegible]	30	M6	12	[illegible]	[illegible]	[illegible]
10A(C)4,25=238	4,2	45,5	94,1	30	M6	12	[illegible]		[illegible]	30	M6	12	[illegible]	[illegible]	[illegible]
10A(C)5=238	5	47,1	97,2	30	M6	12	[illegible]		[illegible]	30	M6	12	[illegible]	[illegible]	[illegible]
10A(C)5,7=238	5,7	48,1	100,1	30	M6	12	[illegible]		[illegible]	30	M6	12	[illegible]	[illegible]	[illegible]
10A(C)6,1=238	6,1	48,4	101,8	30	M6	12	[illegible]		[illegible]	30	M6	12	[illegible]	[illegible]	[illegible]

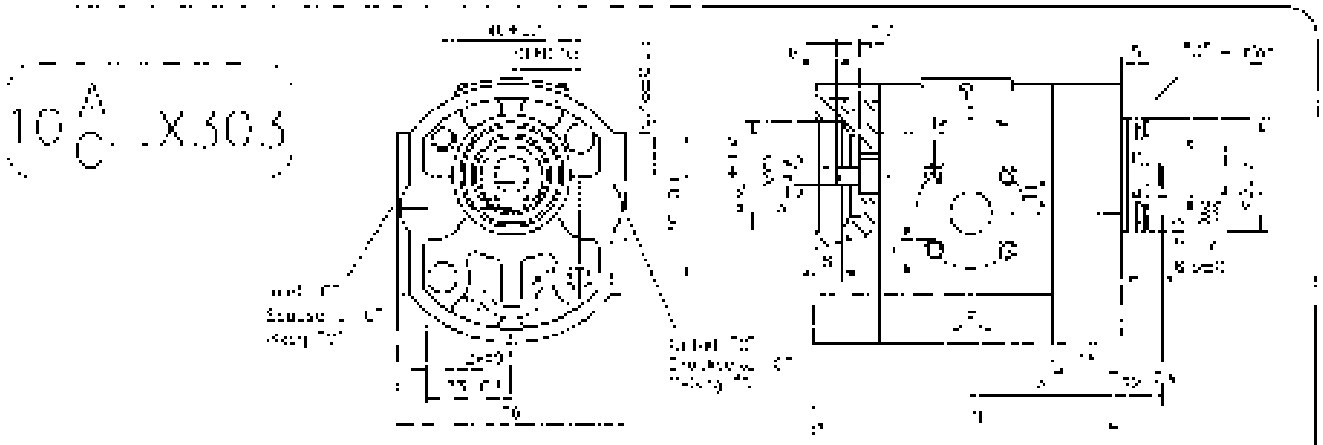

Type / Typ / Тип	Displacement / Fördervolumen / Рабочий объем	Dimensions / Abmessungen / Размеры													
		A	B	Inlet / Saugseite / Вход			Drive / Antrieb / Привод			Outlet / Druckseite / Выход			Rotation / Drehsinn / Вращение		
				E	J	F			G	E	C	F	K	C	
	cm³	mm													
10A(C)1X303	1	78,1	79	30	6	12				30	6	12			
10A(C)1,25X303	1,25	79,5	80	30	6	12				30	6	12			
10A(C)1,6X303	1,6	80,5	81,6	30	6	12				30	6	12			
10A(C)2X303	2	81,1	82,2	30	6	12				30	6	12			
10A(C)2,5X303	2,5	82,1	85,2	30	6	12				30	6	12			
10A(C)3,15X303	3,15	83,5	87,8	30	6	12				30	6	12			
10A(C)3,6X303	3,65	84,4	89,6	30	6	12				30	6	12			
10A(C)4,25X303	4,2	85,5	92,1	30	6	12				30	6	12			
10A(C)5X303	5	87,1	95,2	30	6	12				30	6	12			
10A(C)5,7X303	5,7	88,1	98,1	30	6	12				30	6	12			
10A(C)6,1X303	6,1	88,4	99,8	30	6	12				30	6	12			

Hydraulic Gear Pumps
Hydraulische Zahnradpumpen
Шестеренные насосы

Gr. 10 250 Bar

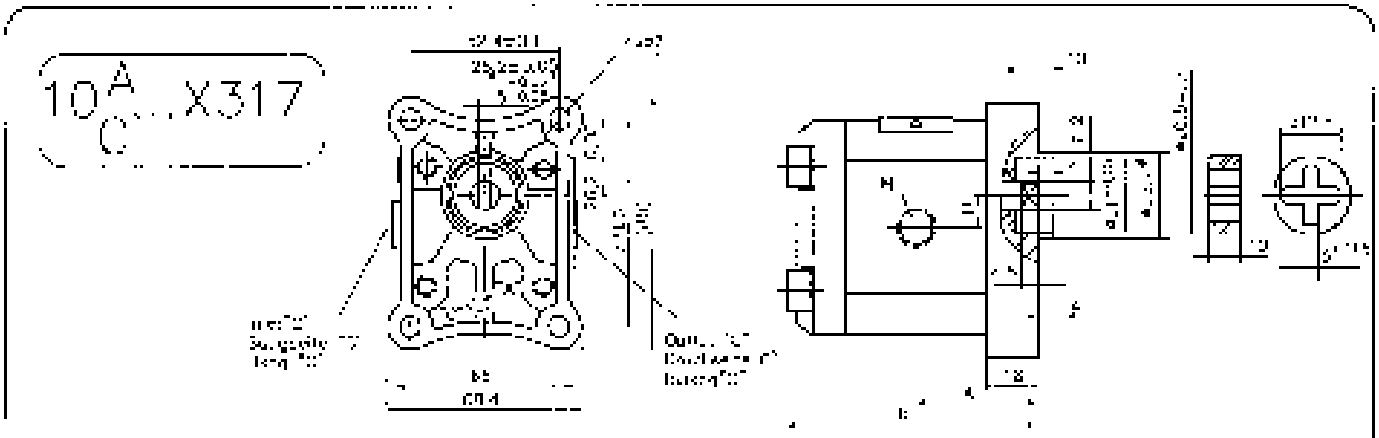

Type Typ Тип	Displacement Foerdervolumen Рабочий объем	Dimensions Abmessungen Размеры											
		A	B	Inlet Saugseite Вход					Outlet Druckseite Выход				
				E	d	F	W	G	E	d	F	W	G
	cm³	mm											
10A(C)1,6X317	1	39,1	81,0				M16x1,5					M16x1,5	
10A(C)1,25X317	1,25	35,5	82,0				M16x1,5					M16x1,5	
10A(C)1,6X317	1,6	43,3	83,6				M16x1,5					M16x1,5	
10A(C)2X317	2	41,1	85,2				M16x1,5					M18x1,5	
10A(C)2,5X317	2,5	42,1	87,1				M16x1,5					M18x1,5	
10A(C)3,15X317	3,15	43,5	87,8				M20x1,5					M16x1,5	
10A(C)3,85X317	3,85	44,4	91,8				M20x1,5					M18x1,5	
10A(C)4,25X317	4,3	45,5	94,1				M20x1,5					M18x1,5	
10A(C)5X317	5	47,1	97,2				M20x1,5					M18x1,5	
10A(C)5,7X317	5,7	48,5	99,1				M20x1,5					M18x1,5	
10A(C)6,1X317	6,1	49,4	101,0				M20x1,5					M18x1,5	

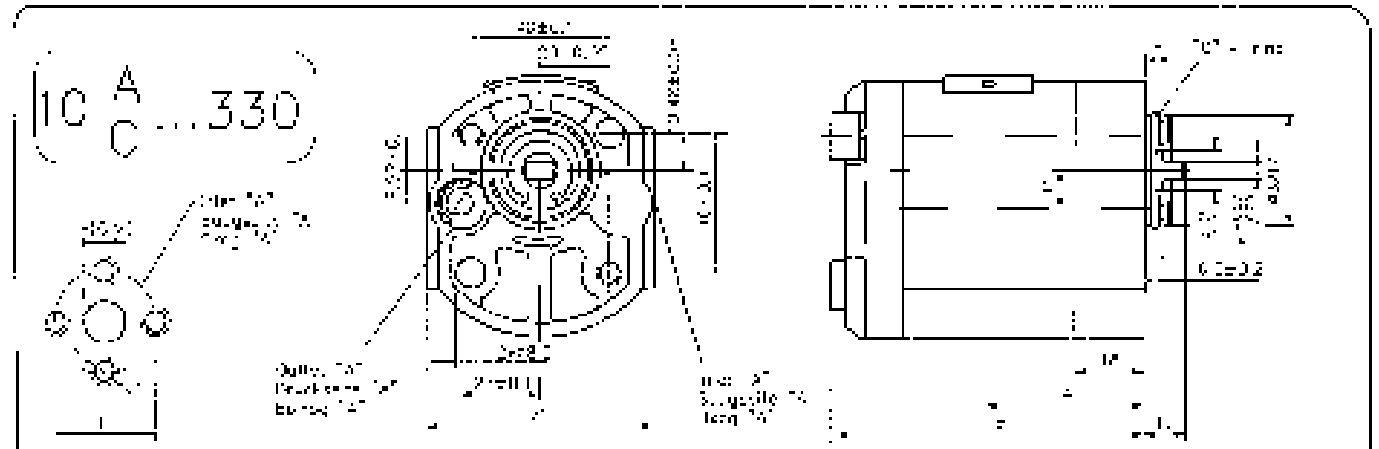

Type Typ Тип	Displacement Foerdervolumen Рабочий объем	Dimensions Abmessungen Размеры											
		A	B	Inlet Saugseite Вход					Outlet Druckseite Выход				
				E	d	F	W	G	E	d	F	W	G
	cm³	mm											
10A(C)1X330	1	39,1	79	20	M6	12	M16x1,5	53/8					
10A(C)1,25X330	1,25	35,5	80	20	M6	12	M16x1,5	53/8					
10A(C)1,6X330	1,6	40,3	81,6	20	M6	12	M16x1,5	53/8					
10A(C)2X330	2	41,1	83,2	20	M6	12	M16x1,5	53/8					
10A(C)2,5X330	2,5	42,1	85,2	20	M6	12	M16x1,5	53/8					
10A(C)3,15X330	3,15	43,5	87,8	20	M6	12	M20x1,5	51/2					
10A(C)3,85X330	3,85	44,4	89,8	20	M6	12	M20x1,5	51/2					
10A(C)4,25X330	4,3	45,5	92,1	20	M6	12	M20x1,5	51/2					
10A(C)5X330	5	47,1	95,2	20	M6	12	M20x1,5	51/2					
10A(C)5,7X330	5,7	48,5	98,1	20	M6	12	M20x1,5	51/2					
10A(C)6,1X330	6,1	49,0	99,5	20	M6	12	M20x1,5	51/2					

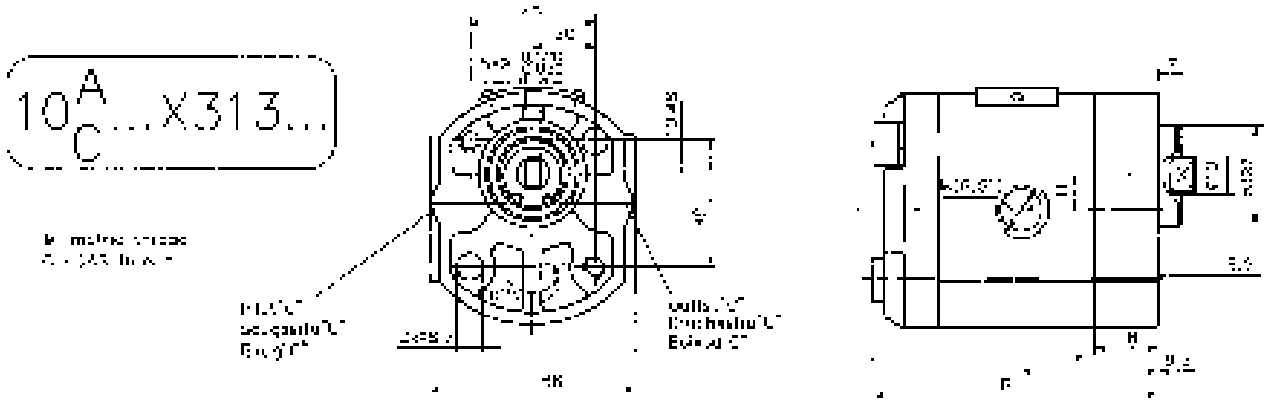

Type / Typ / Тип	Displacement / Fördervolumen / Рабочий объем	Dimensions / Abmessungen / Размеры A	B	Inlet / Saugseite / Вход E	d	Gl	M	G	Outlet / Druckseite / Выход E	d	Gl	M	G
	cm³	mm		mm					mm				
10A(C)1X313...		35,1	81,0				M16x1,5	G3/8				M16x1,5	G3/8
10A(C)1,25X313...	1,25	38,5	82,0				M16x1,5	G3/8				M16x1,5	G3/8
10A(C)1,6X313...	1,6	40,3	83,6				M16x1,5	G3/8				M16x1,5	G3/8
10A(C)2X313...	2	41,1	85,2				M16x1,5	G3/8				M16x1,5	G3/8
10A(C)2,5X313...	2,50	42,1	87,2				M16x1,5	G3/8				M16x1,5	G3/8
10A(C)3,15X313	3,15	43,5	90,8			G1/2	M20x1,5	G1/2				M16x1,5	G3/8
10A(C)3,55X313	3,55	44,4	91,9				M20x1,5	G1/2				M16x1,5	G3/8
10A(C)4,2X313...	4,2	45,5	94,1				M20x1,5	G1/2				M16x1,5	G3/8
10A(C)5X313	5	47,1	97,2				M20x1,5	G1/2				M16x1,5	G3/8
10A(C)5,7X313...	5,7	48,5	100,1				M20x1,5	G1/2				M16x1,5	G3/8
10A(C)6,1X313...	6,1	49,4	101,8				M20x1,5	G1/2				M16x1,5	G3/8

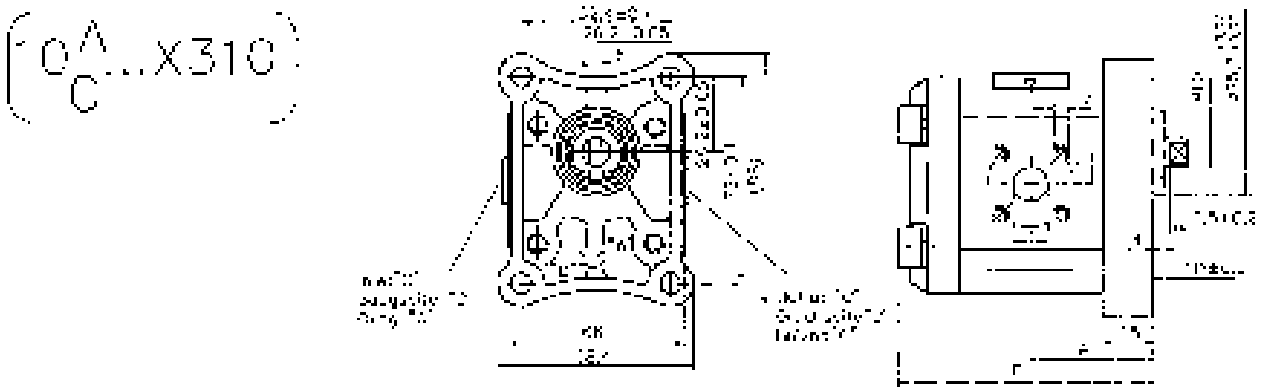

Type / Typ / Тип	Displacement / Fördervolumen / Рабочий объем	Dimensions / Abmessungen / Размеры A	B	Inlet / Saugseite / Вход E	d	F	M	G	Outlet / Druckseite / Выход E	d	F	M	G
	cm³	mm		mm					mm				
10A(C)1X310	1	39,1	81,0	30	M6	12	M16x1,5	G3/8	30	M6	13	M16x1,5	G3/8
10A(C)1,25X310	1,25	36,5	82,0	30	M6	12	M16x1,5	G3/8	30	M6	13	M16x1,5	G3/8
10A(C)1,6X310	1,6	41,2	83,6	30	M6	12	M16x1,5	G3/8	30	M6	13	M16x1,5	G3/8
10A(C)2X310	2	41,1	85,2	30	M6	12	M16x1,5	G3/8	30	M6	13	M16x1,5	G3/8
10A(C)2,5X310	2,5	42,1	87,2	30	M6	12	M16x1,5	G3/8	30	M6	13	M16x1,5	G3/8
10A(C)3,15X310	3,15	43,5	90,8	30	M6	12	M20x1,5	G1/2	30	M6	13	M16x1,5	G3/8
10A(C)3,55X310	3,55	44,4	91,9	30	M6	12	M20x1,5	G1/2	30	M6	13	M16x1,5	G3/8
10A(C)4,2X310	4,2	45,5	94,1	30	M6	12	M20x1,5	G1/2	30	M6	13	M16x1,5	G3/8
10A(C)5X310	5	47,1	97,2	30	M6	12	M20x1,5	G1/2	30	M6	13	M16x1,5	G3/8
10A(C)5,7X310	5,7	48,5	100,1	30	M6	12	M20x1,5	G1/2	30	M6	13	M16x1,5	G3/8
10A(C)6,1X310	6,1	49,4	101,8	30	M6	12	M20x1,5	G1/2	30	M6	13	M16x1,5	G3/8

10A...X340

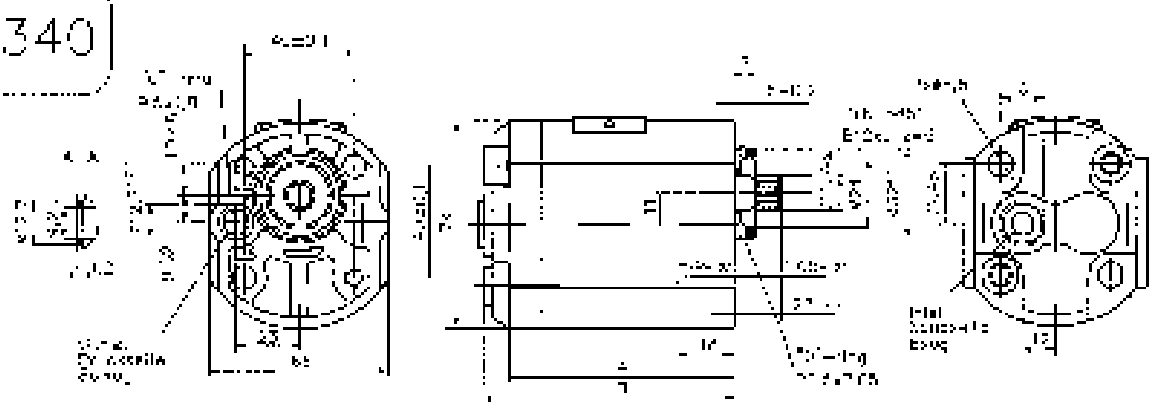

Type / Typ / Тип	Displacement / Foerdervolumen / Рабочий объем	Dimensions / Abmessungen / Размеры A	B	Inlet / Saugseite / Вход E	d	F	H	G	Outlet / Druckseite / Выход E	d	F	H	G
	cm³	mm		mm									
10A1X340	1	71,0	81,0					G3/8					
10A1,25X340	1,25	72,6	83,2					G3/8					
10A1,6X340	1,60	73,6	83,6					G3/8					
10A2X340	2	75,2	85,2					G3/8					
10A2,5X340	2,5	77,2	87,2					G3/8					
10A3,15X340	3,15	79,8	89,6					G3/8					
10A3,55X340	3,55	81,5	91,9					G3/8					
10A4,2X340	4,2	84,1	94,1					G3/8					
10A5X340	5	87,1	97,1					G3/8					
10A5,7X340	5,7	90,1	100,1					G3/8					
10A6,3X340	6,3	91,7	101,7					G3/8					

10C...X340

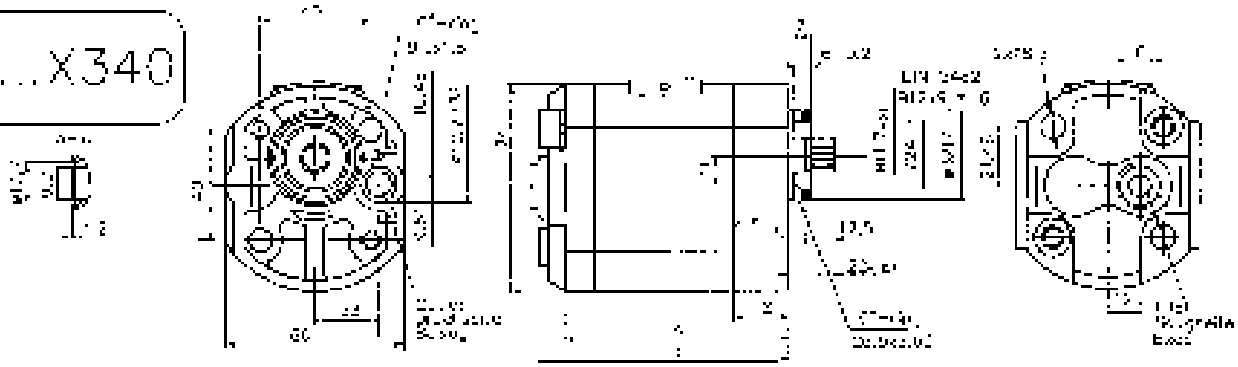

Type / Typ / Тип	Displacement / Foerdervolumen / Рабочий объем	Dimensions / Abmessungen / Размеры A	B	Inlet / Saugseite / Вход E	d	F	H	G	Outlet / Druckseite / Выход E	d	F	H	G
	cm³	mm		mm									
10C1X340	1	71,0	81,0					G3/8					
10C1,25X340	1,25	72,6	82,0					G3/8					
10C1,6X340	1,6	73,6	83,6					G3/8					
10C2X340	2	75,2	85,2					G3/8					
10C2,5X340	2,50	77,2	87,2					G3/8					
10C3,15X340	3,15	79,8	89,8					G3/8					
10C3,55X340	3,55	81,9	91,9					G3/8					
10C4,2X340	4,2	84,1	94,1					G3/8					
10C5X340	5	87,1	97,1					G3/8					
10C5,7X340	5,7	90,1	100,1					G3/8					
10C6,3X340	6,3	91,7	101,7					G3/8					

10A...X342

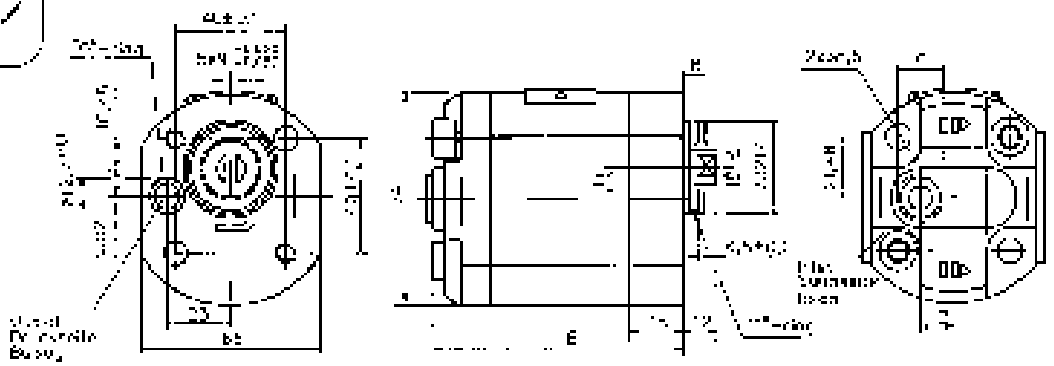

Type / Typ / Тип	Displacement / Fördervolumen / Рабочий объем	Dimensions / Abmessungen / Размеры										
		A	B	Inlet / Saugseite / Вход					Outlet / Druckseite / Выход			
				F	d	F1	V	C	E	d	F1	V	C
	cm³	mm		mm					mm				
10A10X342	1		81,0					G3/8					
10A1,25X342	1,25		82,0					G3/8					
10A1,6X342	1,60		83,6					G3/8					
10A2X342	2		85,2					G3/8					
10A2,5X342	2,5		87,7					G3/8					
10A3,15X342	3,15		88,6					G1/8					
10A3,65X342	3,65		91,8					G3/8					
10A4,2X342	4,2		94,1					G3/8					
10A5X342	5		97,1					G3/8					
10A5,7X342	5,7		100,1					G3/8					
10A6,1X342	6,1		101,7					G3/8					

10C...X342

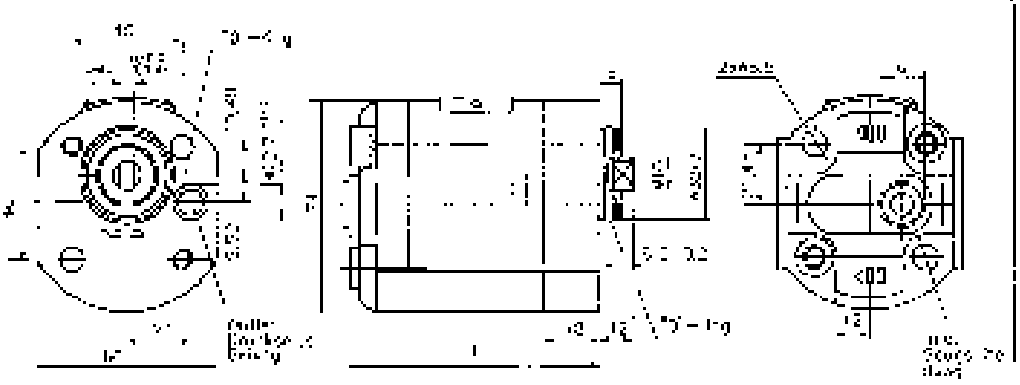

Type / Typ / Тип	Displacement / Fördervolumen / Рабочий объем	Dimensions / Abmessungen / Размеры										
		A	B	Inlet / Saugseite / Вход					Outlet / Druckseite / Выход			
				F	d	F1	V	C	E	d	F1	V	C
	cm³	mm		mm					mm				
10C1X342	1		81,0					G3/8					
10C1,25X342	1,25		82,0					G3/8					
10C1,6X342	1,6		83,6					G3/8					
10C2X342	2		85,2					G3/8					
10C2,50X342	2,50		87,2					G3/8					
10C3,15X342	3,15		89,8					G3/8					
10C3,65X342	3,65		91,8					G3/8					
10C4,2X342	4,2		94,1					G3/8					
10C5X342	5		97,1					G3/8					
10C5,7X342	5,7		100,0					G3/8					
10C6,1X342	6,1		101,7					G3/8					

Hydraulic Gear Pumps
Hydraulische Zahnradpumpen
Шестеренные насосы
Gr 20 250 bar

Used symbols:	Bezeichnungen:	Обозначения:
q - displacement;	Foerdervolumen;	рабочий объем
p_{nom} - nominal pressure;	nominal Druck;	номинальное давление
n_{min} - minimal speed;	minimal Geschwindigkeit;	минимальная скорость
n_{nom} - nominal speed;	nominal Geschwindigkeit;	номинальная скорость
n_{max} - maximal speed;	maximal Geschwindigkeit;	максимальная скорость
P_{nom} - power at p_{nom} and n_{nom}	Leistung bei p_{nom} und n_{nom}	мощность при p_{nom} и n_{nom}
P_{max} - power at p_{nom} and n_{max}	Leistung bei p_{nom} und n_{max}	мощность при p_{nom} и n_{max}
volumetric efficiencies;	volumetrischer Wirkungsgrad;	объемный кпд
η_{qmin} - at min. speed;	bei min. Geschwindigkeit;	при мин. скорость
η_{qnom} - at nom. speed;	bei nom. Geschwindigkeit;	при ном. скорость
η_{qmax} - at max. speed;	bei max. Geschwindigkeit;	при макс. скорость
efficiencies;	Wirkungsgrad gesamt;	общий КПД.
η_{min} - at min. speed;	bei min. Geschwindigkeit;	при мин. скорость
η_{nom} - at nom. speed;	bei nom. Geschwindigkeit;	при ном. скорость
η_{max} - at max. speed;	bei max. Geschwindigkeit;	при ном. скорость

q	cm^3	4.5	6.3	8.2	10	11	12	14	15	16	19	22	25
p_{nom}	bar	250	250	250	250	250	250	250	250	250	200	200	160
n_{min}	min^{-1}	650	650	650	650	650	650	650	650	650	650	650	650
n_{nom}	min^{-1}	1500	1500	1500	1500	1500	1500	1500	1500	1500	1500	1500	1500
n_{max}	min^{-1}	3500	3500	3500	3500	3500	3500	3500	2500	2500	2500	2000	2000
η_{qmin}	%	75	76	77	77	78	78	78	80	80	82	82	82
η_{min}	%	67	68	69	70	71	71	71	74	74	74	74	74
η_{qnom}	%	90	91	91	92	92.5	92.5	92.5	93.5	93.5	94	94	94
η_{nom}	%	80	82	83	83.5	84	84	84	85	85	85	85	85
η_{qmax}	%	91	92	92	93	93	94	95	96	96	96	96	96
η_{max}	%	81	83	84	84	85	85	85	86	86	86	86	86
P_{nom}	kW	3.1	4.1	5.6	6.8	7.4	8.3	9.7	10.1	11	10.2	12	11
P_{max}	kW	7	9.5	13	15.8	17.4	19	19.2	17	18.5	17	18	18.5

20A...X006

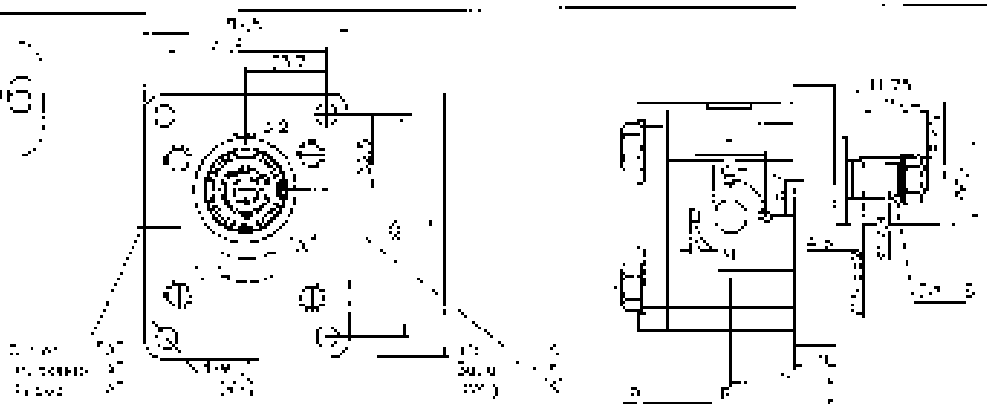

Type / Typ / Тип	Displacement / Fördervolumen / Рабочий объем	Dimensions / Abmessungen / Размеры A	B	Inlet / Saugseite / Вход E	d	Г	w	Outlet / Druckseite / Выход F	d	Г	w
	cm³	mm									
20A(C)4...X006	4,0	42,5	80	30	M6	13	M22x1,5	30	M6	13	M16x1,5
20A(C)5,3...X006	5,3	42,5	80	30	M6	13	M22x1,5	30	M6	13	M16x1,5
20A(C)6,3...X006	6,3	42,5	80	30	M6	13	M22x1,5	30	M6	13	M16x1,5
20A(C)8...X006	8	47	82	40	M8	19	M22x1,5	30	M6	14	M16x1,5
20A(C)10...X006	10,3	48	91,1	40	M8	19	M22x1,5	30	M6	14	M16x1,5
20A(C)12...X006	12	49,7	92,5	40	M8	19	M22x1,5	30	M6	14	M16x1,5
20A(C)14...X006	14	53,7	95,4	40	M8	19	M22x1,5	30	M6	14	M16x1,5
20A(C)15...X006	15	51	95,9	40	M8	19	M22x1,5	30	M6	14	M16x1,5
20A(C)16...X006	16	51,6	98,6	40	M8	19	M22x1,5	30	M6	14	M16x1,5
20A(C)18...X006	19	54	103,5	40	M8	19	M22x1,5	30	M6	14	M16x1,5
20A(C)22...X006	22	55,5	109,5	40	M8	19	M22x1,5	30	M6	14	M16x1,5
20A(C)25...X006	25	56,2	113,4	40	M8	19	M22x1,5	30	M6	14	M16x1,5
20A(C)14...X006A	14	53,5	95,4	40	M8	19	M22x1,5	30	M6	14	M16x1,5
20A(C)15...X006A	15	51,5	95,9	40	M8	19	M22x1,5	30	M6	14	M16x1,5
20A(C)18...X006A	18	54	103,5	40	M8	19	M22x1,5	30	M6	14	M16x1,5

20A...X016...

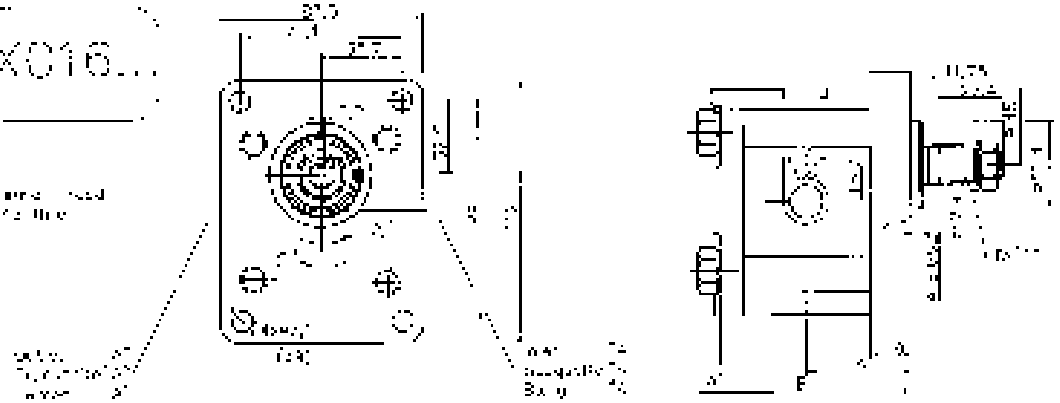

Type / Typ / Тип	Displacement / Fördervolumen / Рабочий объем	Dimensions / Abmessungen / Размеры A	B	Inlet / Saugseite / Вход E	d	Г	w	Outlet / Druckseite / Выход F	d	Г	w
	cm³	mm									
20A(C)4,5...X016	4,5	42,5	80				M22x1,5				M16x1,5
20A(C)5,3...X016...	5,3	42,5	80				M22x1,5				M16x1,5
20A(C)6,3...X016...	6,3	42,5	80				M22x1,5				M16x1,5
20A(C)8...X016...	8	47	82				M22x1,5				M16x1,5
20A(C)10...X016...	10,1	48	91,1				M22x1,5				M16x1,5
20A(C)12...X016...	12	49,7	92,5				M22x1,5				M16x1,5
20A(C)14...X016...	14	53,2	95,4				M22x1,5				M16x1,5
20A(C)15...X016...	15	51	95,9				M22x1,5				M16x1,5
20A(C)16...X016...	16	51,6	98,6				M22x1,5				M16x1,5
20A(C)18...X016...	18	54	103,5				M22x1,5				M16x1,5
20A(C)22...X016...	22	55,5	109,5				M22x1,5				M16x1,5
20A(C)25...X016...	25	56,2	113,4				M22x1,5				M16x1,5

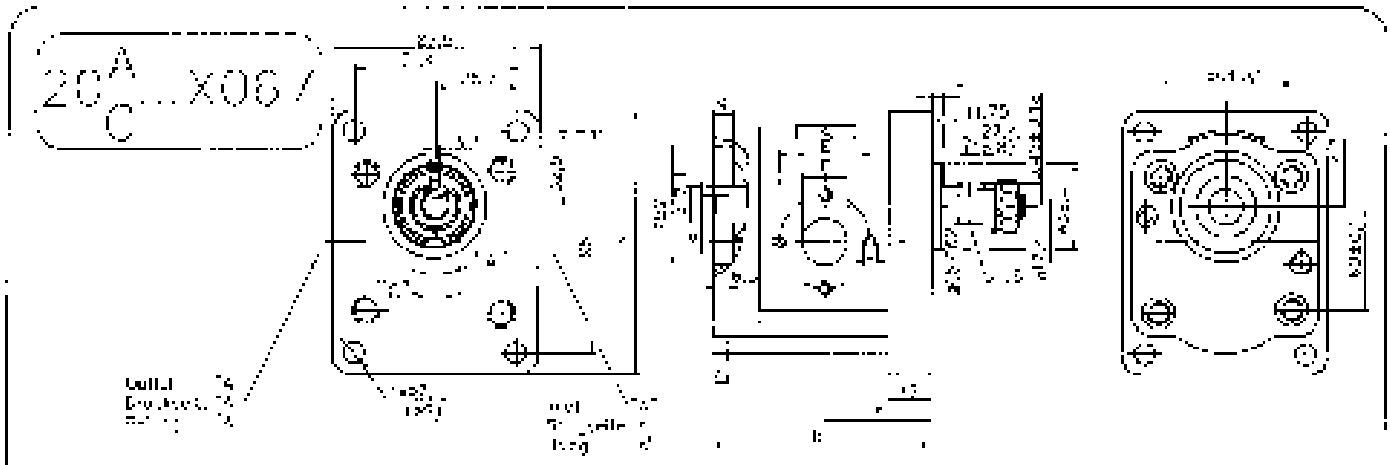

Type / Typ / Тип	Displacement / Fördervolumen / Рабочий объем cm³	Dimensions / Abmessungen / Размеры A	B	Inlet / Saugseite / Всасывание E	d	F	V	G	Outlet / Druckseite / Нагнетание C	d	F	V	G
		mm											
20A(C)4,5X067	4,5	42,5	47,5	30	M5	13			30	M5	13		
20A(C)6,3X067	6,3	44	49,7	30	M5	13			30	M5	13		
20A(C)8,0X067	8,0	46,5	52,2	30	M5	13			30	M5	13		
20A(C)10X067	10	47	56,2	40	M5	13			30	M5	14		
20A(C)11X067	11,5	48	58,2	40	M5	13			30	M5	14		
20A(C)12X067	12	48,6	59,5	40	M5	13			30	M5	14		
20A(C)14X067	14	50	62,6	40	M5	13			30	M5	14		
20A(C)16X067	16	[illegible]	64,1	40	M5	13			30	M5	14		
20A(C)18X067	18	53	65,8	40	M5	13			30	M5	14		
20A(C)19X067	19	54	66,7	40	M5	13			30	M5	14		
20A(C)22X067	22	57	69,7	40	M5	13			30	M5	14		
20A(C)25X067	25	59,2	70,6	40	M5	13			40	M5	14		

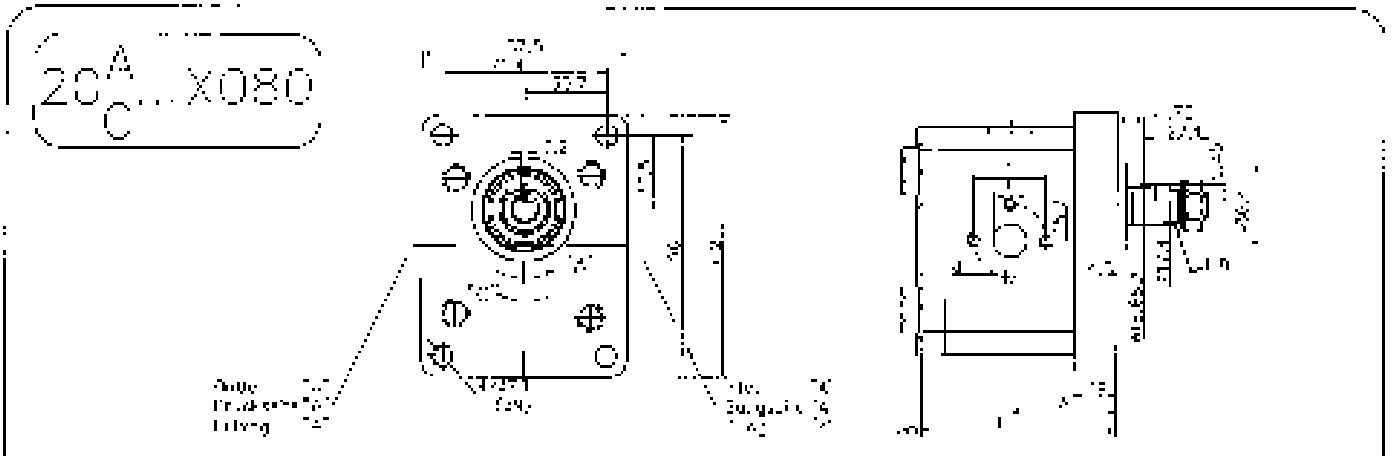

Type / Typ / Тип	Displacement / Fördervolumen / Рабочий объем cm³	Dimensions / Abmessungen / Размеры A	B	Inlet / Saugseite / Всасывание C	d	F	V	G	Outlet / Druckseite / Нагнетание C	d	F	V	G
		mm											
20A(C)4,5X080	4,5	42,5	60	30	1/4-20UNC	13			30	1/4-20UNC	12		
20A(C)6,3X080	6,3	42,5	60	30		13			30		12		
20A(C)8,0X080	8,0	47,5	60	30		13			30		13		
20A(C)10X080	10	47	60	40	5/16-18UNC	13			30		14		
20A(C)11X080	11,5	48	60	40		13			30		14		
20A(C)12X080	12	48,2	62,5	40		13			30		14		
20A(C)14X080	14	50,2	65,4	40		13			30		14		
20A(C)15X080	15	[illegible]	66,9	40		13			30		14		
20A(C)16X080	16	51,8	68,4	40		13			30		14		
20A(C)19X080	19	54	103,3	40		13			30		14		
20A(C)22X080	22	56,5	108,4	40		13			30		14		
20A(C)25X080	25	58,7	113,4	40		13			40	5/16-18UNC	14		

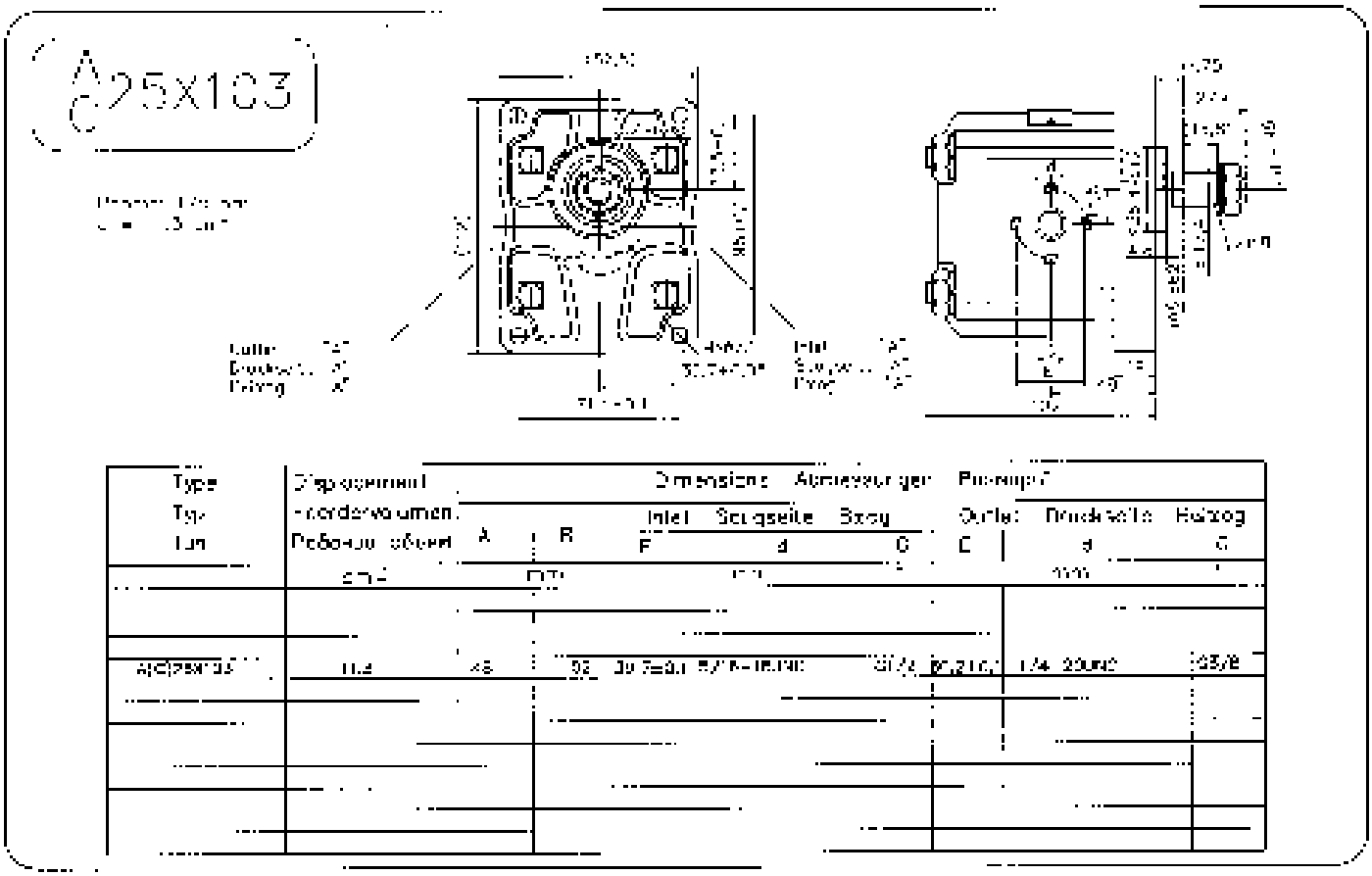

Type / Typ / Тип	Displacement / Fördervolumen / Рабочий объем	Dimensions / Abmessungen / Размеры							
		A	B	Inlet / Saugseite / Вход F	d	G	Outlet / Druckseite / Выход C	d	G
	cm³	mm							
A(C)25X103	11,2	48	92	30,7±0,1	57/4	10,210	1/4	20x42	3/8

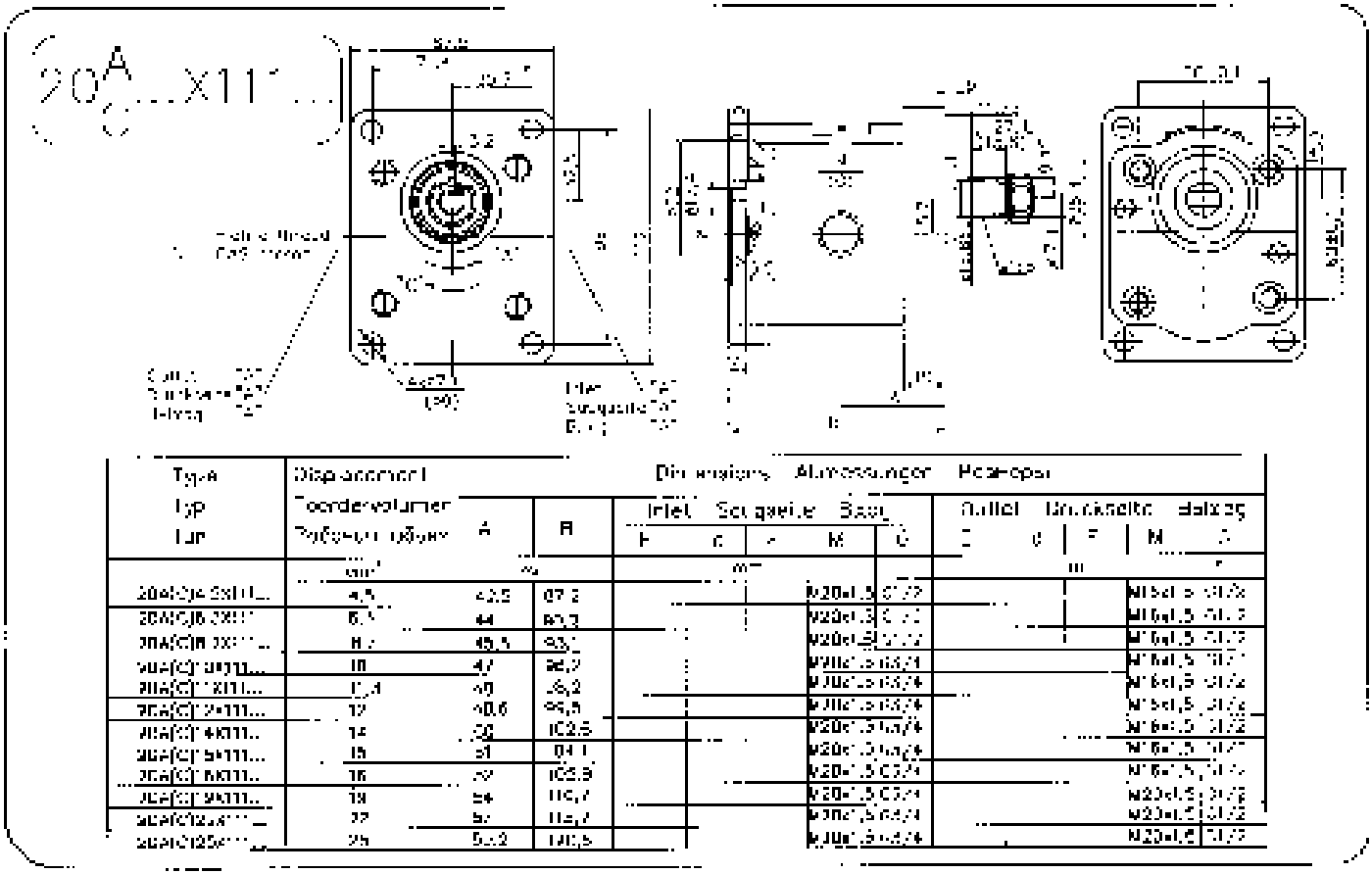

Type / Typ / Тип	Displacement / Fördervolumen / Рабочий объем	Dimensions / Abmessungen / Размеры												
		A	B	Inlet / Saugseite / Вход F	G	d	M	G	Outlet / Druckseite / Выход C	G	F	M	d
	cm³	mm											
20A(C)6 2X11...	4,5	42,5	87,3				M20x1,5	G 3/4				M16x1,5	G 1/2
20A(C)8 2X11...	6,3	44	89,3				M20x1,5	G 3/4				M16x1,5	G 1/2
20A(C)10 2X11...	8,2	45,5	93,1				M20x1,5	G 3/4				M16x1,5	G 1/2
20A(C)12 2X11...	10	47	96,2				M20x1,5	G 3/4				M16x1,5	G 1/2
20A(C)14 2X11...	12,4	48	98,2				M20x1,5	G 3/4				M16x1,5	G 1/2
20A(C)16 2X11...	12	50,6	99,5				M20x1,5	G 3/4				M16x1,5	G 1/2
20A(C)18 2X11...	14	52	102,5				M20x1,5	G 3/4				M16x1,5	G 1/2
20A(C)20 2X11...	15	53	104,1				M20x1,5	G 3/4				M16x1,5	G 1/2
20A(C)22 2X11...	16	57	108,8				M20x1,5	G 3/4				M16x1,5	G 1/2
20A(C)25 2X11...	18	54	110,7				M20x1,5	G 3/4				M20x1,5	G 3/4
20A(C)32 2X11...	22	57	116,7				M20x1,5	G 3/4				M20x1,5	G 3/4
20A(C)125 2X11...	25	59,2	121,5				M20x1,5	G 3/4				M20x1,5	G 3/4

Hydraulic Gear Pumps
Hydraulische Zahnradpumpen
Шестеренные насосы

Gr. 20 250 Bar

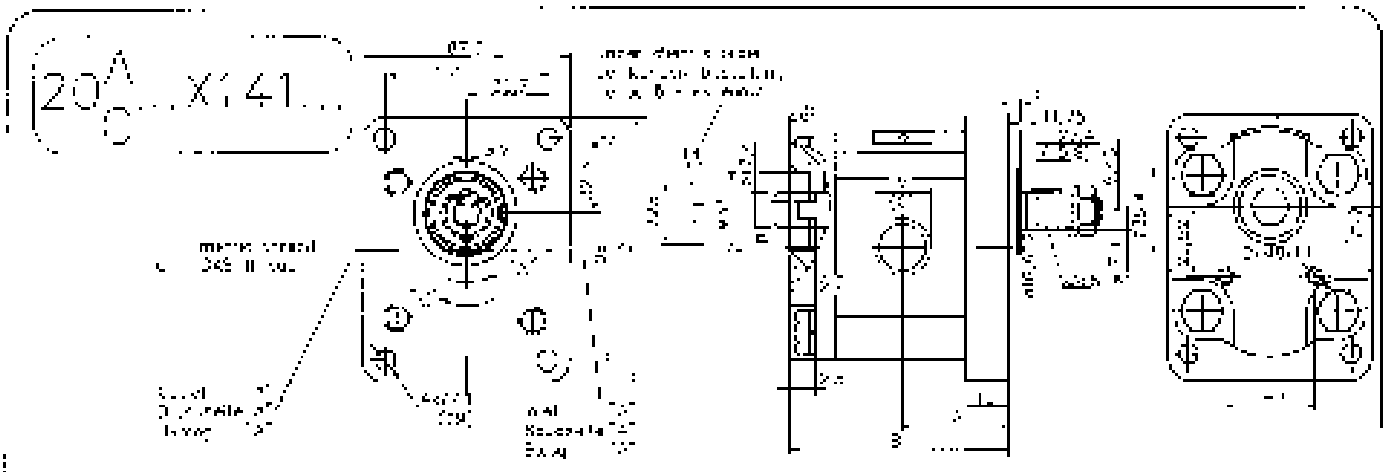

Type / Typ / Тип	Displacement / Fördervolumen / Рабочий объем	Dimensions / Abmessungen / Размеры A	B	Inlet / Saugseite / Всасывание E	d	F	M	G	Outlet / Druckseite / Нагнетание E	d	F	M	G
	cm³	mm											
20A(C)4,5X141...	4,5	42	89,7				M20x1,5	31/2				M16x1,5	31/2
20A(C)5,5X141...	5,5	44	89,7				M20x1,5	31/2				M16x1,5	31/2
20A(C)6,2X141...	6,2	45,5	89,6				M20x1,5	31/2				M16x1,5	31/2
20A(C)8X141...	8	47	89,7				M20x1,5	31/2				M16x1,5	31/2
20A(C)11X141...	11,2	48	90,7				M20x1,5	31/2				M16x1,5	31/2
20A(C)12X141...	12	48,6	100				M20x1,5	31/2				M16x1,5	31/2
20A(C)14X141...	14	50	105,1				M20x1,5	31/2				M16x1,5	31/2
20A(C)15X141...	15	51	105,6				M20x1,5	31/2				M16x1,5	31/2
20A(C)16X141...	16	52	108,3				M20x1,5	31/2				M16x1,5	31/2
20A(C)18X141...	18	54	113,2				M20x1,5	31/2				M20x1,5	31/2
20A(C)22X141...	22	57	118,2				M20x1,5	31/2				M20x1,5	31/2
20A(C)25X141...	25	59,2	123,1				M20x1,5	31/2				M20x1,5	31/2

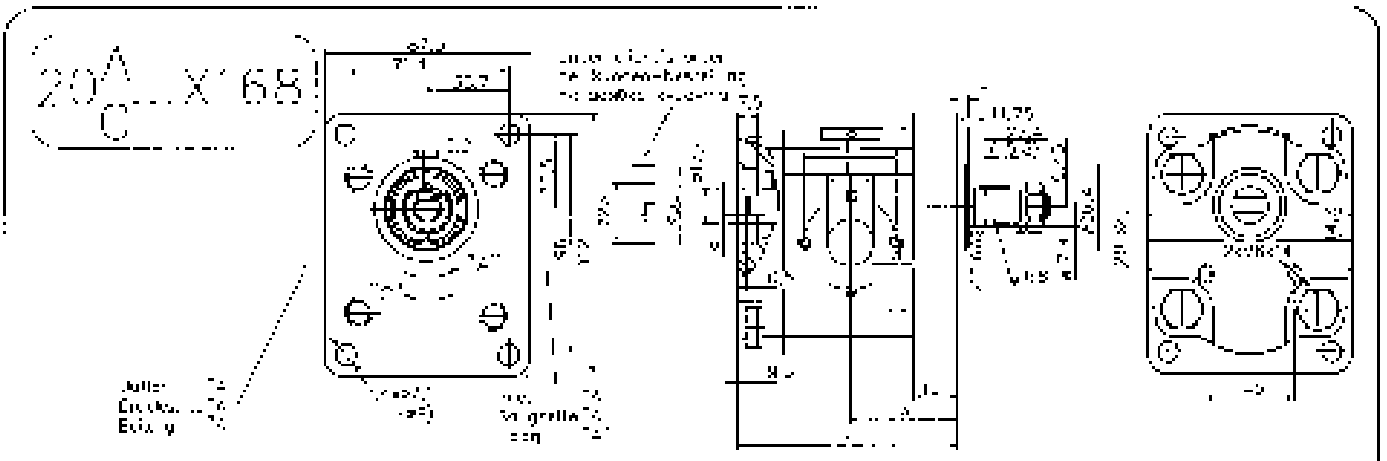

Type / Typ / Тип	Displacement / Fördervolumen / Рабочий объем	Dimensions / Abmessungen / Размеры A	B	Inlet / Saugseite / Всасывание E	d	F	G	Outlet / Druckseite / Нагнетание F	d	F	M	G
	cm³	mm										
20A(C)4,5X168	4,5	42,5	89,7	20	M8	13		20	M8	13		
20A(C)5,5X168	5,5	44	90,7	20	M8	13		20	M8	13		
20A(C)6,2X168	6,2	45,5	89,6	20	M8	13		20	M8	13		
20A(C)8X168	8	47	89,7	20	M8	13		20	M8	14		
20A(C)11X168	11,2	48	90,7	20	M8	13		20	M8	14		
20A(C)12X168	12	48,6	100	20	M8	13		20	M8	14		
20A(C)14X168	14	50	105,1	20	M8	13		20	M8	14		
20A(C)15X168	15	51	105,6	20	M8	13		20	M8	14		
20A(C)16X168	16	52	108,3	20	M8	13		20	M8	14		
20A(C)18X168	18	54	113,2	20	M8	13		20	M8	14		
20A(C)22X168	22	57	118,2	20	M8	13		20	M8	14		
20A(C)25X168	25	59,2	123,1	20	M8	13		20	M8	13		

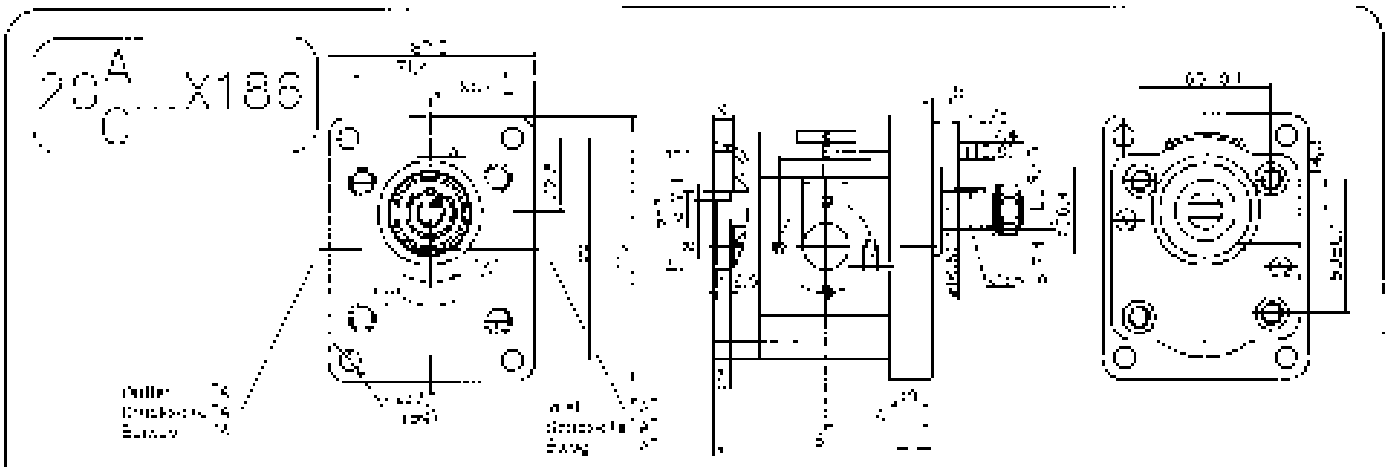

Type	Displacement	Dimensions		Inlet					Outlet				
		A	B										
	cm³	mm											
20A/C4,5x186	4,5	42,5	87,2	30	M6	13			30	M6	13		
20A/C6,3x186	6,3	42,5	87,2	30	M6	13			30	M6	13		
20A/C8,2x186	8,2	42,5	87,2	30	M6	13			30	M6	13		
20A/C10x186	10	47	87,2	40	M8	19			30	M6	13		
20A/C11,8x186	11,8	48,5	88,2	40	M8	19			30	M6	13		
20A/C12x186	12	48,5	89,5	40	M8	19			30	M6	13		
20A/C14x186	14	50,5	102,6	40	M8	19			30	M6	13		
20A/C16x186	16	51	104,7	40	M8	19			30	M6	13		
20A/C18,4x186	18,4	51,5	105,8	40	M8	19			30	M6	13		
20A/C19x186	19	51	110,7	40	M8	19			30	M6	13		
20A/C22x186	22	56,5	115,7	40	M8	19			30	M6	13		
20A/C25x186	25	56,2	120,6	40	M8	19			40	M8	13		

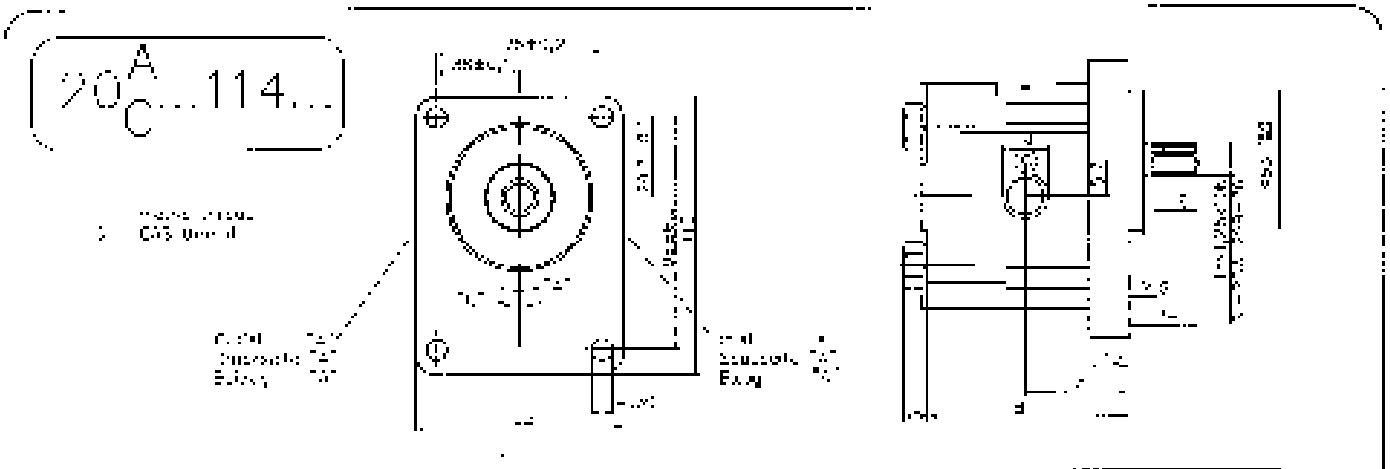

Type	Displacement	Dimensions		Inlet					Outlet				
		A	B										
	cm³	mm											
20A/C4,5x114...	4,5	42,5	82,1				M 8x1,5	21/22				M 14x1,5	21/22
20A/C6,3x114...	6,3	42,5	80				M 8x1,5	21/22				M 14x1,5	21/22
20A/C8,2x114...	8,2	42,5	80				M 8x1,5	21/22				M 14x1,5	21/22
20A/C10x114...	10	47	80				M22x1,5	21/22				M18x1,5	21/22
20A/C11,8x114...	11,8	48,5	91,1				M22x1,5	21/22				M18x1,5	21/22
20A/C12x114...	12	49	92,3				M22x1,5	21/22				M18x1,5	21/22
20A/C14x114...	14	49	92,5				M22x1,5	21/22				M18x1,5	21/22
20A/C16x114...	16	49,5	94				M22x1,5	21/22				M18x1,5	21/22
20A/C18x114...	16	50,5	95,5				M22x1,5	21/22				M18x1,5	21/22
20A/C19x114...	19	53	100,5				M22x1,5	21/22				M18x1,5	21/22
20A/C22x114...	22	57	109,5				M22x1,5	21/22				M18x1,5	21/22
20A/C25x114...	25	59,2	113,4				M22x1,5	21/22				M18x1,5	21/22

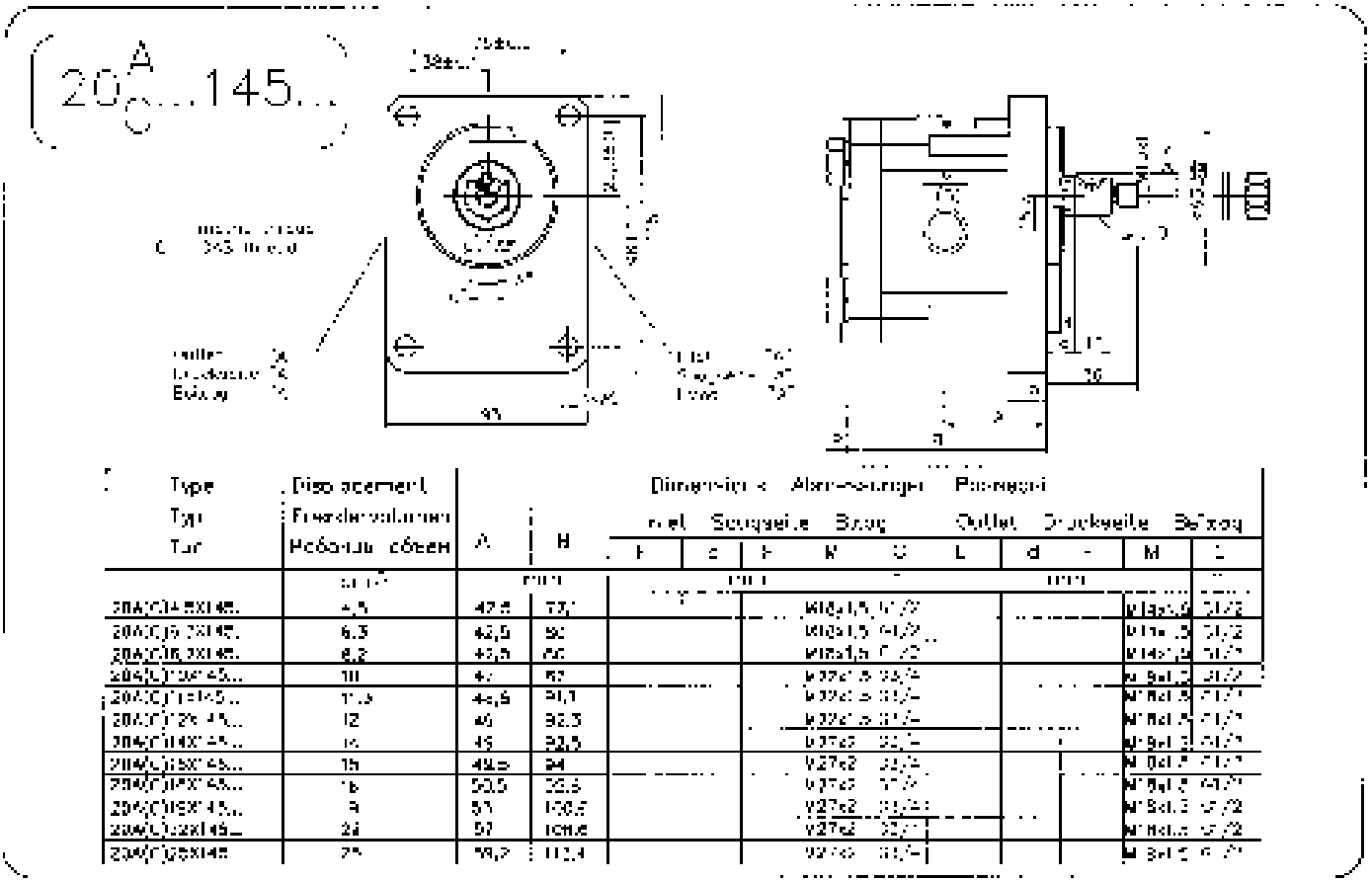

Type / Typ / Тип	Displacement / Fördervolumen / Рабочий объем	Dimensions / Abmessungen / Размеры		Inlet / Saugseite / Вход				Outlet / Druckseite / Выход			
		A	B	F	E	P	N	C	L	d	M	C
	cm³	mm		mm					mm			
20A/C14,5x145...	4,5	47,5	73,1				M18x1,5	21/2			M14x1,5	21/2
20A/C16,3x145...	5,3	42,5	80				M18x1,5	21/2			M14x1,5	21/2
20A/C18,2x145...	6,2	43,5	86				M18x1,5	21/2			M14x1,5	21/2
20A/C20x145...	7,0	45	87				M22x1,5	21/2			M14x1,5	21/2
20A/C22x145...	7,9	44,5	91,1				M22x1,5	21/2			M18x1,5	21/2
20A/C25x145...	8,9	46	92,5				M22x1,5	21/2			M18x1,5	21/2
20A/C28x145...	10	45	93,5				M27x2	21/2			M18x1,5	21/2
20A/C31,5x145...	11,5	48,5	94				M27x2	21/2			M18x1,5	21/2
20A/C35x145...	13	50,5	96,5				M27x2	21/2			M18x1,5	21/2
20A/C40x145...	15	51	100,5				M27x2	21/2			M18x1,5	21/2
20A/C45x145...	16,5	52	104,5				M27x2	21/2			M18x1,5	21/2
20A/C50x145...	18	54	108,5				M27x2	21/2			M18x1,5	21/2
20A/C56x145...	21	57	109,5				M27x2	21/2			M18x1,5	21/2
20A/C63x145	23	59,5	112,4				M27x2	21/2			M18x1,5	21/2

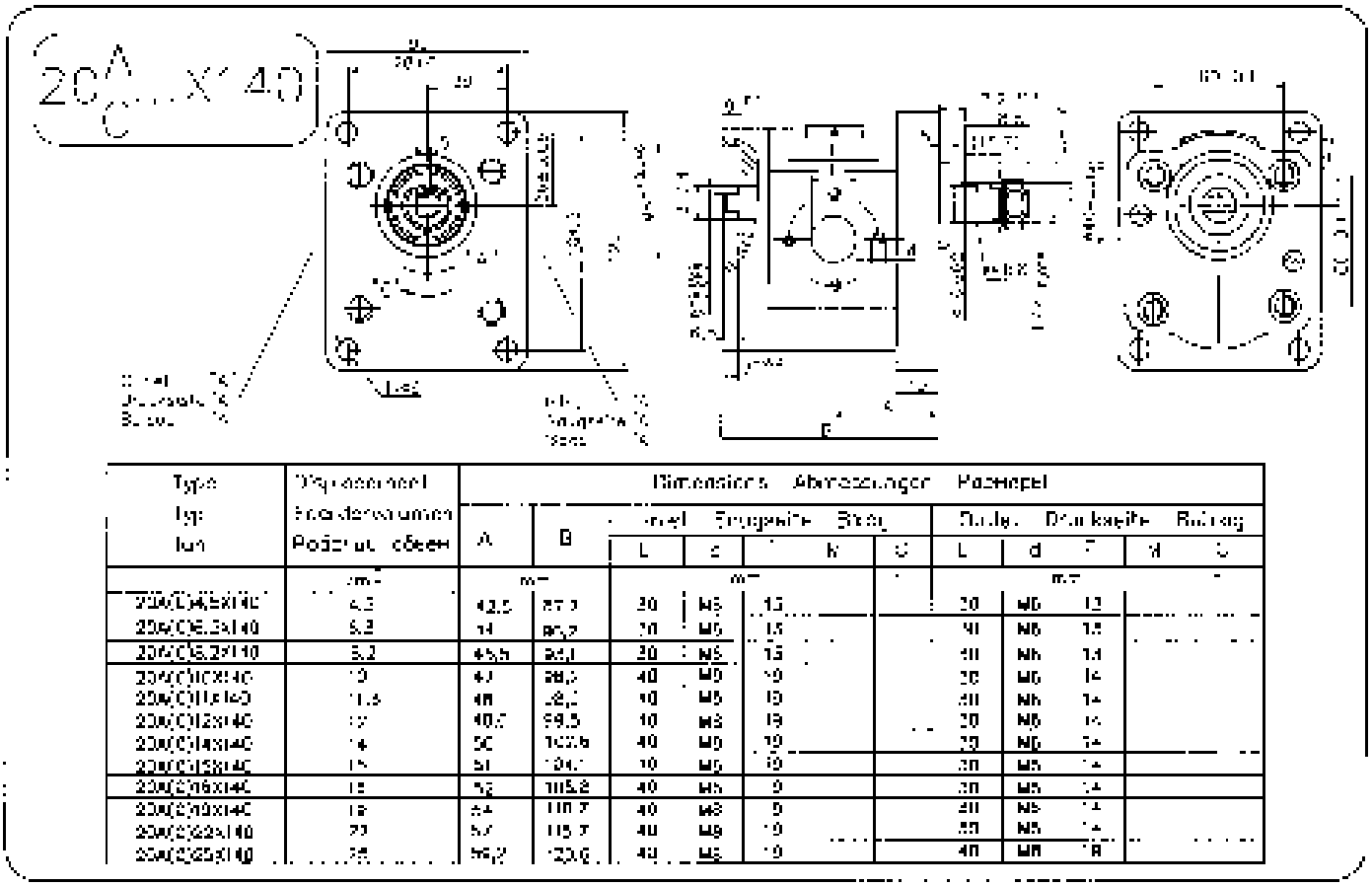

Type / Typ / Тип	Displacement / Fördervolumen / Рабочий объем	Dimensions / Abmessungen / Размеры		Inlet / Saugseite / Вход				Outlet / Druckseite / Выход			
		A	B	L	E	N	C	L	d	F	M	C
	cm³	mm		mm				mm				
20A/C16,3x140	5,3	42,5	87,3	20	M5	15		20	M6	13		
20A/C18,2x140	6,2	44	89,2	20	M5	15		20	M6	13		
20A/C18,2x140	6,2	45,5	90,1	20	M5	15		20	M6	14		
20A/C20x140	7,0	47	90,2	20	M5	19		20	M6	14		
20A/C22x140	7,9	48	92,2	20	M5	19		20	M6	14		
20A/C25x140	8,9	49,2	99,5	20	M5	19		20	M6	14		
20A/C28x140	10	50	100,6	20	M5	19		20	M6	14		
20A/C31,5x140	11,5	51	104,7	20	M5	19		20	M6	14		
20A/C35x140	13	52	105,8	20	M5	19		20	M6	14		
20A/C40x140	15	54	110,7	20	M5	19		20	M6	14		
20A/C45x140	16,5	57	115,7	20	M5	19		20	M6	14		
20A/C50x140	18	59,2	120,6	20	M5	19		20	M6	18		

20 A/C ... X007

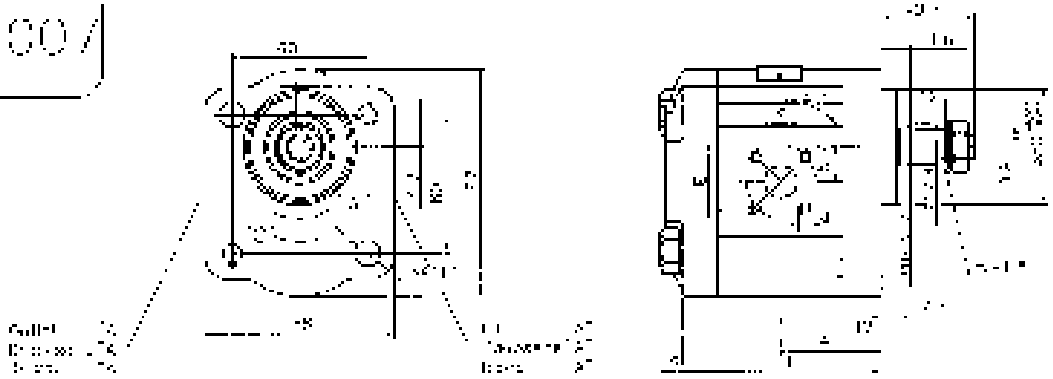

Type / Typ / Тип	Displacement / Fördervolumen / Рабочий объем	Dimensions / Abmessungen / Размеры											
		A	B	Inlet / Saugseite / Вход					Outlet / Druckseite / Выход				
				E	c	F			E	d			
	cm³	mm											
20A(C)4.5X007	4.5	77,5	75,0	40	M6	15	[illegible]		35	M6	15	[illegible]	
20A(C)6.5X007	6.5	38,6	78,7	40	M6	15	[illegible]		35	M6	15	[illegible]	
20A(C)8.5X007	8.5	40,6	78,7	40	M6	20	[illegible]		35	M6	15	[illegible]	
20A(C)10X007	10	45	81,7	40	M6	20	[illegible]		35	M6	15	[illegible]	
20A(C)11X007	11,5	45	79,5	40	M6	20	[illegible]		35	M6	15	[illegible]	
20A(C)12X007	12	45	[illegible]	40	M6	20	[illegible]		35	M6	15	[illegible]	
20A(C)14X007	14	45	89,[illegible]	40	M6	20	[illegible]		35	M6	15	[illegible]	
20A(C)15X007	15	45	85,5	40	M6	20	[illegible]		35	M6	15	[illegible]	
20A(C)16X007	16	45	97,2	40	M6	20	[illegible]		35	M6	15	[illegible]	
20A(C)18X007	18	45	[illegible]	40	M6	20	[illegible]		35	M6	15	[illegible]	
20A(C)22X007	22	52,5	107,7	40	M6	20	[illegible]		35	M6	15	[illegible]	
20A(C)25X007	25	[illegible]	112,7	40	M6	20	[illegible]		35	M6	15	[illegible]	

20 A/C ... X008

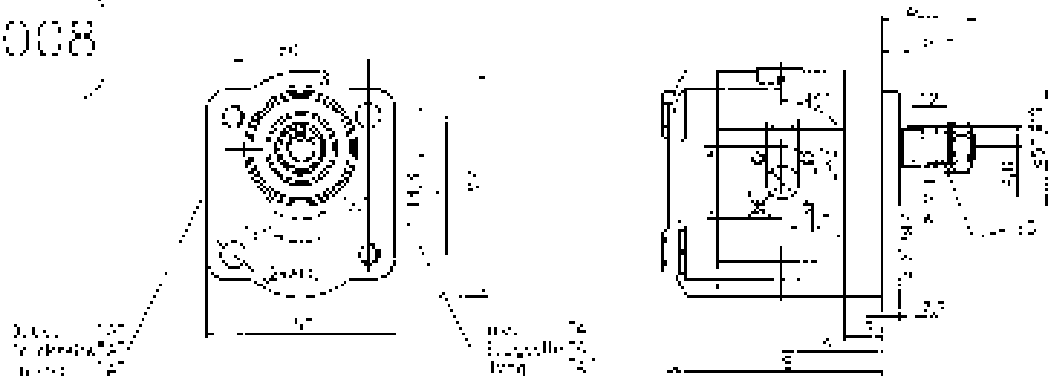

Type / Typ / Тип	Displacement / Fördervolumen / Рабочий объем	Dimensions / Abmessungen / Размеры											
		A	H	Inlet / Saugseite / Вход					Outlet / Druckseite / Выход				
				E	d	F			E	c	F	d	
	cm³	mm											
20A(C)4.5X008	4.5	37,2	75,8	40	M6	15	[illegible]		35	M6	15	[illegible]	
20A(C)6.5X008	6.5	38,5	78,7	40	M6	15	[illegible]		35	M6	15	[illegible]	
20A(C)8.5X008	8.5	40,6	80,7	40	M6	20	[illegible]		35	M6	15	[illegible]	
20A(C)10X008	10	45	87,7	40	M6	20	[illegible]		35	M6	15	[illegible]	
20A(C)11X008	11,5	45	85,5	40	M6	20	[illegible]		35	M6	15	[illegible]	
20A(C)12X008	12	45	91	40	M6	20	[illegible]		35	M6	15	[illegible]	
20A(C)14X008	14	45	94,1	40	M6	20	[illegible]		35	M6	15	[illegible]	
20A(C)15X008	15	45	95,5	40	M6	20	[illegible]		35	M6	15	[illegible]	
20A(C)16X008	16	45	97,2	40	M6	20	[illegible]		35	M6	15	[illegible]	
20A(C)18X008	18	45	105,7	40	M6	20	[illegible]		35	M6	15	[illegible]	
20A(C)22X008	22	52,5	110,7	40	M6	20	[illegible]		35	M6	15	[illegible]	
20A(C)25X008	25	52,7	112,1	40	M6	20	[illegible]		35	M6	15	[illegible]	

20A/C...X066

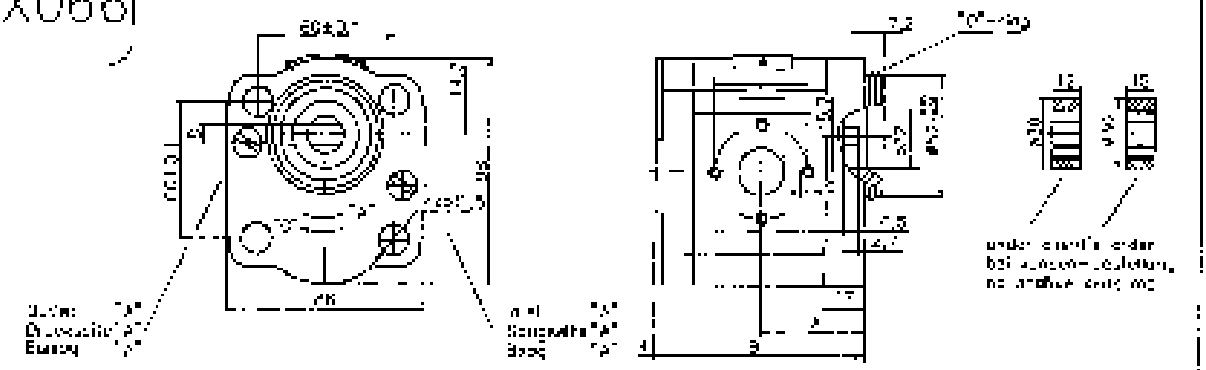

Type / Typ / Тип	Displacement / Foerdervolumen / Рабочий объем	Dimensions / Abmessungen / Размеры A	B	Inlet / Saugseite / Вход F	d	F	W	G	Outlet / Druckseite / Выход E	d	F	W	G
	cm³	mm		mm					mm				
20A/C)4,5X066	4,5	40,5	75	30	M8	13			30	M8	13		
20A/C)6,3X066	6,3	42	8[illegible]	30	M8	13			30	M8	13		
20A/C)8,2X066	8,2	43,5	84,9	30	M8	13			30	M8	13		
20A/C)10X066	10	45	87	40	M8	19			30	M8	14		
20A/C)11X066	11,5	46	88	40	M8	19			30	M8	14		
20A/C)12X066	12	46,5	89,5	40	M8	19			30	M8	14		
20A/C)14X066	14	48	93,4	40	M8	19			30	M8	14		
20A/C)15X066	15	49	94,9	40	M8	19			30	M8	14		
20A/C)16X066	16	50	96,9	40	M8	19			30	M8	14		
20A/C)18X066	18	52	101,5	40	M8	19			30	M8	14		
20A/C)22X066	22	55	106,5	40	M8	19			30	M8	14		
20A/C)25X066	25	57,2	111,4	40	M8	19			40	M8	19		

20A/C...X072

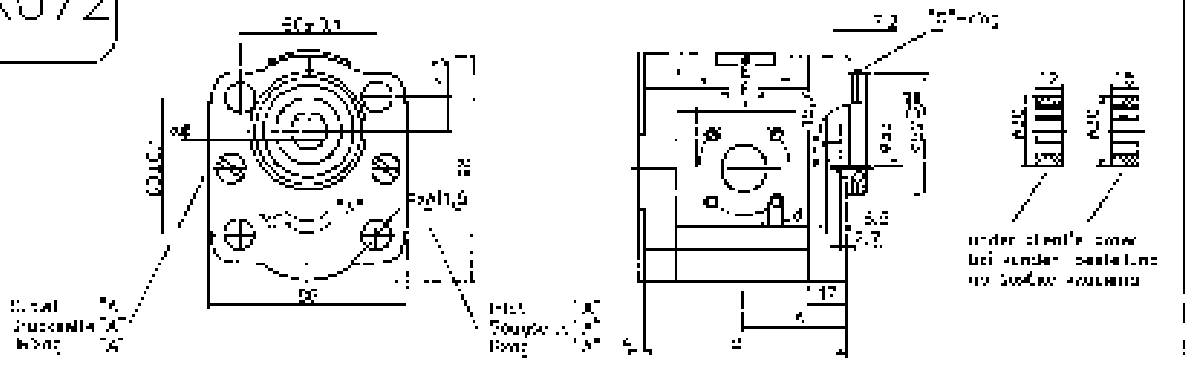

Type / Typ / Тип	Displacement / Foerdervolumen / Рабочий объем	Dimensions / Abmessungen / Размеры A	B	Inlet / Saugseite / Вход E	d	F	W	G	Outlet / Druckseite / Выход E	d	F	W	G
	cm³	mm		mm					mm				
20A/C)4,5X072	4,5	37,5	75,1	40	M6	15			35	M6	15		
20A/C)6,3X072	6,3	38,8	78	40	M6	15			35	M6	15		
20A/C)8,2X072	8,2	43,6	78	40	M6	20			35	M6	15		
20A/C)10X072	10	45	87	40	M6	20			35	M6	15		
20A/C)11X072	11,5	46	88,1	40	M6	20			35	M6	15		
20A/C)12X072	12	46	90,3	40	M6	20			35	M6	15		
20A/C)14X072	14	48	93,4	40	M6	20			35	M6	15		
20A/C)15X072	15	49	94,9	40	M6	20			35	M6	15		
20A/C)16X072	16	50	96,9	40	M6	20			35	M6	15		
20A/C)18X072	18	52	101,5	40	M6	20			35	M6	15		
20A/C)22X072	22	55,5	106,5	40	M6	20			35	M6	15		
20A/C)25X072	25	57,2	111,4	40	M6	20			35	M6	15		

20 A/C ...X077

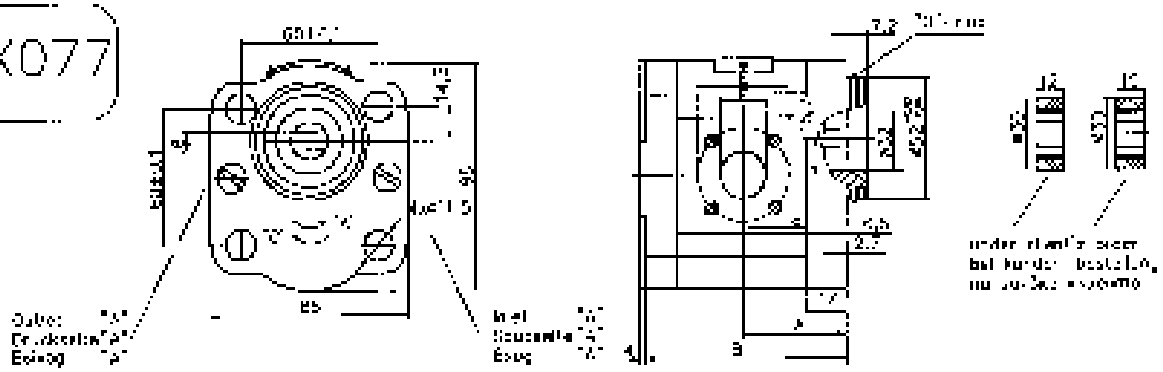

Type / Typ / Тип	Displacement / Foerdervolumen / Рабочий объем	Dimensions / Abmessungen / Размеры		Inlet / Saugseite / Вход					Outlet / Druckseite / Выход				
		A	B	E	G	F	M	S	E	G	F	M	S
	cm³	mm		mm					mm				
20A/C/4,5X077	4,5	32,3	72	40	M6	15			35	M6	15		
20A/C/6,3X077	6,3	38,6	81	40	M6	15			35	M6	15		
20A/C/8,2X077	8,2	43,8	83,9	40	M6	20			35	M6	15		
20A/C/10X077	10	45	87	40	M6	20			35	M6	15		
20A/C/11X077	11,2	45	88	40	M6	20			35	M6	15		
20A/C/12X077	12	45	90,3	40	M6	20			35	M6	15		
20A/C/14X077	14	45	93,4	40	M6	20			35	M6	15		
20A/C/15X077	15	45	94,5	40	M6	20			35	M6	15		
20A/C/16X077	16	45	96,5	40	M6	20			35	M6	15		
20A/C/19X077	19	45	101,5	40	M6	20			35	M6	15		
20A/C/22X077	22	52,5	106,5	40	M6	20			35	M6	15		
20A/C/25X077	25	57,2	111,4	40	M6	20			35	M6	15		
20A/C/13X077A	13	45	90,3	40	M6	20			35	M6	15		

20 A/C ...X083...

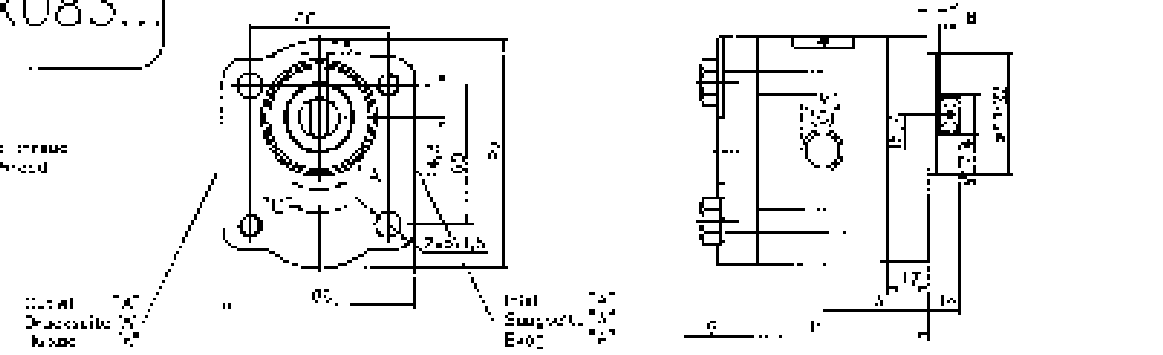

Type / Typ / Тип	Displacement / Foerdervolumen / Рабочий объем	Dimensions / Abmessungen / Размеры		Inlet / Saugseite / Вход					Outlet / Druckseite / Выход				
		A	B	E	G	F	M	S	E	G	F	M	S
	cm³	mm		mm					mm				
20A/C/4,5X083...	4,5	37,3	75,1				M20x1,5	G3/4				M16x1,5	G1/2
20A/C/6,3X083...	6,3	38,6	78				M20x1,5	G3/4				M16x1,5	G1/2
20A/C/8,2X083...	8,2	43,8	78				M20x1,5	G3/4				M16x1,5	G1/2
20A/C/10X083...	10	45	87				M20x1,5	G3/4				M16x1,5	G1/2
20A/C/11X083...	11,2	45	88				M20x1,5	G3/4				M16x1,5	G1/2
20A/C/12X083...	12	45	90,3				M20x1,5	G3/4				M16x1,5	G1/2
20A/C/14X083...	14	45	93,4				M20x1,5	G3/4				M16x1,5	G1/2
20A/C/15X083...	15	45	94,5				M20x1,5	G3/4				M16x1,5	G1/2
20A/C/16X083...	16	45	96,5				M20x1,5	G3/4				M16x1,5	G1/2
20A/C/19X083...	19	45	101,5				M20x1,5	G3/4				M20x1,5	G1/2
20A/C/22X083...	22	52,5	106,5				M20x1,5	G3/4				M20x1,5	G1/2
20A/C/25X083...	25	57,2	111,4				M20x1,5	G3/4				M20x1,5	G1/2

20A/C...X087

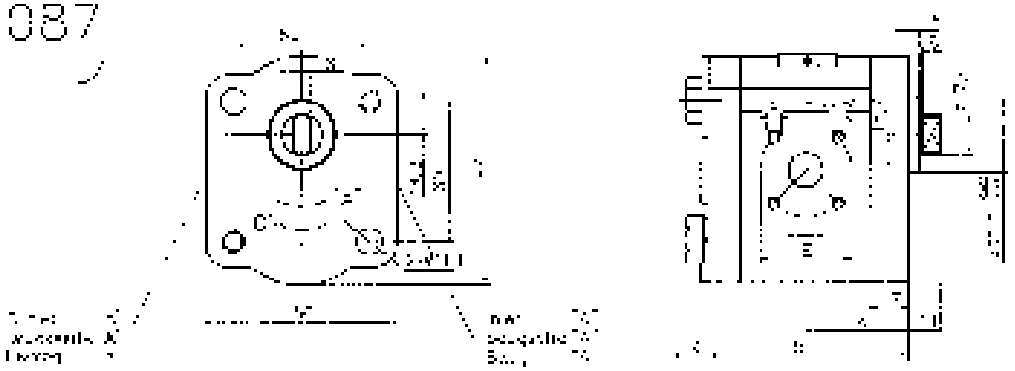

Type / Typ / Тип	Displacement / Foerdervolumen / Рабочий объем	Dimensions / Abmessungen / Размеры											
		A	H	Inlet / Saugseite / Всас			Drag / Abzug / Отвод		Outlet / Druckseite / Давление				
				E		F		C	E	d	F		
	cm³	mm		mm					mm				
20A/C14,5X087	4,5	37,5	35,8	40	M6	15	[illegible]	[illegible]	35	M6	15	[illegible]	[illegible]
20A/C16,3X087	6,3	38,6	38,2	40	M6	15	[illegible]	[illegible]	35	M6	15	[illegible]	[illegible]
20A/C18,2X087	8,2	40,6	38,2	40	M6	20	[illegible]	[illegible]	35	M6	15	[illegible]	[illegible]
20A/C10X087	10	45	40	40	M6	20	[illegible]	[illegible]	35	M6	15	[illegible]	[illegible]
20A/C11X087	11,3	45	40,1	40	M6	20	[illegible]	[illegible]	35	M6	15	[illegible]	[illegible]
20A/C12X087	12	47	40,3	40	M6	20	[illegible]	[illegible]	35	M6	15	[illegible]	[illegible]
20A/C14X087	14	48	43,4	40	M6	20	[illegible]	[illegible]	35	M6	15	[illegible]	[illegible]
20A/C15X087	15	50	50	40	M6	20	[illegible]	[illegible]	35	M6	15	[illegible]	[illegible]
20A/C16X087	16	52	56,5	40	M6	20	[illegible]	[illegible]	35	M6	15	[illegible]	[illegible]
20A/C19X087	19	55	63,5	40	M6	20	[illegible]	[illegible]	35	M6	15	[illegible]	[illegible]
20A/C22X087	22	58,5	68,5	40	M6	20	[illegible]	[illegible]	35	M6	15	[illegible]	[illegible]
20A/C25X087	25	62,5	112,1	40	M6	20	[illegible]	[illegible]	35	M6	15	[illegible]	[illegible]

20A/C...X095

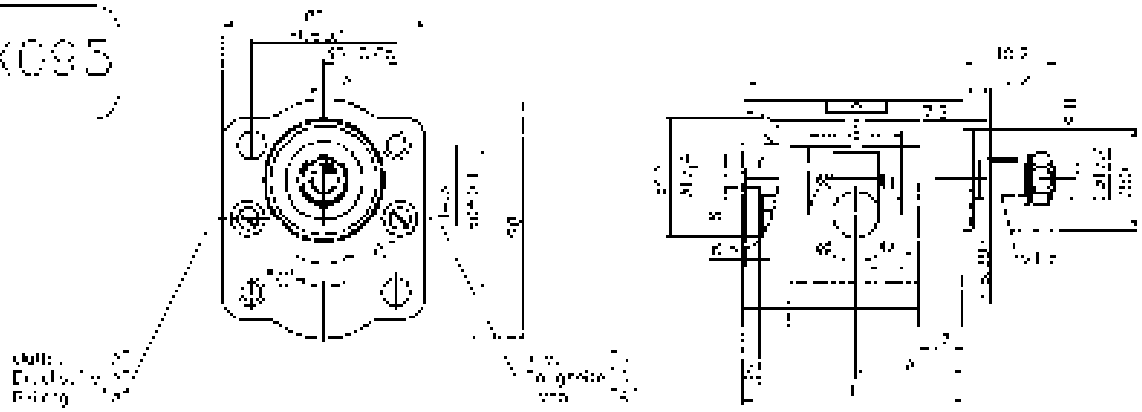

Type / Typ / Тип	Displacement / Foerdervolumen / Рабочий объем	Dimensions / Abmessungen / Размеры											
		A	B	Inlet / Saugseite / Всас			Drag / Abzug / Отвод		Outlet / Druckseite / Давление				
				E		F		C	E	d	F		
	cm³	mm		mm					mm				
20A/C14,5X095	4,5	40,5	35,2	40	M6	15			35	M6	15		
20A/C16,3X095	6,3	42	38,2	40	M6	15			35	M6	15		
20A/C18,2X095	8,2	43,5	38,1	40	M6	20			35	M6	15		
20A/C10X095	10	45	40,2	40	M6	20			35	M6	15		
20A/C11X095	11,3	46	38,2	40	M6	20			35	M6	15		
20A/C12X095	12	46,5	40,5	40	M6	20			35	M6	15		
20A/C14X095	14	48	100,6	40	M6	20			35	M6	15		
20A/C15X095	15	50	102,1	40	M6	20			35	M6	15		
20A/C16X095	16	50	103,8	40	M6	20			35	M6	15		
20A/C19X095	19	52	108,7	40	M6	20			35	M6	15		
20A/C22X095	22	55	113,7	40	M6	20			35	M6	15		
20A/C25X095	25	57,2	118,6	40	M6	20			35	M6	15		

20A...X096

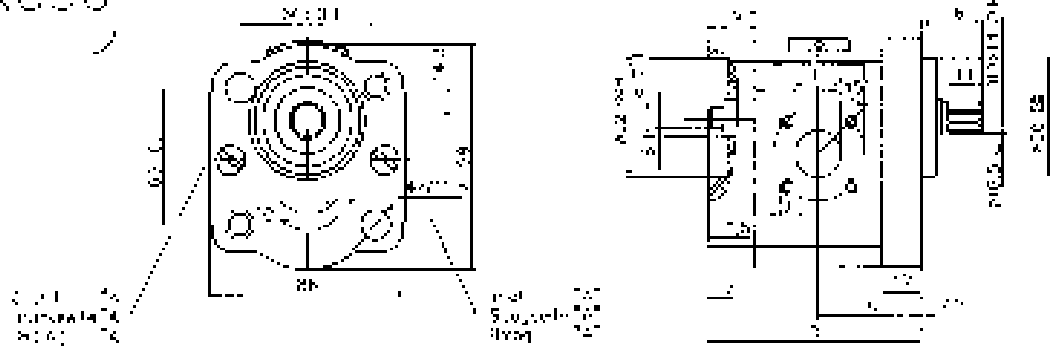

Type / Typ / Тип	Displacement / Fördervolumen / Рабочий объем	Dimensions / Abmessungen / Размеры A	B	Inlet / Saugseite / Вход E	U	F	V	G	Outlet / Druckseite / Выход E	U	F	V	G
	cm³	mm				mm					mm		
20A/C14,5X096	4,5	80,5	85	40	M6	15			35	M6	15		
20A/C16,5X096	5,2	82	86	40	M6	15			35	M6	15		
20A/C19,2X096	6,2	83,8	91	40	M6	20			35	M6	15		
20A/C10X096	10	85	94	40	M6	20			35	M6	15		
20A/C11X096	11,3	86	96	40	M6	20			35	M6	15		
20A/C12X096	12	86,6	97,5	40	M6	20			35	M6	15		
20A/C14X096	14	88	100,4	40	M6	20			35	M6	15		
20A/C15X096	15	89	102	40	M6	20			35	M6	15		
20A/C16X096	16	90	103,6	40	M6	20			35	M6	15		
20A/C19X096	19	92	108,5	40	M6	20			35	M6	15		
20A/C22X096	22	95	113,3	40	M6	20			35	M6	15		
20A/C25X096	25	97,2	118,4	40	M6	20			35	M6	15		

20A...X097

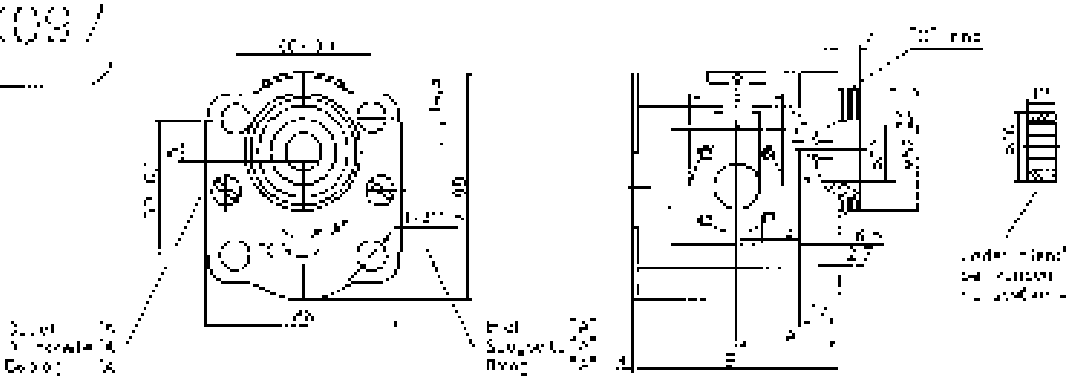

Type / Typ / Тип	Displacement / Fördervolumen / Рабочий объем	Dimensions / Abmessungen / Размеры A	B	Inlet / Saugseite / Вход E	U	F	V	G	Outlet / Druckseite / Выход E	U	F	V	G
	cm³	mm				mm					mm		
20A/C14,5X097	4,5	80,5	78	40	M6	15			35	M6	15		
20A/C16,5X097	5,2	82	81	40	M6	15			35	M6	15		
20A/C19,2X097	6,2	83,8	83,9	40	M6	20			35	M6	15		
20A/C10X097	10	85	87	40	M6	20			35	M6	15		
20A/C11X097	11,3	86	89,1	40	M6	20			35	M6	15		
20A/C12X097	12	86,6	90,3	40	M6	20			35	M6	15		
20A/C14X097	14	88	93,4	40	M6	20			35	M6	15		
20A/C15X097	15	89	95	40	M6	20			35	M6	15		
20A/C16X097	16	90	96,6	40	M6	20			35	M6	15		
20A/C19X097	19	92	101,5	40	M6	20			35	M6	15		
20A/C22X097	22	95	106,3	40	M6	20			35	M6	15		
20A/C25X097	25	97,2	111,4	40	M6	20			35	M6	15		

20 A/C ... X110 ...

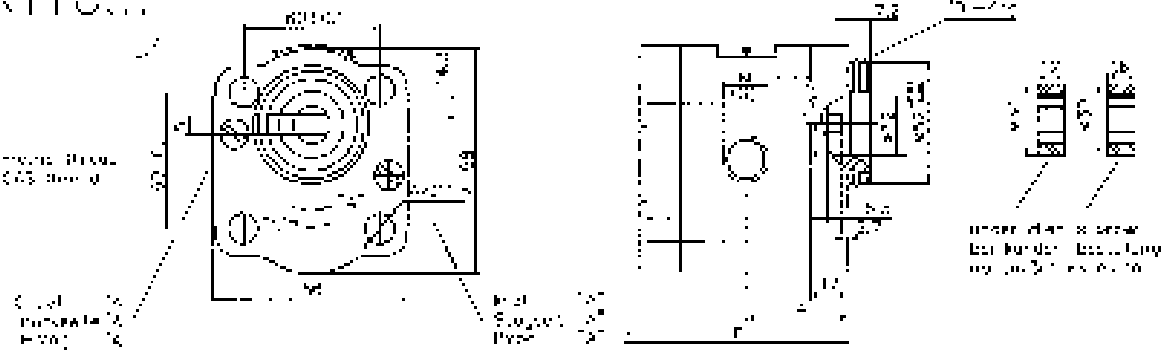

Type / Typ / Тип	Displacement / Fördervolumen / Рабочий объем	Dimensions / Abmessungen / Размеры: A	D	E	Inlet / Saugseite / Вход: d	F	W	C	Outlet / Druckseite / Выход: d	F	M	G
	cm³	mm										
20A/C/4.5X110...	4.5	40,5	78				M20x1,5	31/2			M16x1,5	6/22
20A/C/6.3X110...	6,3	43	81				M20x1,5	31/2			M16x1,5	6/22
20A/C/8.2X110...	8,2	43,5	83,8				M20x1,5	31/2			M16x1,5	6/22
20A/C/10X110...	10	47	87				M20x1,5	31/2			M16x1,5	6/22
20A/C/11.5X110...	11,5	48	90,1				M20x1,5	31/2			M16x1,5	6/22
20A/C/12X110...	12	48,6	90,5				M20x1,5	31/2			M16x1,5	6/22
20A/C/14X110...	14	48	93,5				M20x1,5	31/2			M16x1,5	6/22
20A/C/15X110...	15	48	95				M20x1,5	31/2			M16x1,5	6/22
20A/C/16X110...	16	50	95,6				M20x1,5	31/2			M16x1,5	6/22
20A/C/19X110...	19	53	101,5				M20x1,5	31/2			M20x1,5	6/22
20A/C/22X110...	22	55	106,5				M20x1,5	31/2			M20x1,5	6/22
20A/C/25X110...	25	57,5	112,1				M20x1,5	31/2			M20x1,5	6/22

20 A/C ... X127 ...

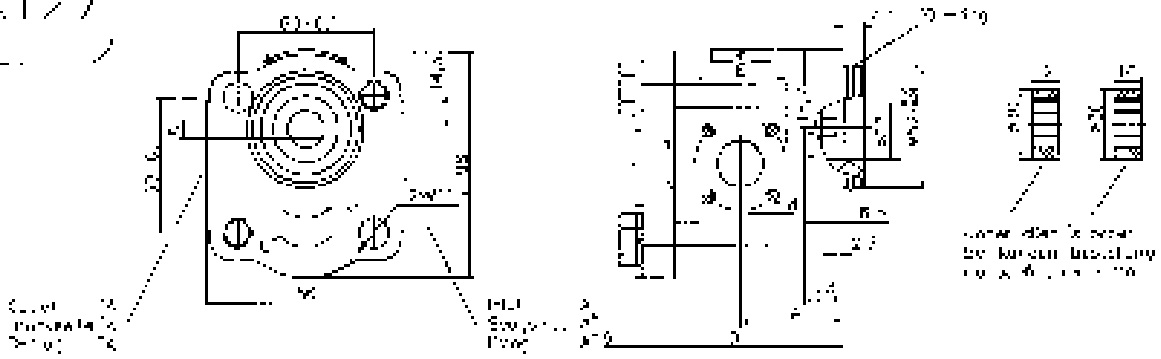

Type / Typ / Тип	Displacement / Fördervolumen / Рабочий объем	Dimensions / Abmessungen / Размеры: A	B	Inlet / Saugseite / Вход: E	d	F	W	G	Outlet / Druckseite / Выход: E	d	F	W	G
	cm³	mm											
20A/C/16X127	16	50	105,6	40	90	23			25	90	19		

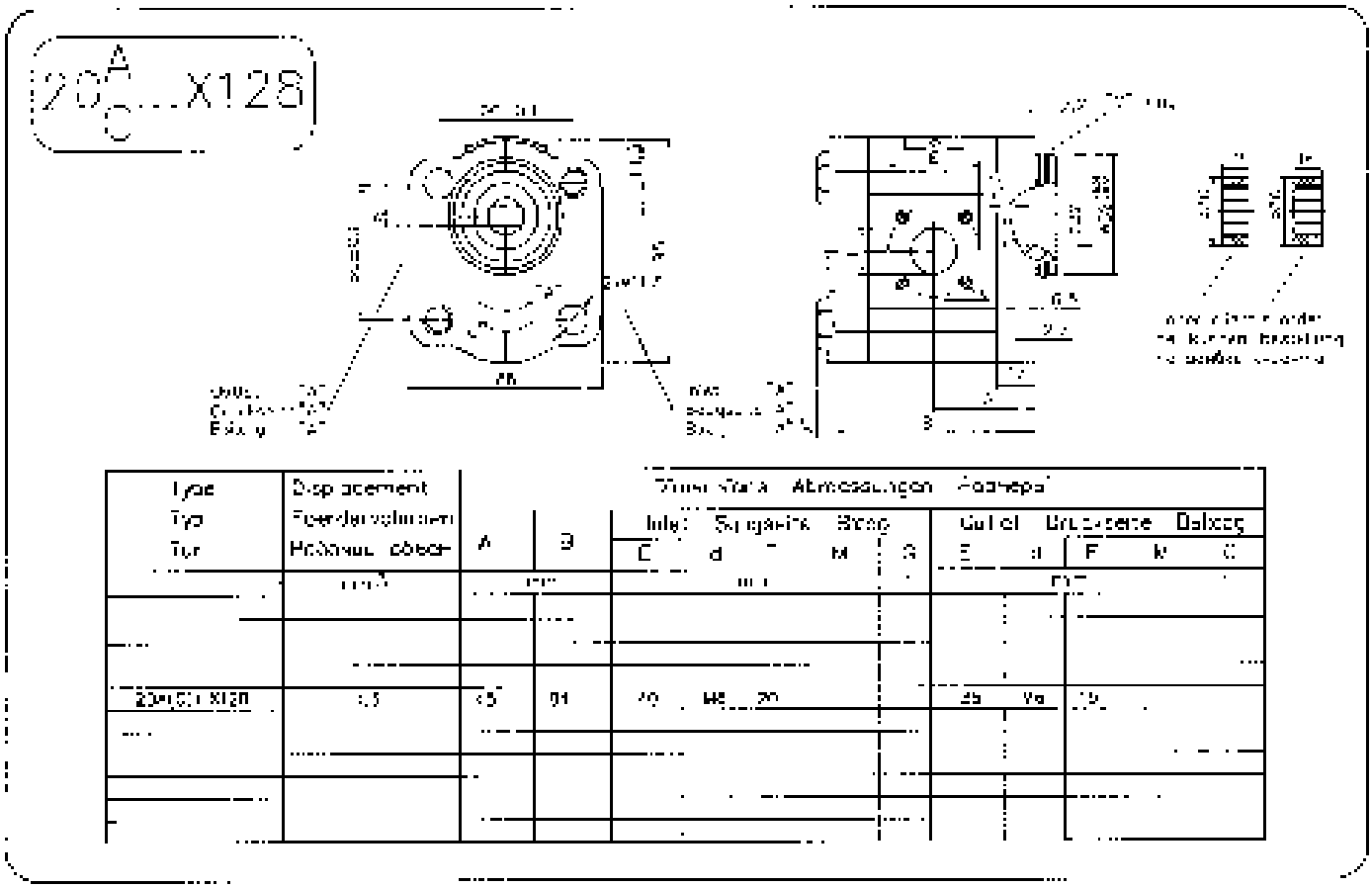

Type / Typ / Тип	Displacement / Fördervolumen / Рабочий объем	Dimensions / Abmessungen / Размеры												
		A	B	Inlet / Saugseite / Всас					Outlet / Druckseite / Выход					
				E	d	F	K	G	E	d	F	K	G
	cm³	mm												
20A(C)1.5X128	1.5	45	91	40	M6	20			25	M6	15			

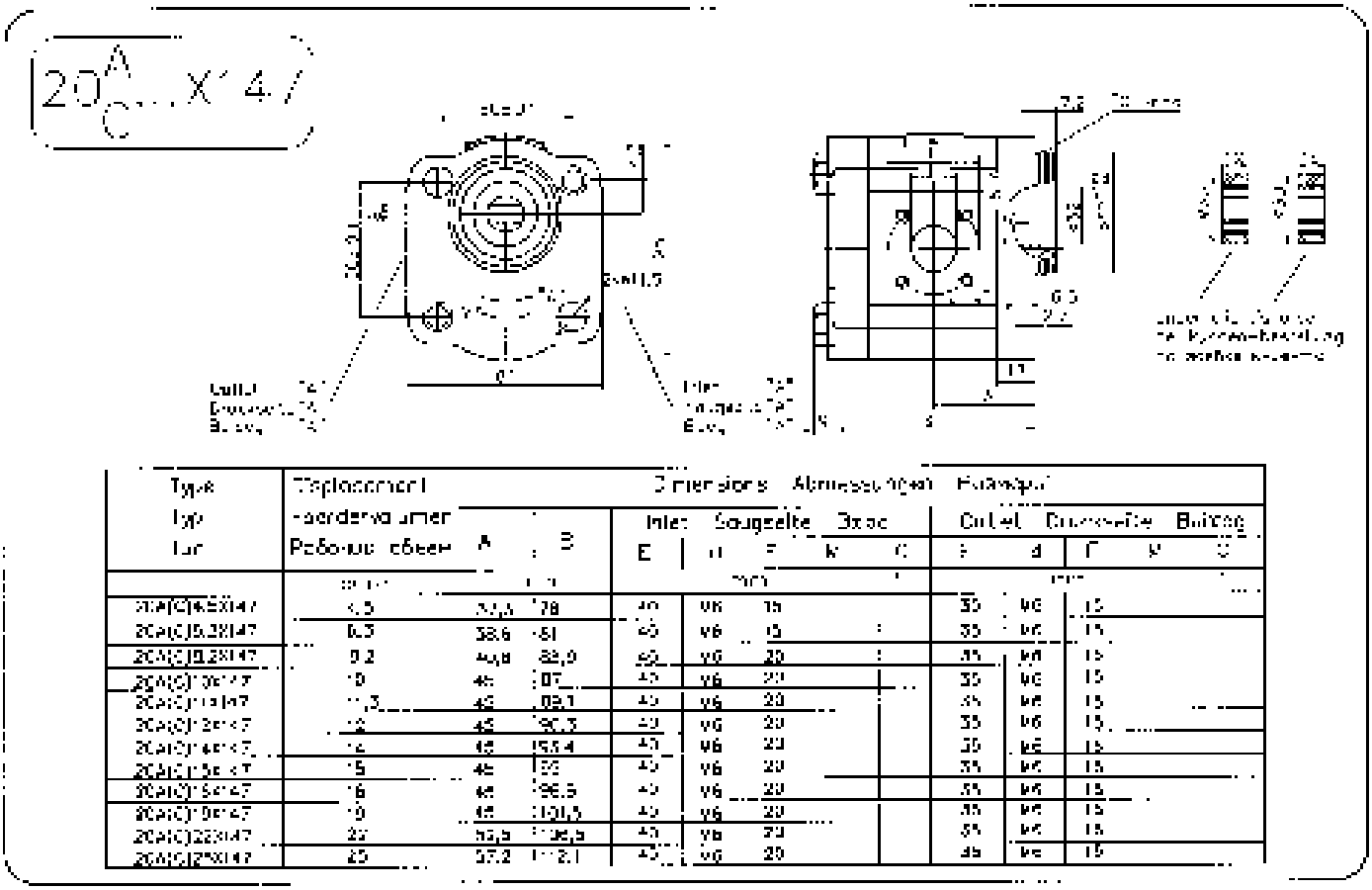

Type / Typ / Тип	Displacement / Fördervolumen / Рабочий объем	Dimensions / Abmessungen / Размеры												
		A	B	Inlet / Saugseite / Всас					Outlet / Druckseite / Выход					
				E	d	F	K	G	E	d	F	K	G
	cm³	mm												
20A(C)6.5X147	6.5	38,6	78	40	M6	20			35	M6	15			
20A(C)8.2X147	8.2	38,6	81	40	M6	20			35	M6	15			
20A(C)10.2X147	10.2	40,8	82,9	40	M6	20			35	M6	15			
20A(C)12.5X147	12.5	45	87	40	M6	20			35	M6	15			
20A(C)14.3X147	14,3	45	89,1	40	M6	20			35	M6	15			
20A(C)16X147	16	45	90,3	40	M6	20			35	M6	15			
20A(C)18X147	18	45	93,4	40	M6	20			35	M6	15			
20A(C)20X147	20	45	95	40	M6	20			35	M6	15			
20A(C)22X147	22	45	96,5	40	M6	20			35	M6	15			
20A(C)25X147	25	45	101,5	40	M6	20			35	M6	15			
20A(C)28X147	28	45,5	106,5	40	M6	20			35	M6	15			
20A(C)32X147	32	47,2	112,1	40	M6	20			35	M6	15			

20 A/C ...X156

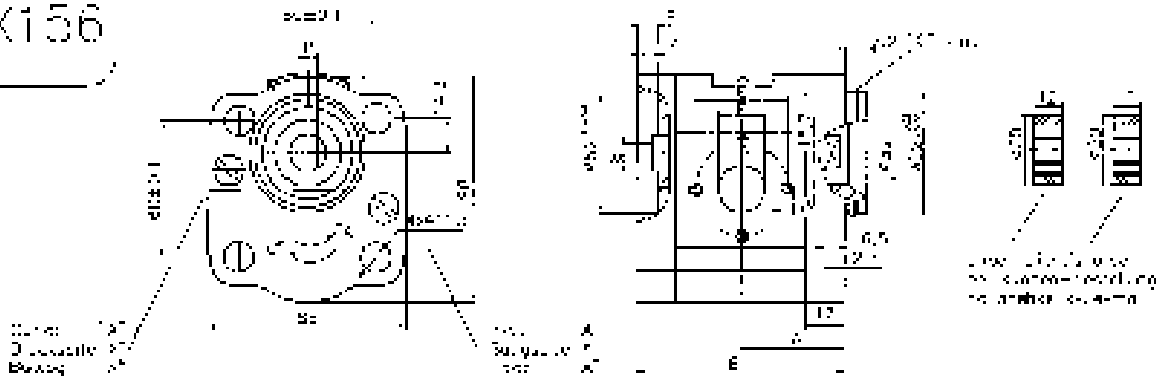

Type / Typ / Тип	Displacement / Fördervolumen / Рабочий объем	Dimensions / Abmessungen / Размеры												
		A	D	Inlet / Saugseite / Вход					Outlet / Druckseite / Выход					
				E	c	F	k	G	E	d	F	k	G
	cm³	mm												
20A(C)A.5X/5X	4,5	40,5	88,2	30	M6	15	[illegible]	[illegible]	20	M6	12	[illegible]	[illegible]
20A(C)B.5X/5X	5,2	43	89,7	30	M6	15	[illegible]	[illegible]	20	M6	12	[illegible]	[illegible]
20A(C)B.8X/5X	8,2	43,5	91,1	30	M6	14	[illegible]	[illegible]	20	M6	12	[illegible]	[illegible]
20A(C)D.8X/5X	10	45	94,2	40	M6	19	[illegible]	[illegible]	20	M6	14	[illegible]	[illegible]
20A(C)E.8X/5X	11,2	46	96,5	40	M6	19	[illegible]	[illegible]	20	M6	14	[illegible]	[illegible]
20A(C)F.8X/5X	12	46,5	97,9	40	M6	19	[illegible]	[illegible]	20	M6	14	[illegible]	[illegible]
20A(C)H.8X/5X	14	48	100,6	40	M6	19	[illegible]	[illegible]	20	M6	14	[illegible]	[illegible]
20A(C)K.8X/5X	15	49	102,1	40	M6	19	[illegible]	[illegible]	20	M6	14	[illegible]	[illegible]
20A(C)M.8X/5X	16	50	103,8	40	M6	19	[illegible]	[illegible]	20	M6	14	[illegible]	[illegible]
20A(C)P.8X/5X	19	52	107,7	40	M6	19	[illegible]	[illegible]	20	M6	14	[illegible]	[illegible]
20A(C)V.8X/5X	22	55	[illegible]	40	M6	19	[illegible]	[illegible]	20	M6	14	[illegible]	[illegible]
20A(C)Z.8X/5X	25	57,2	[illegible]	40	M6	19	[illegible]	[illegible]	20	M6	14	[illegible]	[illegible]

20 A/C ...X161

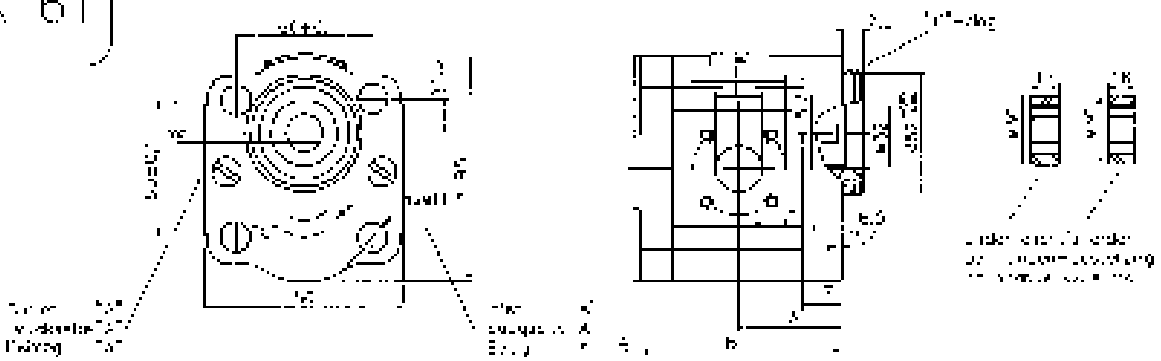

Type / Typ / Тип	Displacement / Fördervolumen / Рабочий объем	Dimensions / Abmessungen / Размеры												
		A	E	Inlet / Saugseite / Вход					Outlet / Druckseite / Выход					
				F	c		k	G	E	d	F	k	G
	cm³	mm												
20A(C)A.5X/6X	4,5	39,5	78	40	M6	15			35	M6	15		
20A(C)B.5X/6X	5,2	41	81	40	M6	15			35	M6	15		
20A(C)B.8X/6X	8,2	43,1	83,8	40	M6	20			35	M6	15		
20A(C)D.8X/6X	10	45,5	87	40	M6	20			35	M6	15		
20A(C)E.8X/6X	11,2	47,5	89,1	40	M6	20			35	M6	15		
20A(C)F.8X/6X	12	48,5	90,3	40	M6	20			35	M6	15		
20A(C)H.8X/6X	14	47,5	92,4	40	M6	20			35	M6	15		
20A(C)K.8X/6X	15	49,5	[illegible]	40	M6	20			35	M6	15		
20A(C)M.8X/6X	16	47,5	100,2	40	M6	20			35	M6	15		
20A(C)P.8X/6X	19	49,5	104,5	40	M6	20			35	M6	15		
20A(C)V.8X/6X	22	55	[illegible]	40	M6	20			35	M6	15		
20A(C)Z.8X/6X	25	57,2	112,1	40	M6	20			35	M6	15		

20 A/C ...X78

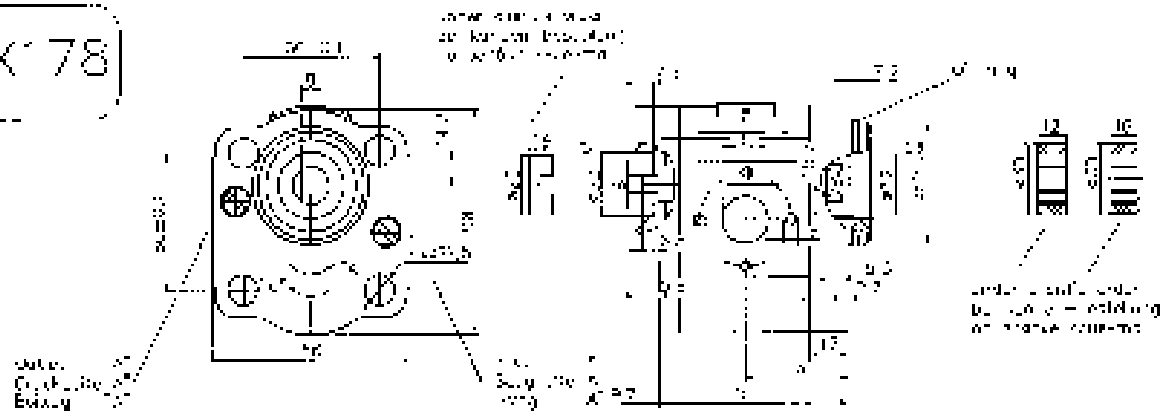

Type / Typ / Тип	Displacement / Fördervolumen / Рабочий объем	Dimensions / Abmessungen / Размеры A	B	Inlet / Saugseite / Вход C	d	F	M	G	Outlet / Druckseite / Выход c	d	F	M	G
	cm³	mm		mm					mm				
20A(C)4,5X178	4,5	40,5	78	40	M6	13			30	M6	13		
20A(C)6,3X178	6,3	[illegible]	81	30	M6	13			30	M6	13		
20A(C)8,2X178	8,2	42,5	85,2	30	M6	13			30	M6	13		
20A(C)10X178	10	45	87	40	M6	19			30	M6	14		
20A(C)11,3X178	11,3	48	89,1	40	M6	19			30	M6	14		
20A(C)12X178	12	49,5	90,3	40	M6	19			30	M6	14		
20A(C)14X178	14	49	93,4	40	M6	19			30	M6	14		
20A(C)16X178	16	49	95	40	M6	19			30	M6	14		
20A(C)18X178	18	50	96,8	40	M6	19			40	M6	14		
20A(C)19X178	19	52	100,5	40	M6	19			40	M6	14		
20A(C)22X178	22	55	106,5	40	M6	19			40	M6	14		
20A(C)25X178	25	57,5	112,1	40	M6	19			40	M6	19		

20 A/C ...X185

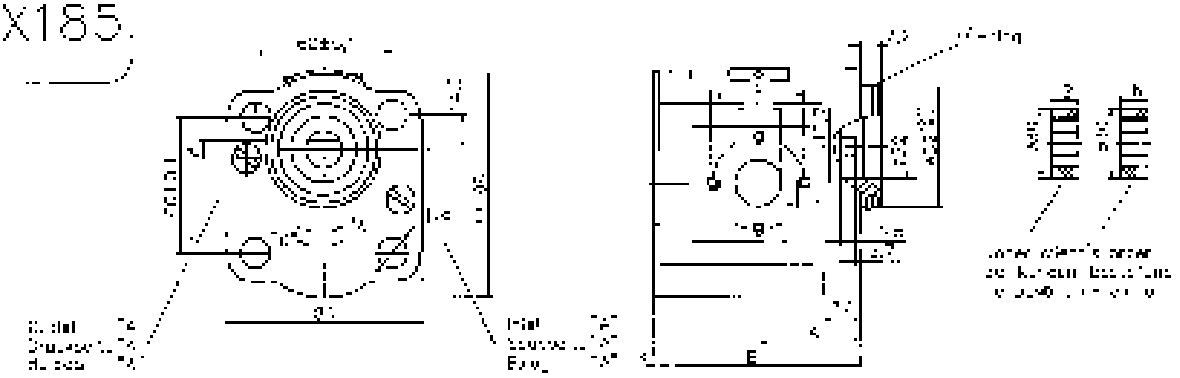

Type / Typ / Тип	Displacement / Fördervolumen / Рабочий объем	Dimensions / Abmessungen / Размеры A	B	Inlet / Saugseite / Вход F	C	d	M	G	Outlet / Druckseite / Выход c	d	F	M	G
	cm³	mm		mm					mm				
20A(C)4,5X185	4,5	40,5	78	30	M6	13			30	M6	13		
20A(C)6,3X185	6,3	41,5	79	30	M6	13			30	M6	13		
20A(C)8,2X185	8,2	41,5	79	30	M6	13			30	M6	13		
20A(C)10X185	10	45	87	40	M6	19			30	M6	14		
20A(C)11,3X185	11,3	45	89,1	40	M6	19			30	M6	14		
20A(C)12X185	12	46,5	90,5	40	M6	19			30	M6	14		
20A(C)14X185	14	49,2	93,4	40	M6	19			30	M6	14		
20A(C)16X185	16	49	94,6	40	M6	19			30	M6	14		
20A(C)18X185	18	50,8	96,8	40	M6	19			30	M6	14		
20A(C)19X185	19	52	100,5	40	M6	19			30	M6	14		
20A(C)22X185	22	55,5	106,5	40	M6	19			30	M6	14		
20A(C)25X185	25	57,5	112,1	40	M6	19			40	M6	19		

20A(C)...X187

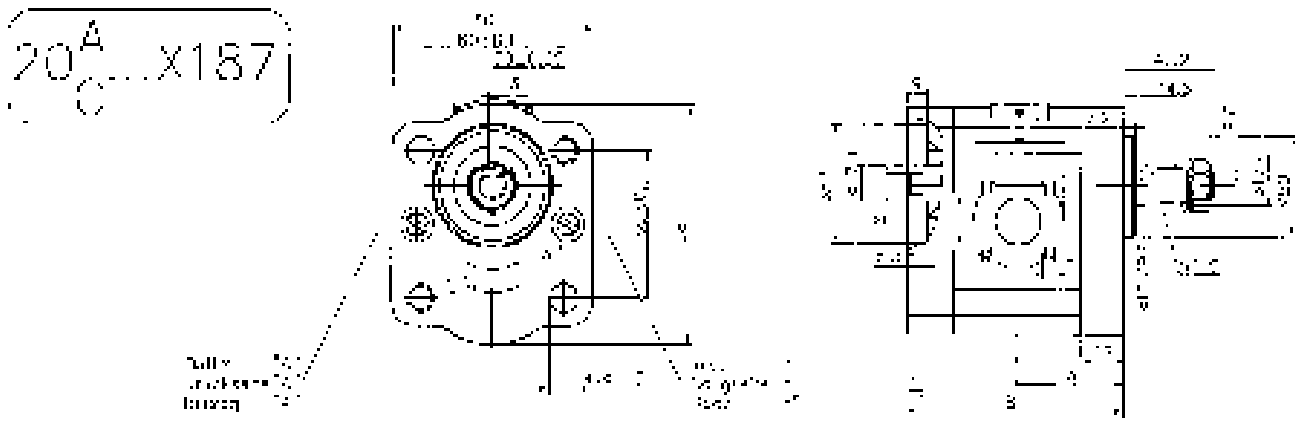

Type / Typ / Тип	Displacement / Fördervolumen / Рабочий объем	Dimensions / Abmessungen / Размеры			Inlet / Saugseite / Вход					Outlet / Druckseite / Выход				
		A	B		E	C	F	W	G	E	d	F	W	G
	cm³	mm			mm					mm				
20A(C)4,5X187	4,5	32,3	82,2		40	M6	15			35	M6	15		
20A(C)5,2X187	5,2	28,6	85,1		40	M6	15			35	M6	15		
20A(C)6,2X187	6,2	32,6	85,7		40	M6	20			35	M6	15		
20A(C)10X187	10	45	94,1		40	M6	20			35	M6	15		
20A(C)11,4X187	11,4	45	96,7		40	M6	20			35	M6	15		
20A(C)12X187	12	45	97,4		40	M6	20			35	M6	15		
20A(C)14X187	14	45	104,5		40	M6	20			35	M6	15		
20A(C)15X187	15	45	102		40	M6	20			35	M6	15		
20A(C)16X187	16	45	104,6		40	M6	20			35	M6	15		
20A(C)18X187	18	45	108,6		40	M6	20			35	M6	15		
20A(C)22X187	22	50,5	113,7		40	M6	20			35	M6	15		
20A(C)25X187	25	57,2	118,6		40	M6	20			35	M6	15		

20A(C)...X188...

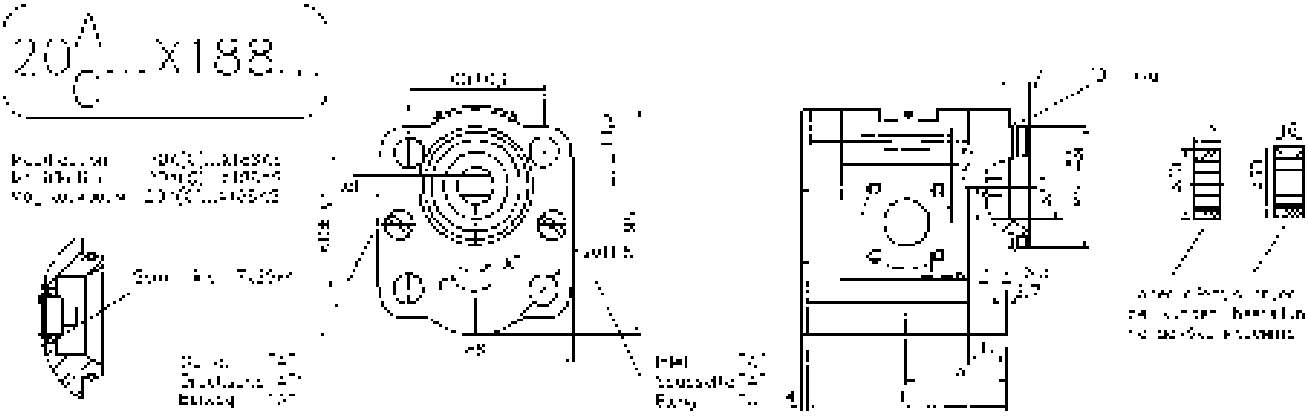

Type / Typ / Тип	Displacement / Fördervolumen / Рабочий объем	Dimensions / Abmessungen / Размеры			Inlet / Saugseite / Вход					Outlet / Druckseite / Выход				
		A	B		E	d	F	W	G	E	d	F	W	G
	cm³	mm			mm					mm				
20A(C)4,5X188...	4,5	32,5	75,9		40	M6	15			35	M6	15		
20A(C)5,2X188...	5,2	35,6	76,7		40	M6	15			35	M6	15		
20A(C)6,2X188...	6,2	40,5	78,7		40	M6	20			35	M6	15		
20A(C)10X188...	10	45	[illegible]		40	M6	20			35	M6	15		
20A(C)11,4X188...	11,4	45	88,1		40	M6	20			35	M6	15		
20A(C)12X188...	12	45	90,4		40	M6	20			35	M6	15		
20A(C)14X188...	14	45	95,5		40	M6	20			35	M6	15		
20A(C)15X188...	15	45	94,5		40	M6	20			35	M6	15		
20A(C)16X188...	16	45	96,6		40	M6	20			35	M6	15		
20A(C)18X188...	18	45	101,5		40	M6	20			35	M6	15		
20A(C)22X188...	22	50,5	108,5		40	M6	20			35	M6	15		
20A(C)25X188...	25	57,2	113,1		40	M6	20			35	M6	15		

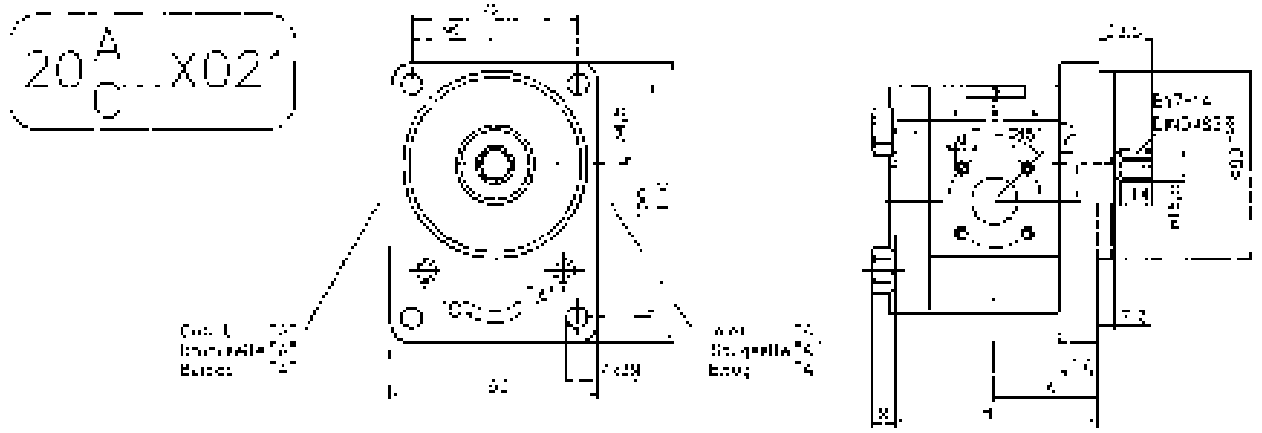

Type / Typ / Тип	Displacement / Fördervolumen / Рабочий объем	Dimensions / Abmessungen / Размеры		Inlet / Saugseite / Вход				Outlet / Druckseite / Выход			
		A	B	E	d	F	N	E	d	F	N
	cm³	mm		mm				mm			
20A(C)4.5X02	4,5	94,8	75	40	N6	15		35	N6	15	
20A(C)6.5X02	6,5	41	81	40	N6	15		35	N6	15	
20A(C)8.2X02	8,2	44,5	83,8	40	N6	20		35	N6	15	
20A(C)10X02	10	47,5	87	40	N6	20		35	N6	15	
20A(C)11X02	11,2	47,5	89,1	40	N6	20		35	N6	15	
20A(C)12X02	12	47,5	90,2	40	N6	20		35	N6	15	
20A(C)14X02	14	47,5	93,4	40	N6	20		35	N6	15	
20A(C)15X02	15	47,5	94,9	40	N6	20		35	N6	15	
20A(C)16X02	16	47,5	96,6	40	N6	20		35	N6	15	
20A(C)19X02	19	47,5	101,5	40	N6	20		35	N6	15	
20A(C)22X02	22	52	106,5	40	N6	20		35	N6	15	
20A(C)25X02	25	57,2	113,1	40	N6	20		35	N6	15	

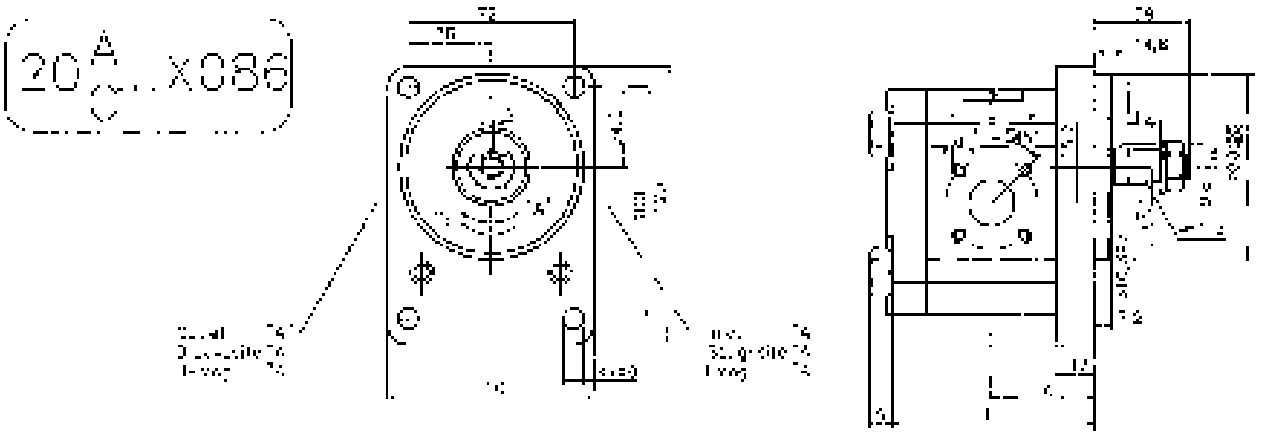

Type / Typ / Тип	Displacement / Fördervolumen / Рабочий объем	Dimensions / Abmessungen / Размеры		Inlet / Saugseite / Вход				Outlet / Druckseite / Выход			
		A	B	E	d	F	N	E	d	F	N
	cm³	mm		mm				mm			
20A(C)4.5X085	4,5	94,8	75	40	N6	15		35	N6	15	
20A(C)6.5X085	6,5	41	81	40	N6	15		35	N6	15	
20A(C)8.2X085	8,2	44,5	83,8	40	N6	20		35	N6	15	
20A(C)10X085	10	47,5	87	40	N6	20		35	N6	15	
20A(C)11X085	11,2	47,5	89,1	40	N6	20		35	N6	15	
20A(C)12X085	12	47,5	90,2	40	N6	20		35	N6	15	
20A(C)14X085	14	47,5	93,4	40	N6	20		35	N6	15	
20A(C)15X085	15	47,5	94,9	40	N6	20		35	N6	15	
20A(C)16X085	16	47,5	96,6	40	N6	20		35	N6	15	
20A(C)19X085	19	47,5	101,5	40	N6	20		35	N6	15	
20A(C)22X085	22	52	106,5	40	N6	20		35	N6	15	
20A(C)25X085	25	57,2	113,1	40	N6	20		35	N6	15	

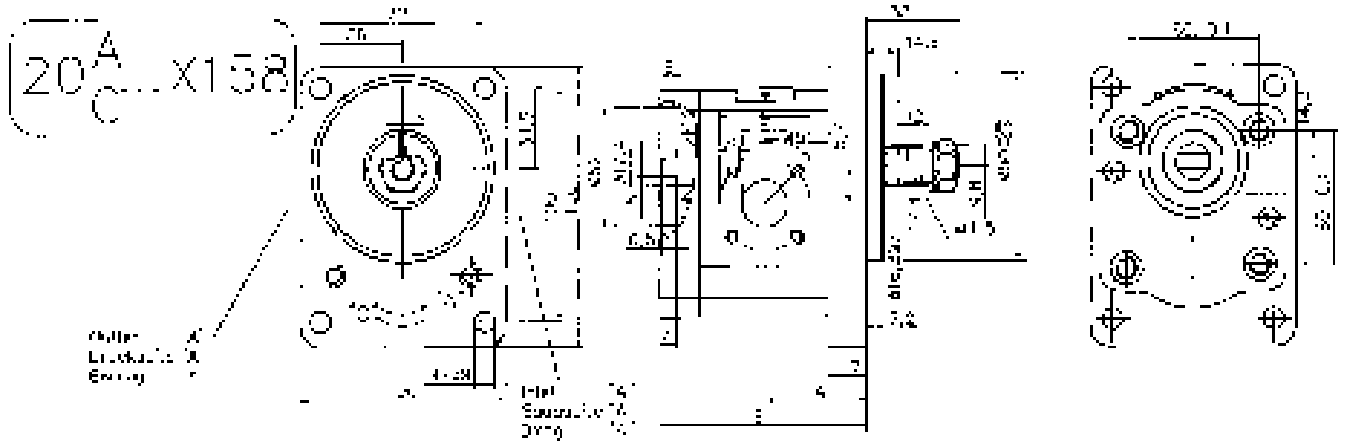

Type / Typ / Тип	Displacement / Fördervolumen / Рабочий объем	Dimensions / Abmessungen / Размеры													
		A	B	Inlet / Saugseite / Всас					Outlet / Druckseite / Выход					
				E	d	F	M	G	E	d	F	M	G
	cm³	mm											
20A(C)4,5X158	4,5	46,8	86,2	40	M6	15			35	M6	15		
20A(C)6,3X158	6,3	41	86,2	40	M6	15			35	M6	15		
20A(C)8,2X158	8,2	42,5	91,1	40	M6	20			35	M6	15		
20A(C)10X158	10	47,5	96,2	40	M6	20			35	M6	15		
20A(C)11,3X158	11,3	47,5	96,2	40	M6	20			35	M6	15		
20A(C)12X158	12	47,5	97,6	40	M6	20			35	M6	15		
20A(C)14X158	14	47,5	100,6	40	M6	20			35	M6	15		
20A(C)15X158	15	47,5	102,1	40	M6	20			35	M6	15		
20A(C)16X158	16	47,5	103,6	40	M6	20			35	M6	15		
20A(C)18X158	18	47,5	106,7	40	M6	20			35	M6	15		
20A(C)22X158	22	55	113,7	40	M6	20			35	M6	15		
20A(C)25X158	25	57,2	116,8	40	M6	20			35	M6	15		

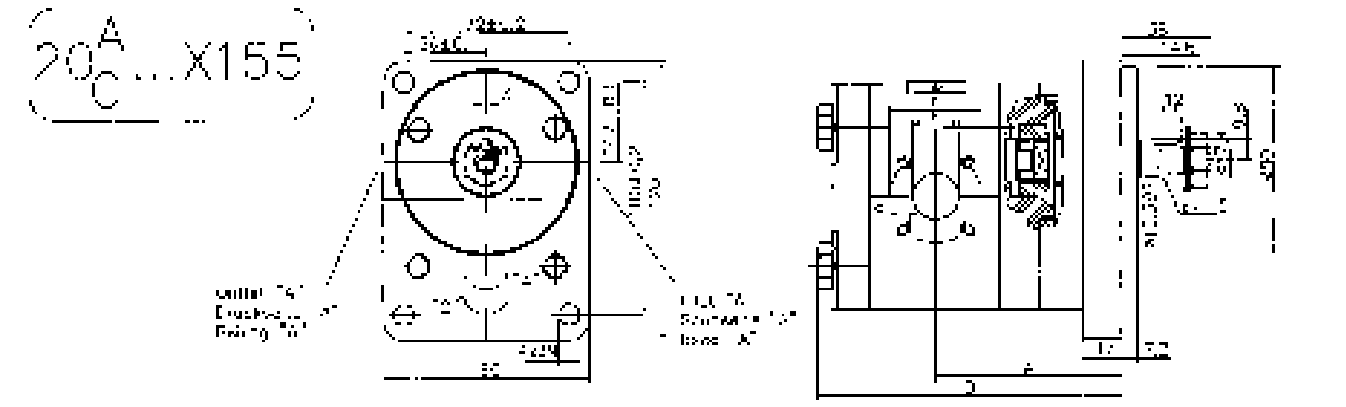

Type / Typ / Тип	Displacement / Fördervolumen / Рабочий объем	Dimensions / Abmessungen / Размеры													
		A	B	Inlet / Saugseite / Всас					Outlet / Druckseite / Выход					
				E	d	F	M	G	E	d	F	M	G
	cm³	mm											
20A(C)4,5X155	4,5	71,5	121	40	M6	15			35	M6	15		
20A(C)6,3X155	6,3	72,6	124	40	M6	15			35	M6	15		
20A(C)8,2X155	8,2	74,5	126,9	40	M6	20			35	M6	15		
20A(C)10X155	10	76	129,9	40	M6	20			35	M6	15		
20A(C)11,3X155	11,3	78	132,1	40	M6	20			35	M6	15		
20A(C)12X155	12	75	134,3	40	M6	20			35	M6	15		
20A(C)14X155	14	75	136,7	40	M6	20			35	M6	15		
20A(C)15X155	15	79	138	40	M6	20			35	M6	15		
20A(C)16X155	16	78	139,6	40	M6	20			35	M6	15		
20A(C)18X155	18	79	144,5	40	M6	20			35	M6	15		
20A(C)22X155	22	86,5	149,5	40	M6	20			35	M6	15		
20A(C)25X155	25	90,9	154,4	40	M6	20			35	M6	15		

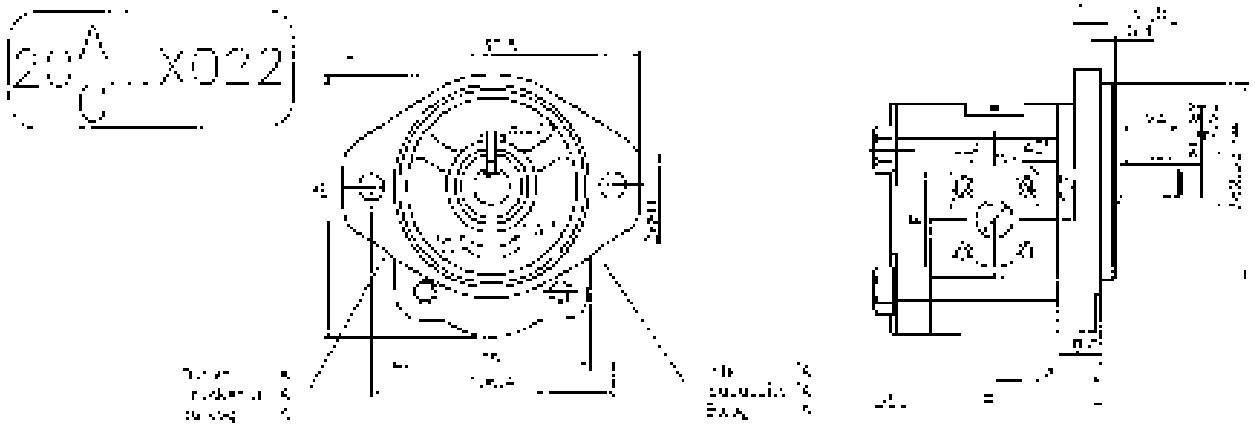

Type / Typ / Тип	Displacement / Fördervolumen / Рабочий объем	Dimensions / Abmessungen / Размеры A	B	Inlet / Saugseite / Вход E	d	F	Outlet / Druckseite / Выход E	d	F
20A(C)/ *X022	4,5	41,4	79,6	40	M6	15	35	M6	15
20A(C)/5,3X022	5,3	42,0	82,6	40	M6	15	35	M6	15
20A(C)/6,3X022	6,3	44,7	85,5	40	M6	15	35	M6	15
20A(C)/8X022	8	45	88,6	40	M6	20	35	M6	15
20A(C)/10X022	10	46,1	90,7	40	M6	20	35	M6	15
20A(C)/12X022	12	47,1	91,9	40	M6	20	35	M6	15
20A(C)/14X022	14	48,1	95	40	M6	20	35	M6	15
20A(C)/16X022	16	49,1	96,5	40	M6	20	35	M6	15
20A(C)/18X022	18	49,1	100,1	40	M6	20	35	M6	15
20A(C)/19X022	19	49,1	102,1	40	M6	20	35	M6	15
20A(C)/22X022	22	50,6	106,1	40	M6	20	35	M6	15
20A(C)/25X022	25	50,6	112	40	M6	20	35	M6	15

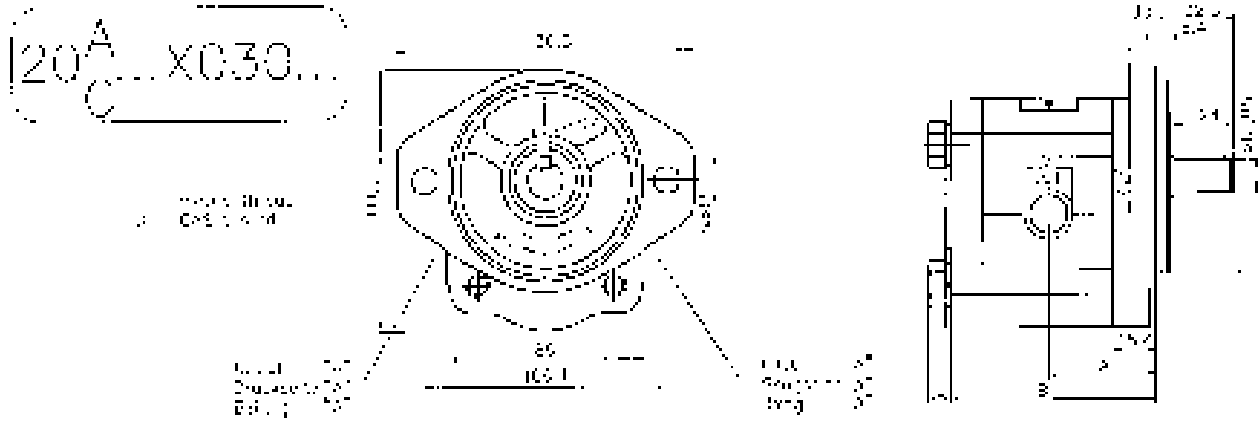

Type / Typ / Тип	Displacement / Fördervolumen / Рабочий объем	Dimensions / Abmessungen / Размеры A	B	Inlet / Saugseite / Вход E	d	F	W	Outlet / Druckseite / Выход E	d	F	W
20A(C)/4,5X030	4,5	41,4	79,6				M26x1,5				M16x1,5
20A(C)/5,3X030	5,3	42,6	82,6				M26x1,5				M16x1,5
20A(C)/6,3X030	6,3	44,7	85,5				M26x1,5				M16x1,5
20A(C)/8X030	8	45	88,6				M26x1,5				M16x1,5
20A(C)/10X030	10	46,1	90,7				M26x1,5				M16x1,5
20A(C)/12X030	12	46,1	91,9				M26x1,5				M16x1,5
20A(C)/14X030	14	48,1	95				M26x1,5				M16x1,5
20A(C)/16X030	16	49,1	96,5				M26x1,5				M16x1,5
20A(C)/18X030	18	49,1	100,1				M26x1,5				M16x1,5
20A(C)/19X030	19	49,1	102,1				M26x1,5				M16x1,5
20A(C)/22X030	22	50,6	106,1				M26x1,5				M16x1,5
20A(C)/25X030	25	50,6	112				M26x1,5				M16x1,5

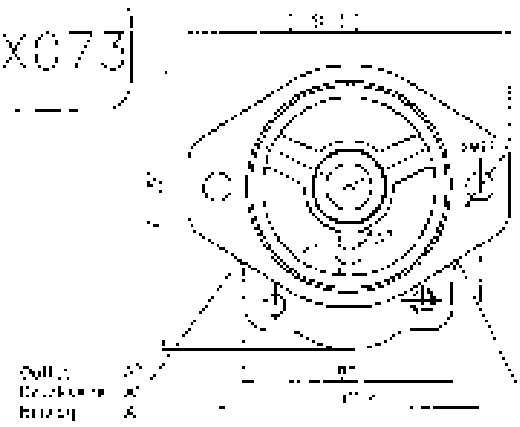

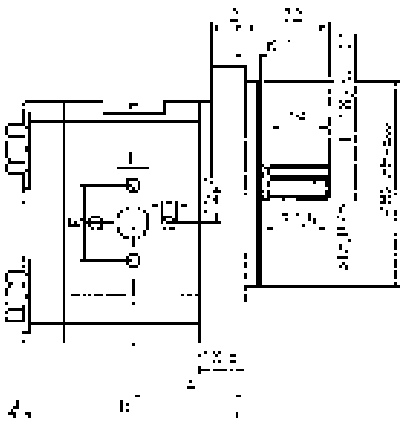

Type / Typ / Type	Displacement / Fördervolumen	Dimensions / Abmessungen / Размеры										
		A	B	Inlet / Saugseite / Всасывание				Outlet / Druckseite / Давление				
	cm³	mm		E				F				
20A(C)4.20X73	4.8	42.5	70,7	20	M5	13		20	M6	13		
20A(C)5.20X73	5.2	43,5	73,6	20	M6	13		20	M6	13		
20A(C)5.20X73	5.2	44,4	73,5	20	M5	13		20	M6	13		
20A(C)6.20X73	6,2	47	76,6	20	M5	13		20	M5	13		
20A(C)7.20X73	7,2	49	80,7	20	M6	13		20	M6	13		
20A(C)8.20X73	8	48,6	81,7	20	M6	13		20	M6	13		
20A(C)10.20X73	10	50	85	20	M5	13		20	M5	13		
20A(C)12.20X73	12	51	86,5	20	M5	13		20	M5	13		
20A(C)16.20X73	16	52	89,2	20	M5	13		20	M6	13		
20A(C)19.20X73	19	54	93,1	20	M6	13		20	M6	13		
20A(C)22.20X73	22	57	100,1	20	M6	13		20	M6	13		
20A(C)25.20X73	25	59,5	113	20	M5	13		20	M5	13		

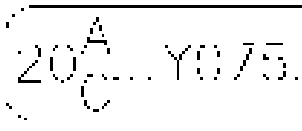

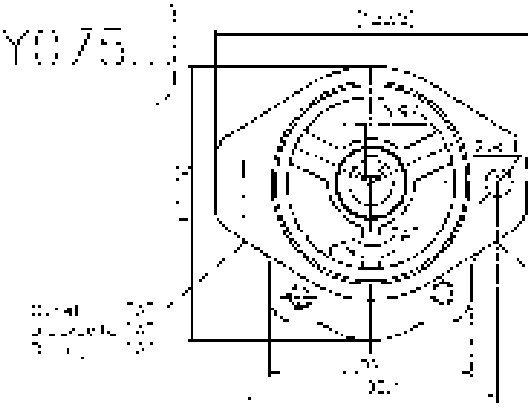

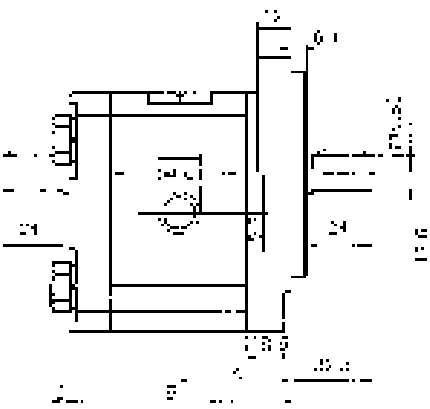

Type / Typ / Type	Displacement / Fördervolumen / Рабочий объем	Dimensions / Abmessungen / Размеры										
		A	B	Inlet / Saugseite / Всасывание				Outlet / Druckseite / Давление				
	cm³	mm		E				F				
20A(C)5.20Y075...	5,2	42,5	73,6									
20A(C)6.20Y075...	6,3	44,4	76,6									
20A(C)8.20Y075...	8,2	45	77,8									
20A(C)10.20Y075...	10	47,5	82,5									
20A(C)11.20Y075...	11,1	47,5	84,7									
20A(C)12.20Y075...	12	48,2	87,9									
20A(C)14.20Y075...	14	49,5	90									
20A(C)15.20Y075...	15	50,5	90,5									
20A(C)17.20Y075...	17	51,5	93,2									
20A(C)19.20Y075...	19	53,5	103,1									
20A(C)22.20Y075...	22	55,6	109,1									
20A(C)25.20Y075...	25	58,9	113									

20 A/C ... X085

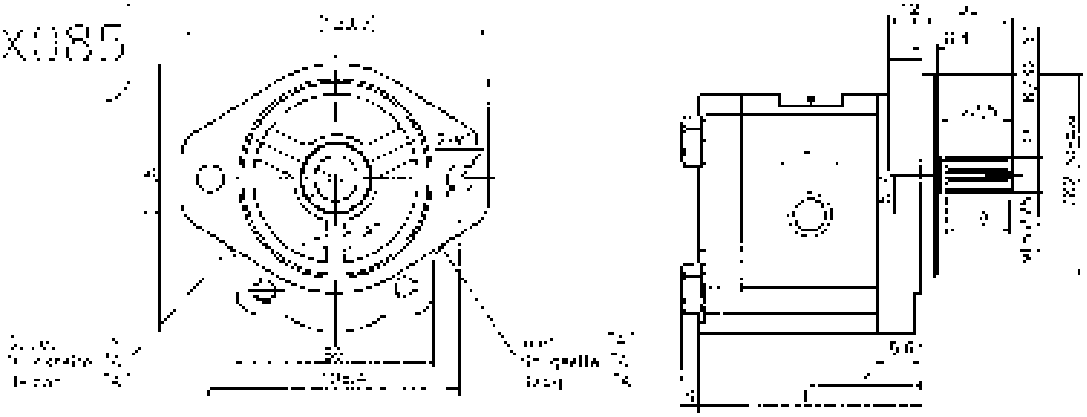

Type / Typ / Тип	Displacement / Fördervolumen / Рабочий объем	Dimensions / Abmessungen / Размеры		Inlet / Saugseite / Вход					Outlet / Druckseite / Выход				
		A	B	E	d	F	V	G	E	d	F	V	G
	cm³	mm		mm					mm				
20A/C/4,5X085	4,5	47	79,6										
20A/C/6,3X085	6,3	43,5	82,6										
20A/C/8,2X085	8,2	45	83,5										
20A/C/10X085	10	46,5	85,6										
20A/C/11,4X085	11,4	47,5	87,7										
20A/C/12,5X085	12	48,2	91,7										
20A/C/14X085	14	49,6	95										
20A/C/15X085	15	50,2	95,5										
20A/C/16X085	16	51,6	96,2										
20A/C/19X085	19	53,5	100,1										
20A/C/22X085	22	56,6	105,1										
20A/C/25X085	25	59,0	110										

20 A/C ... X104

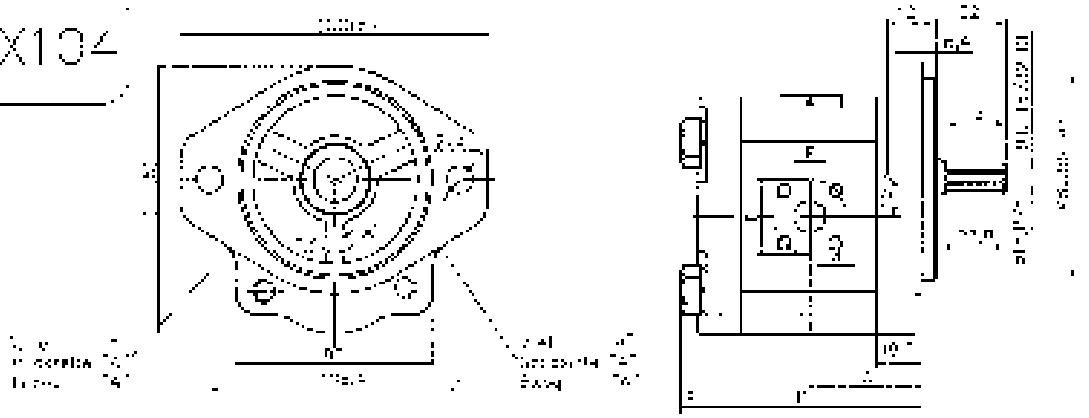

Type / Typ / Тип	Displacement / Fördervolumen / Рабочий объем	Dimensions / Abmessungen / Размеры		Inlet / Saugseite / Вход					Outlet / Druckseite / Выход				
		A	H	E	d	F	V	G	E	d	F	V	G
	cm³	mm		mm					mm				
20A/C/4,5X104	4,5	47	93,6	40	M5	15			25	M6	15		
20A/C/6,3X104	6,3	48,5	96,0	40	M5	15			25	M6	15		
20A/C/8,2X104	8,2	50	97,5	40	M5	20			25	M6	15		
20A/C/10X104	10	46,5	99,6	40	M5	20			25	M6	15		
20A/C/11,4X104	11,4	47,5	101,7	40	M5	20			25	M6	15		
20A/C/12,5X104	12	48,2	105,7	40	M5	20			25	M6	15		
20A/C/14X104	14	49,6	109	40	M5	20			25	M6	15		
20A/C/15X104	15	50,2	109,5	40	M5	20			25	M6	15		
20A/C/16X104	16	51,6	110,2	40	M5	20			25	M6	15		
20A/C/19X104	19	53,5	114,1	40	M5	20			25	M6	15		
20A/C/22X104	22	56,6	119,1	40	M5	20			25	M6	15		
20A/C/25X104	25	59,0	123	40	M5	20			25	M6	15		

20A/C...X167

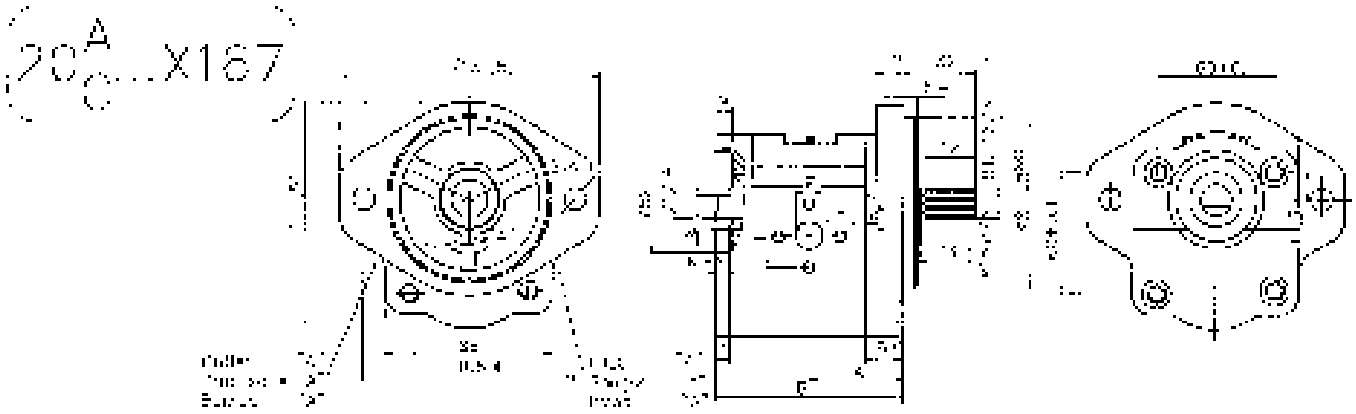

Type / Typ / Тип	Displacement / Fördervolumen / Рабочий объем	Dimensions / Abmessungen / Размеры											
		A	B	Inlet / Saugseite / Всас				Outlet / Druckseite / Нагнет					
	cm³	mm											
20A/C/04,5X167	4,5	42,5	57,2	30	M6	13		30	M6	13			
20A/C/6,2X167	6,2	42,5	57,2	30	M6	13		30	M6	13			
20A/C/8,2X167	8,2	42,5	57,2	30	M6	13		30	M6	13			
20A/C/10X167	10	47	66,7	40	M8	19		30	M6	13			
20A/C/11,5X167	11,5	48	68,3	40	M8	19		30	M6	14			
20A/C/12,5X167	12	49,6	93,6	40	M8	19		30	M6	14			
20A/C/14X167	14	53,2	103,7	40	M8	19		30	M6	14			
20A/C/15X167	15	51	104,1	40	M8	19		30	M6	14			
20A/C/16X167	16	52	105,8	40	M8	19		30	M6	14			
20A/C/20X167	19	54	110,7	40	M8	19		30	M6	14			
20A/C/22X167	22	55,6	115,7	40	M8	19		30	M6	14			
20A/C/25X167	25	55,6	123,6	40	M8	19		40	M8	16			

20A/C... X102

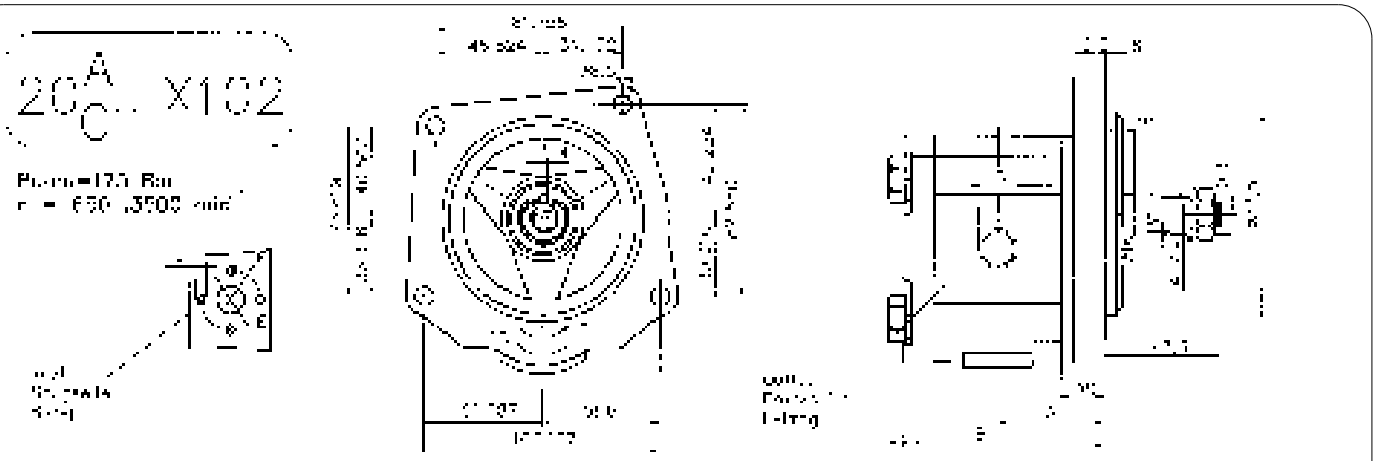

Type / Typ / Тип	Displacement / Fördervolumen / Рабочий объем	Dimensions / Abmessungen / Размеры											
		A	B	Inlet / Saugseite / Всас				Outlet / Druckseite / Нагнет					
	cm³	mm											
20A/C/50X102	15	51	96	40	M6	19							64/26
20A/C/50X102	16	51	96	40	M6	19							64/26

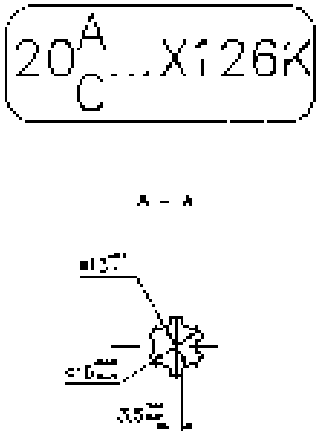

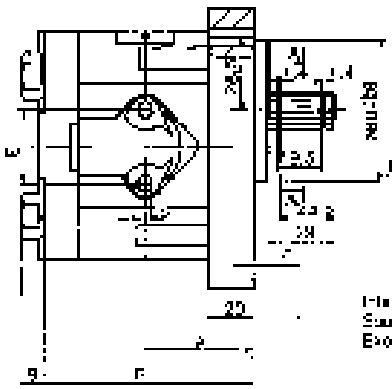

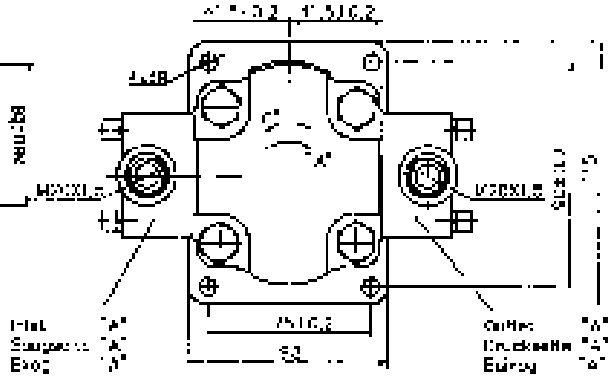

Type / Typ / Тип	Displacement / Foerdervolumen / Рабочий объем	Dimensions / Abmessungen / Размеры											
		A	B	Inlet / Saugseite / Вход					Outlet / Druckseite / Выход				
				E	d	F	M	G	E	d	F	M	O
	cm³	mm		mm					mm				
20A(C)6.3X126K	6.3	48	86	30	M8				30	M8			
20A(C)8.2X126K	8.2	48	87	30	M8				30	M8			
20A(C)10X126K	10	48	89	38	M8				38	M8			
20A(C)14X126K	14	48	95,9	38	M8				38	M8			
20A(C)16X126K	16	48	98,6	38	M8				38	M8			
20A(C)19X126K	19	55,3	103,6	38	M8				38	M8			

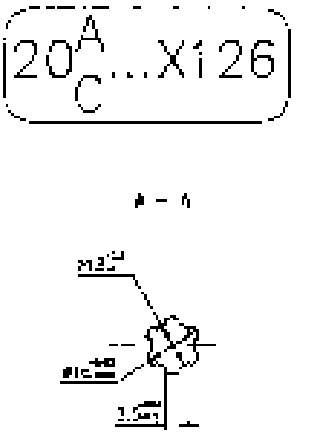

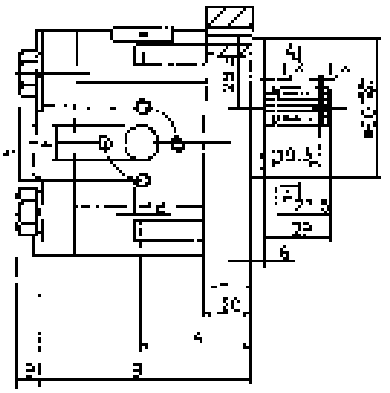

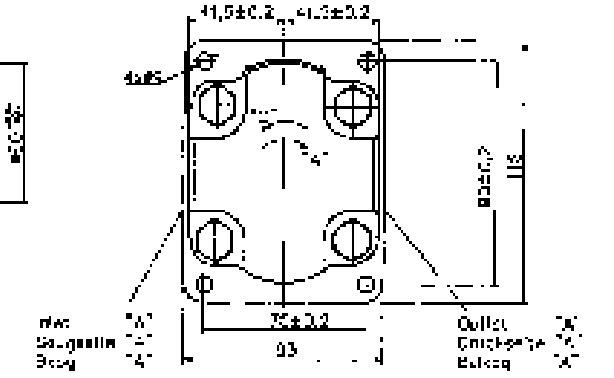

Type / Typ / Тип	Displacement / Foerdervolumen / Рабочий объем	Dimensions / Abmessungen / Размеры											
		A	B	Inlet / Saugseite / Вход					Outlet / Druckseite / Выход				
				E	d	F	M	G	E	d	F	M	O
	cm³	mm		mm					mm				
20A(C)6.3X126	6.3	48	86	30	M8	13			30	M8	13		
20A(C)8.2X126	8.2	48	87	30	M8	13			30	M8	13		
20A(C)10X126	10	48	89	38	M8	13			38	M8	13		
20A(C)14X126	14	48	95,9	38	M8	13			38	M8	13		
20A(C)16X126	16	48	98,6	38	M8	13			38	M8	13		
20A(C)19X126	19	55,3	103,6	38	M8	13			38	M8	13		

20A...X205

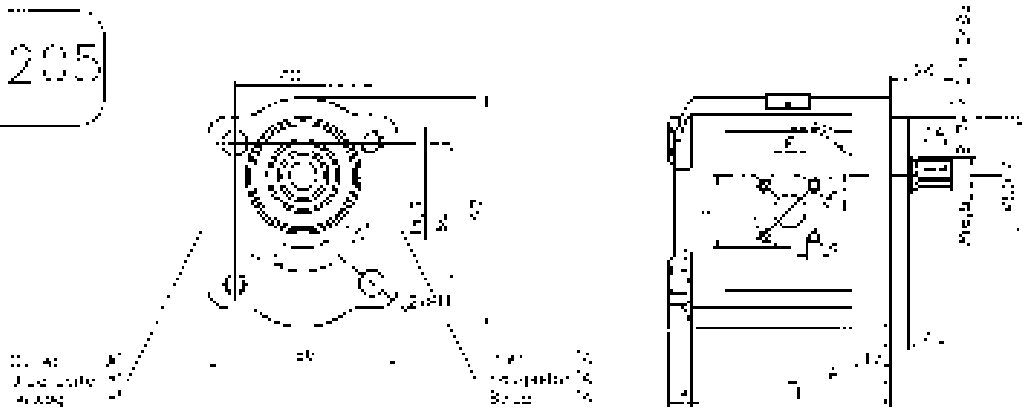

Type / Typ / Тип	Displacement / Fördervolumen / Рабочий объем	Dimensions / Abmessungen / Размеры														
		A	D	Inlet / Saugseite / Вход			Drag / Drehrichtung / Вращение		Outlet / Druckseite / Выход							
				C		F	d		E	d	F					
	cm³	mm							mm							
20A(2)4,5X205	4,5	37,2	75,5	40	96	15	[illegible]	[illegible]	35	96	15	[illegible]	[illegible]	[illegible]	[illegible]	[illegible]
20A(2)6,3X205	6,3	39,7	78,7	40	96	15	[illegible]	[illegible]	35	96	15	[illegible]	[illegible]	[illegible]	[illegible]	[illegible]
20A(2)8,2X205	8,2	40,5	78,7	40	96	15	[illegible]	[illegible]	35	96	15	[illegible]	[illegible]	[illegible]	[illegible]	[illegible]
20A(2)10X205	10	45	87,7	40	96	20	[illegible]	[illegible]	35	96	15	[illegible]	[illegible]	[illegible]	[illegible]	[illegible]
20A(2)11X205	11,3	45	90,8	40	96	20	[illegible]	[illegible]	35	96	15	[illegible]	[illegible]	[illegible]	[illegible]	[illegible]
20A(2)12X205	12	45	91	40	96	20	[illegible]	[illegible]	35	96	15	[illegible]	[illegible]	[illegible]	[illegible]	[illegible]
20A(2)14X205	14	45	94,4	40	96	20	[illegible]	[illegible]	35	96	15	[illegible]	[illegible]	[illegible]	[illegible]	[illegible]
20A(2)15X205	15	45	95,6	40	96	20	[illegible]	[illegible]	35	96	15	[illegible]	[illegible]	[illegible]	[illegible]	[illegible]
20A(2)16X205	16	45	97,2	40	96	20	[illegible]	[illegible]	35	96	15	[illegible]	[illegible]	[illegible]	[illegible]	[illegible]
20A(2)19X205	19	45	102,2	40	96	20	[illegible]	[illegible]	35	96	15	[illegible]	[illegible]	[illegible]	[illegible]	[illegible]
20A(2)22X205	22	52,5	103,2	40	96	20	[illegible]	[illegible]	35	96	15	[illegible]	[illegible]	[illegible]	[illegible]	[illegible]
20A(2)25X205	25	52,5	107,1	40	96	20	[illegible]	[illegible]	35	96	15	[illegible]	[illegible]	[illegible]	[illegible]	[illegible]

20A...X296

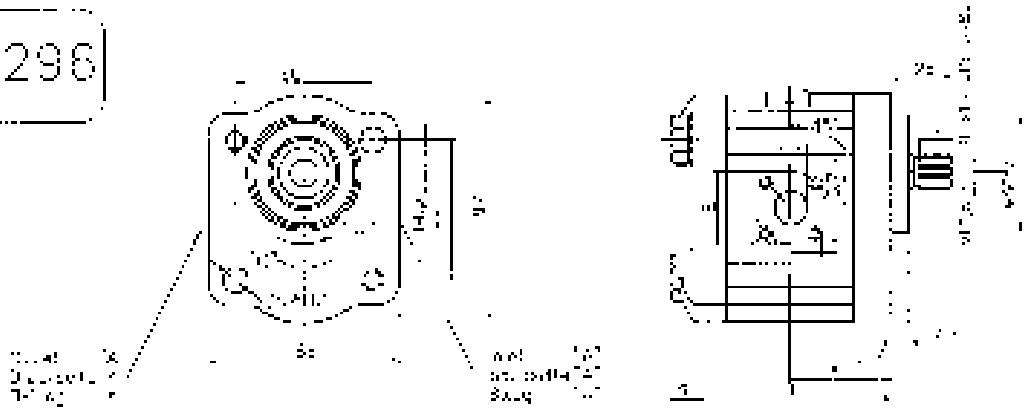

Type / Typ / Тип	Displacement / Fördervolumen / Рабочий объем	Dimensions / Abmessungen / Размеры														
		A	B	Inlet / Saugseite / Вход			Drag / Drehrichtung / Вращение		Outlet / Druckseite / Выход							
				F	d	F			E	d	F					
	cm³	mm							mm							
20A(2)4,5X296	4,5	37,2	73,9	40	96	15	[illegible]	[illegible]	35	96	15	[illegible]	[illegible]	[illegible]	[illegible]	[illegible]
20A(2)6,3X296	6,3	39,5	75,7	40	96	15	[illegible]	[illegible]	35	96	15	[illegible]	[illegible]	[illegible]	[illegible]	[illegible]
20A(2)8,2X296	8,2	40,5	78,7	40	96	20	[illegible]	[illegible]	35	96	15	[illegible]	[illegible]	[illegible]	[illegible]	[illegible]
20A(2)10X296	10	45	87,7	40	96	20	[illegible]	[illegible]	35	96	15	[illegible]	[illegible]	[illegible]	[illegible]	[illegible]
20A(2)11X296	11,3	45	89,8	40	96	20	[illegible]	[illegible]	35	96	15	[illegible]	[illegible]	[illegible]	[illegible]	[illegible]
20A(2)12X296	12	45	91	40	96	20	[illegible]	[illegible]	35	96	15	[illegible]	[illegible]	[illegible]	[illegible]	[illegible]
20A(2)14X296	14	45	94,4	40	96	20	[illegible]	[illegible]	35	96	15	[illegible]	[illegible]	[illegible]	[illegible]	[illegible]
20A(2)15X296	15	45	95,6	40	96	20	[illegible]	[illegible]	35	96	15	[illegible]	[illegible]	[illegible]	[illegible]	[illegible]
20A(2)16X296	16	45	97,2	40	96	20	[illegible]	[illegible]	35	96	15	[illegible]	[illegible]	[illegible]	[illegible]	[illegible]
20A(2)19X296	19	45	102,2	40	96	20	[illegible]	[illegible]	35	96	15	[illegible]	[illegible]	[illegible]	[illegible]	[illegible]
20A(2)22X296	22	52,5	103,2	40	96	20	[illegible]	[illegible]	35	96	15	[illegible]	[illegible]	[illegible]	[illegible]	[illegible]
20A(2)25X296	25	52,5	107,1	40	96	20	[illegible]	[illegible]	35	96	15	[illegible]	[illegible]	[illegible]	[illegible]	[illegible]

20A...X170

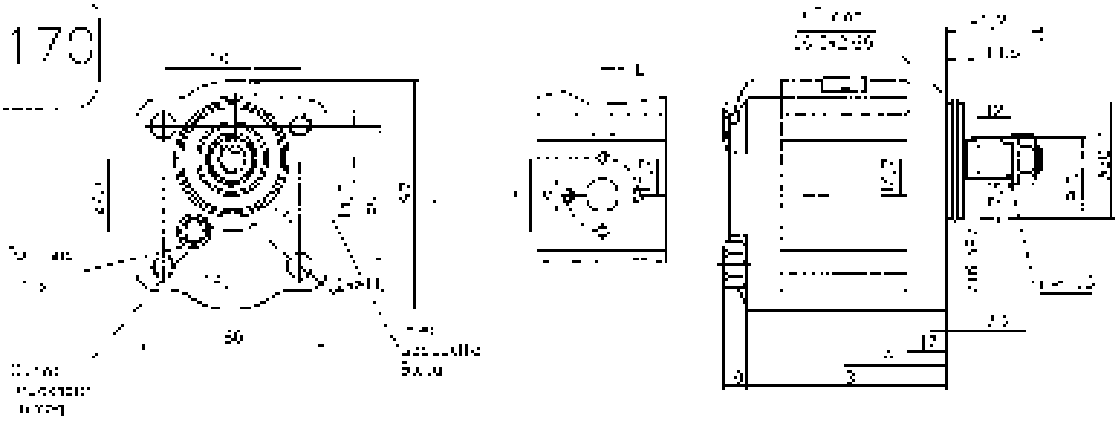

Type Typ Тип	Displacement Fördervolumen Подача, объем	Dimensions Abmessungen Размеры											
		A	B	Inlet Saugseite Вход					Outlet Druckseite Выход				
				E	c	F	k	G	E	c	F	k	G
	cm³	mm		mm					mm				
20A4,5X170	4,5	37,3	75,8	40	NK	14							
20A6,3X170	6,3	38,6	77,7	40	NK	14							
20A8,3X170	8,3	40,0	79,7	40	NK	14							
20A10X170	10	41	82,7	40	NK	14							
20A12X170	12	42	85,6	40	NK	14							
20A12,5X170	12	42	86	40	NK	14							
20A14X170	14	43	91,5	40	NK	14							
20A15X170	15	43	92,7	40	NK	14							
20A16X170	16	43	94,3	40	NK	14							
20A18X170	18	43	98,3	40	NK	14							
20A22X170	22	50,5	107,3	40	NK	14							
20A25X170	25	52,2	112,1	40	NK	14							

20C...X170

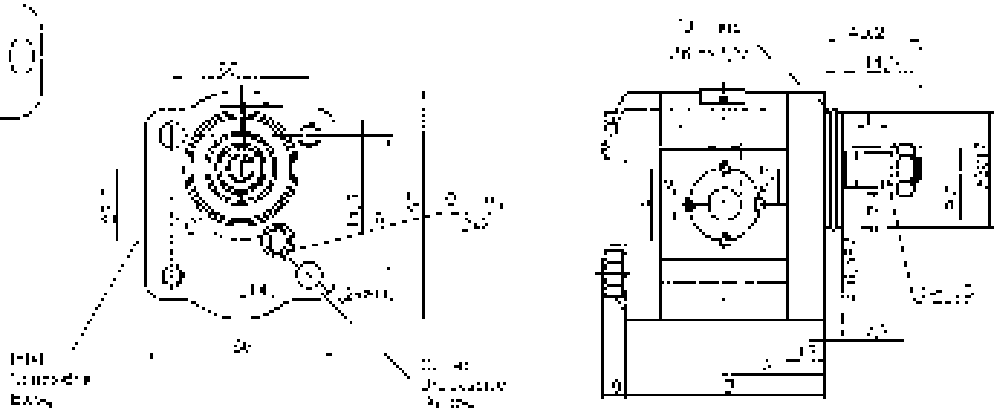

Type Typ Тип	Displacement Fördervolumen Подача, объем	Dimensions Abmessungen Размеры											
		A	B	Inlet Saugseite Вход					Outlet Druckseite Выход				
				E	d	F	k	G	E	d	F	k	G
	cm³	mm		mm					mm				
20C4,5X170	4,5	37,3	75,8	40	V8	13							
20C6,3X170	6,3	38,6	78,3	40	V8	13							
20C8,3X170	8,3	40,0	78,7	40	V8	13							
20C10X170	10	41	81,7	40	V8	13							
20C12X170	12	42	84,5	40	V8	13							
20C12,5X170	12	42	91	40	V8	13							
20C14X170	14	43	91,5	40	V8	13							
20C15X170	15	43	92,7	40	V8	13							
20C16X170	16	43	94,3	40	V8	13							
20C18X170	18	43	98,3	40	V8	13							
20C22X170	22	50,5	107,3	40	V8	13							
20C25X170	25	52,2	112,1	40	V8	13							

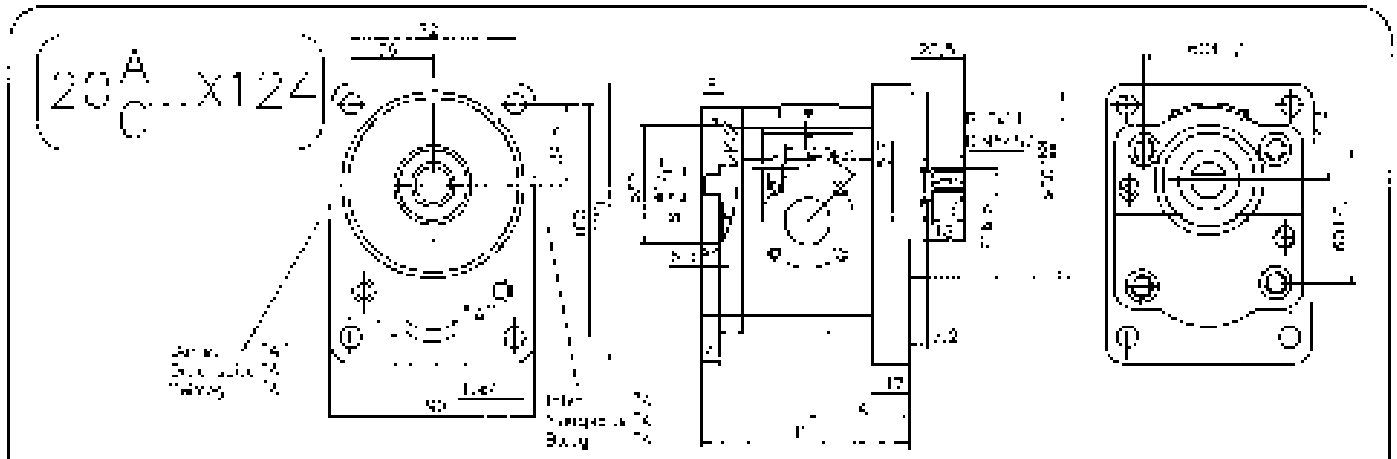

Type / Typ / Тип	Displacement / Fördervolumen / Рабочий объем	Dimensions / Abmessungen / Размеры A	B	Inlet / Saugseite / Вход F	d	F	d	G	Outlet / Druckseite / Выход F	d	F	d	G
	cm³	mm		mm					mm				
20A(C)4.5X124	4,5	35,8	85,2	40	M6	15			35	M6	15		
20A(C)6.3X124	6,3	41	85,2	40	M6	15			35	M6	15		
20A(C)8.3X124	8,3	44,7	91,1	40	M6	20			35	M6	15		
20A(C)10X124	10	47,5	94,2	40	M6	20			35	M6	15		
20A(C)11X124	11,3	47,5	95,2	40	M6	20			35	M6	15		
20A(C)12X124	12	47,5	97,5	40	M6	20			35	M6	15		
20A(C)14X124	14	47,5	100,6	40	M6	20			35	M6	15		
20A(C)15X124	15	47,5	102,1	40	M6	20			35	M6	15		
20A(C)16X124	16	47,5	103,8	40	M6	20			35	M6	15		
20A(C)18X124	18	47,5	105,7	40	M6	20			35	M6	15		
20A(C)22X124	22	55	113,7	40	M6	20			35	M6	15		
20A(C)25X124	25	57,7	116,6	40	M6	20			35	M6	15		

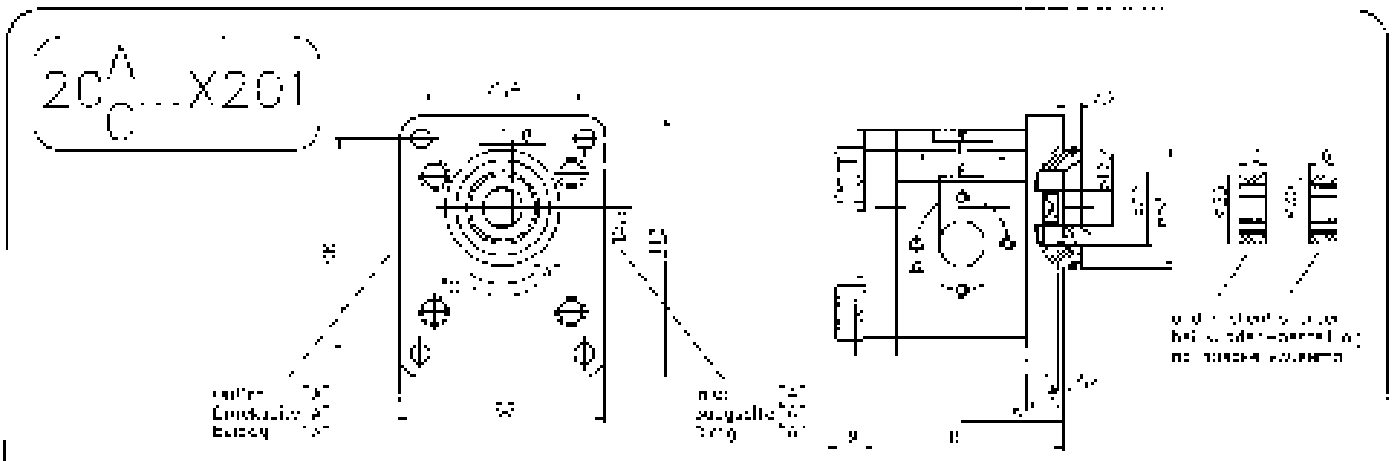

Type / Typ / Тип	Displacement / Fördervolumen / Рабочий объем	Dimensions / Abmessungen / Размеры A	H	Inlet / Saugseite / Вход F	d	F	d	G	Outlet / Druckseite / Выход F	d	F	d	G
	cm³	mm		mm					mm				
20A(C)4.5X201	4,5	40,5	78	30	M6	13			30	M6	13		
20A(C)6.3X201	6,3	41	81	30	M6	13			30	M6	13		
20A(C)8.3X201	8,3	43,5	83,9	30	M6	13			30	M6	13		
20A(C)10X201	10	45	87	40	M8	19			30	M6	14		
20A(C)11X201	11,5	45	89,1	40	M8	19			30	M6	14		
20A(C)12X201	12	46,5	90,4	40	M8	19			30	M6	14		
20A(C)14X201	14	46	90,4	40	M8	19			30	M6	14		
20A(C)15X201	15	46	93	40	M8	19			30	M6	14		
20A(C)16X201	16	50	96,6	40	M8	19			30	M6	14		
20A(C)18X201	18	52	101,5	40	M8	19			30	M6	14		
20A(C)22X201	22	55	106,5	40	M8	19			30	M6	14		
20A(C)25X201	25	57,2	112,1	40	M8	19			30	M6	14		

20 A/C ...X206

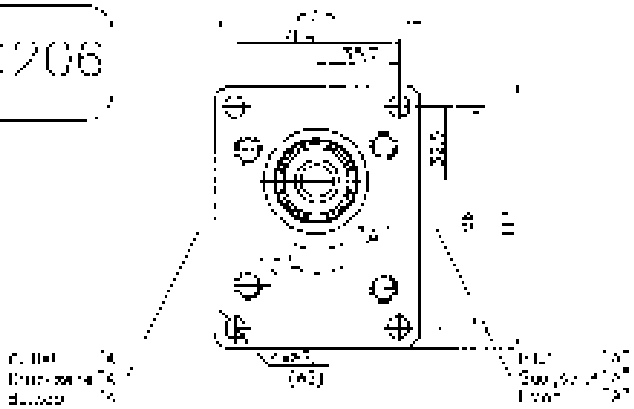

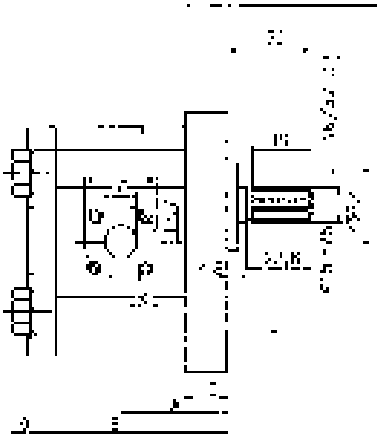

Type / Typ / Typ	Displacement / Fördervolumen / Рабочий объем	Dimensions / Abmessungen / Размеры													
		A	B	Inlet / Saugseite / Вход					Outlet / Druckseite / Выход					
				F	G	H	M	L	E	G	T	N	V
	cm³	mm											
20A/C14,5X206	4,5	42,5	80	40	M6	15	M22x1,5	31/2	35	M6	15	M14x1,5	31/2
20A/C16,2X206	5,3	42,5	80	40	M6	14	M22x1,5	31/2	35	M6	15	M14x1,5	31/2
20A/C18,2X206	6,2	42,5	80	40	M6	15	M22x1,5	31/2	35	M6	15	M14x1,5	31/2
20A/C10X206	10	42	80	40	M6	18	M22x1,5	31/2	35	M6	15	M14x1,5	31/2
20A/C11X206	11,5	48	91,5	40	M6	19	M22x1,5	31/2	35	M6	15	M14x1,5	31/2
20A/C12X206	12	48,7	92,5	40	M6	19	M22x1,5	31/2	35	M6	15	M14x1,5	31/2
20A/C14X206	14	50,2	95,4	40	M6	19	M22x1,5	31/2	35	M6	15	M14x1,5	31/2
20A/C15X206	15	51	96,9	40	M6	19	M22x1,5	31/2	35	M6	15	M14x1,5	31/2
20A/C16X206	16	51,8	98,3	40	M6	19	M22x1,5	31/2	35	M6	15	M14x1,5	31/2
20A/C19X206	19	54	102,5	40	M6	19	M22x1,5	31/2	35	M6	15	M14x1,5	31/2
20A/C22X206	22	56,5	108,5	40	M6	19	M22x1,5	31/2	35	M6	15	M14x1,5	31/2
20A/C25X206	25	59,2	113	40	M6	19	M22x1,5	31/2	35	M6	15	M14x1,5	31/2

20 A/C ...X207

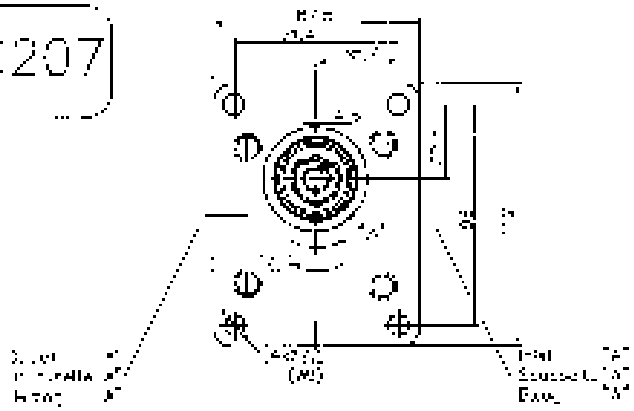

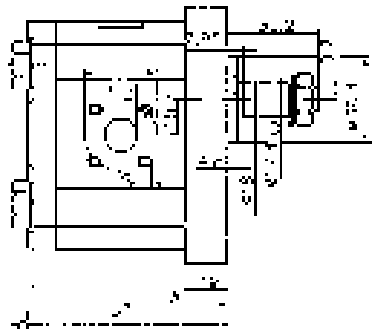

Type / Typ / Тип	Displacement / Fördervolumen / Рабочий объем	Dimensions / Abmessungen / Размеры													
		A	B	Inlet / Saugseite / Вход					Outlet / Druckseite / Выход					
				E	G	H	M	L	E	G	T	N	V
	cm³	mm											
20A/C14,5X207	4,5	42,5	80	30	40	15			30	40	15		
20A/C16,2X207	5,3	42,5	80	30	40	15			30	40	15		
20A/C18,2X207	6,2	42,5	80	30	40	14			30	40	15		
20A/C10X207	10	47	88	40	40	9			30	40	15		
20A/C11X207	11,5	48	91,5	40	40	19			30	40	15		
20A/C12X207	12	48,7	92,5	40	40	18			30	40	15		
20A/C14X207	14	50,2	95,4	40	40	19			30	40	15		
20A/C15X207	15	51	96,9	40	40	19			30	40	15		
20A/C16X207	16	51,8	98,3	40	40	19			30	40	15		
20A/C19X207	19	54	102,5	40	40	19			30	40	15		
20A/C22X207	22	56,5	108,5	40	40	19			30	40	15		
20A/C25X207	25	59,2	113,4	40	40	19			30	40	15		

20A...X279

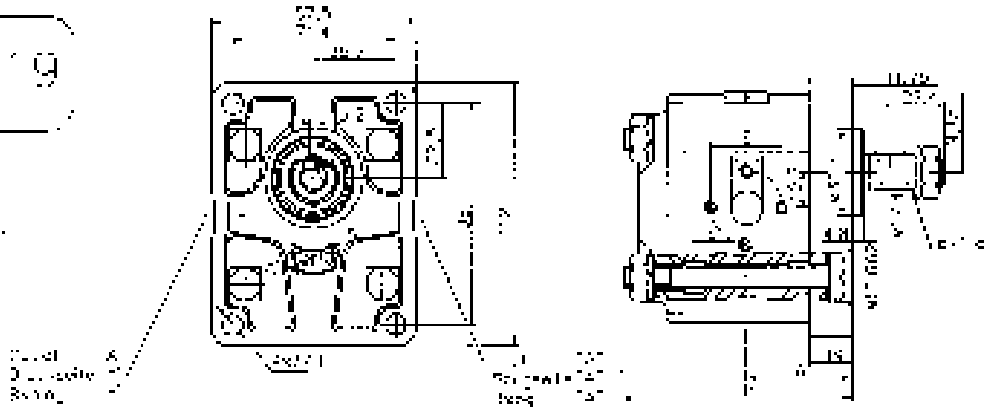

Type / Typ / Тип	Displacement / Fördervolumen / Рабочий объем	Dimensions / Abmessungen / Размеры A	B	Inlet / Saugseite / Вход C	d	F	V	G	Outlet / Druckseite / Выход E	d	F	V	G
	cm³	mm		mm					mm				
20A(C)4,5x279	4,5	42,5	92,5	40	20,6	15			30	20,6	12		
20A(C)6,3x279	6,3	42,5	92,5	40		15			30		12		
20A(C)8,2x279	8,2	42,5	92,5	40		15			30		12		
20A(C)10x279	10	47	101,5	40		19			30		14		
20A(C)11x279	11,2	48	103,9	40		19			30		14		
20A(C)12x279	12	49,7	105,1	40		19			30		14		
20A(C)14x279	14	50,2	108,7	40		19			30		14		
20A(C)15x279	15	51	109,7	40		19			30		14		
20A(C)16x279	16	51,8	111,4	40		19			30		14		
20A(C)19x279	19	54	116,3	40		19			30		14		
20A(C)22x279	22	55,5	121,3	40		19			30		14		
20A(C)25x279	25	56,2	126,2	40		19			30		14		

20A...X226

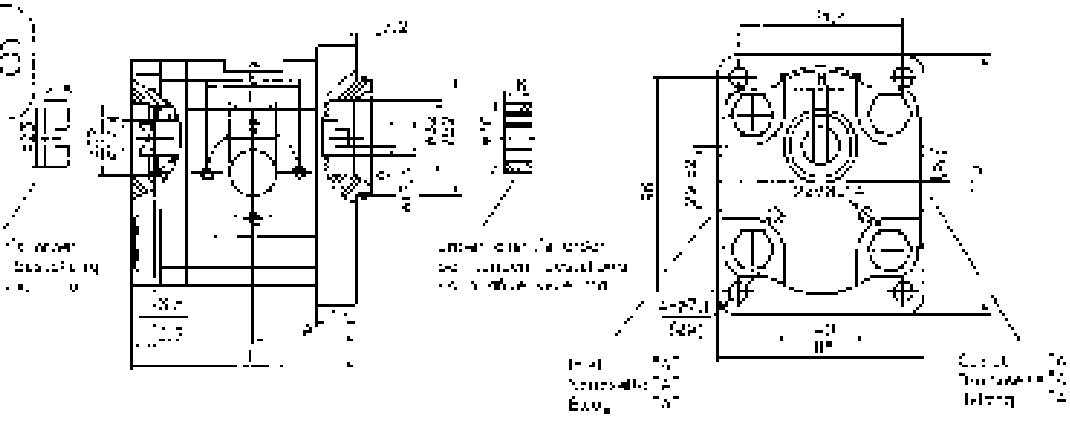

Type / Typ / Тип	Displacement / Fördervolumen / Рабочий объем	Dimensions / Abmessungen / Размеры A	B	Inlet / Saugseite / Вход C	d	F	V	G	Outlet / Druckseite / Выход E	d	F	V	G
	cm³	mm		mm					mm				
20A(C)4,5x226	4,5	42,5	87,5	40	28	15			30	26	13		
20A(C)6,3x226	6,3	47	90,5	40	28	15			30	26	13		
20A(C)8,2x226	8,2	44,5	93,3	40	28	15			30	26	13		
20A(C)10x226	10	45	96,2	40	28	19			30	26	14		
20A(C)11x226	11,2	46	98,7	40	28	19			30	26	14		
20A(C)12x226	12	48,8	99,5	40	28	19			30	28	14		
20A(C)14x226	14	49	103	40	28	19			30	28	14		
20A(C)15x226	15	49	104,5	40	28	19			30	26	14		
20A(C)16x226	16	50	106,2	40	28	19			30	26	14		
20A(C)19x226	19	52	111,1	40	28	19			30	26	14		
20A(C)22x226	22	53	116,1	40	28	19			30	26	14		
20A(C)25x226	25	55,7	121,1	40	28	19			30	26	19		

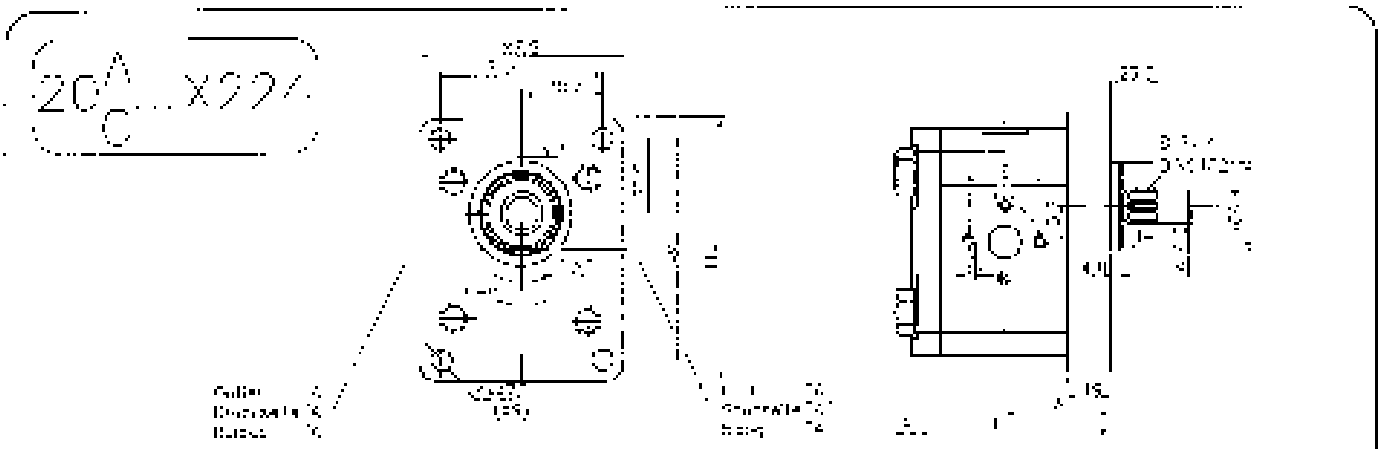

Type / Typ / Тип	Displacement / Fördervolumen / Рабочий объем	Dimensions / Abmessungen / Размеры												
		A		Inlet / Saugseite / Вход					Outlet / Druckseite / Выход					
				F	G		M		D			F	M	
	cm³	mm		mm					mm					
20A(C)1,2X224	4,5	42,5	80	30	M6	3	M20x1,5	30/2	40	M6	13	M16x1,5	6/2	
20A(C)1,8X224	6,2	42,5	80	30	M6	3	M20x1,5	30/2	30	M6	13	M16x1,5	6/2	
20A(C)1,8X224	6,2	42,5	80	30	M6	3	M20x1,5	30/2	30	M6	13	M16x1,5	6/2	
20A(C)2,5X224	8,2	47	89	40	M8	9	M20x1,5	30/2	30	M6	14	M16x1,5	6/2	
20A(C)3X224	10	49	97,1	40	M8	9	M20x1,5	30/2	30	M6	14	M16x1,5	6/2	
20A(C)3,5X224	11,2	49	97,1	40	M8	9	M20x1,5	30/2	30	M6	14	M16x1,5	6/2	
20A(C)4X224	12	52,7	97,7	40	M8	9	M20x1,5	30/2	30	M6	14	M16x1,5	6/2	
20A(C)4,5X224	14	53,2	99,4	40	M8	9	M20x1,5	30/2	30	M6	14	M16x1,5	6/2	
20A(C)5X224	15	54	99,9	40	M8	9	M20x1,5	30/2	30	M6	14	M16x1,5	6/2	
20A(C)5,5X224	16	55,5	99,6	40	M8	9	M20x1,5	30/2	30	M6	14	M16x1,5	6/2	
20A(C)6X224	18	54	103,5	40	M8	9	M20x1,5	30/2	30	M6	14	M16x1,5	6/2	
20A(C)6,5X224	22	56,5	108,5	40	M8	9	M20x1,5	30/2	30	M6	14	M16x1,5	6/2	
20A(C)7X224	25	58,2	115	40	M8	9	M20x1,5	30/2	40	M6	14	M16x1,5	6/2	

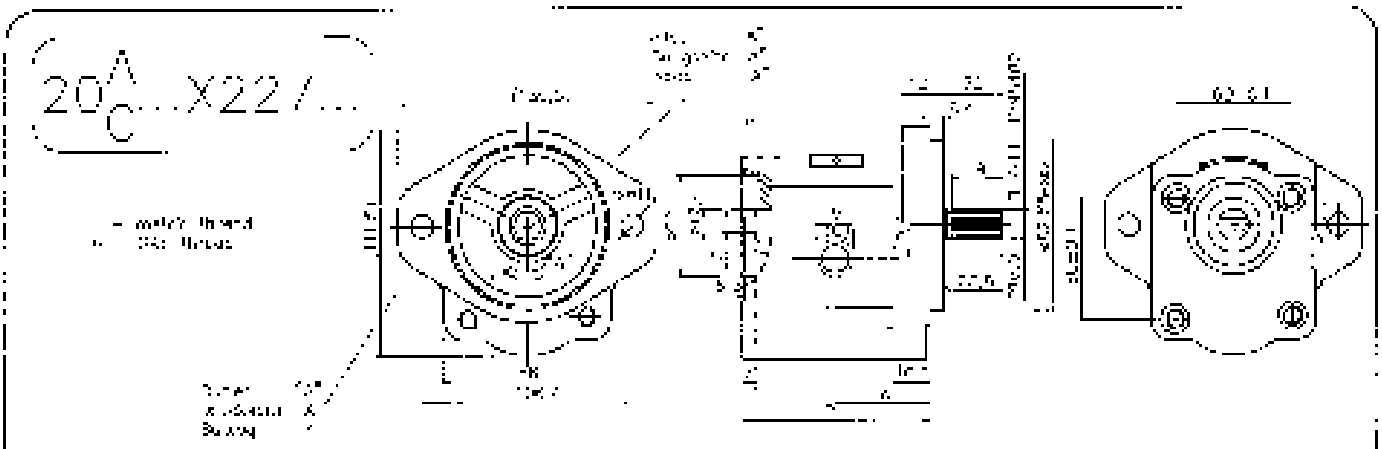

Type / Typ / Тип	Displacement / Fördervolumen / Рабочий объем	Dimensions / Abmessungen / Размеры												
		A		Inlet / Saugseite / Вход					Outlet / Druckseite / Выход					
				F	G		M		D			F	M	
	cm³	mm		mm					mm					
20A(C)1,8X227...	6,2	42,5	87,2				M20x1,5	30/2				M16x1,5	6/2	
20A(C)2,5X227...	8,2	42,5	87,2				M20x1,5	30/2				M16x1,5	6/2	
20A(C)3,2X227...	10,2	47,5	87,2				M20x1,5	30/2				M16x1,5	6/2	
20A(C)4X227...	13	49	90,2				M20x1,5	30/2				M16x1,5	6/2	
20A(C)4,5X227...	14,2	49	90,2				M20x1,5	30/2				M16x1,5	6/2	
20A(C)5X227...	16	52,6	95,5				M20x1,5	30/2				M16x1,5	6/2	
20A(C)5,5X227...	18	53	98,7				M20x1,5	30/2				M16x1,5	6/2	
20A(C)6X227...	19	53	98,7				M20x1,5	30/2				M16x1,5	6/2	
20A(C)6,5X227...	22	52	105,6				M20x1,5	30/2				M16x1,5	6/2	
20A(C)7X227...	25	54	110,7				M20x1,5	30/2				M20x1,5	6/2	
20A(C)7,5X227...	27	57	115,7				M20x1,5	30/2				M20x1,5	6/2	
20A(C)8X227...	28,8	58,8	120,7				M20x1,5	30/2				M20x1,5	6/2	

20 A/C ..X220

Fmax = 175 bar

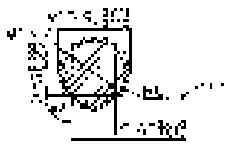

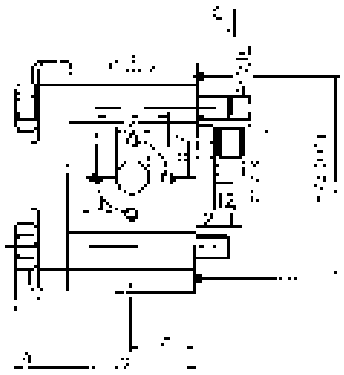

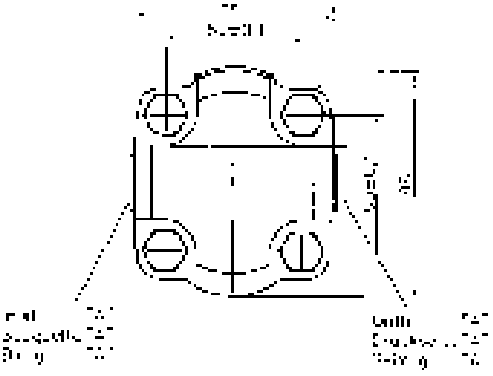

Type Typ Тип	Displacement Foerdervolumen Рабочий объем	Dimensions Abmessungen Размеры												
		A	B	Inlet Saugseite Вход					Outlet Druckseite Выход				Bohrung	
				L	C	F	K	G	F	d	F	K		
	cm³	mm												
20A(C)4,5X220	4,5	33,5	61,7	30	M6	13	[illegible]	[illegible]	20	M6	13	[illegible]	[illegible]	[illegible]
20A(C)6,3X220	6,3	33,5	61,7	30	M6	13	[illegible]	[illegible]	20	M6	13	[illegible]	[illegible]	[illegible]
20A(C)8,2X220	8,2	33,5	61,7	30	M6	13	[illegible]	[illegible]	20	M6	13	[illegible]	[illegible]	[illegible]
20A(C)10X220	10	30	70,7	40	M8	19	[illegible]	[illegible]	30	M8	14	[illegible]	[illegible]	[illegible]
20A(C)11X220	11,2	30	72,8	40	M8	19	[illegible]	[illegible]	30	M8	14	[illegible]	[illegible]	[illegible]
20A(C)12X220	12	32,2	75	40	M8	19	[illegible]	[illegible]	30	M8	14	[illegible]	[illegible]	[illegible]
20A(C)14X220	14	32,2	77,1	40	M8	19	[illegible]	[illegible]	30	M8	14	[illegible]	[illegible]	[illegible]
20A(C)15X220	15	32	78,6	40	M8	19	[illegible]	[illegible]	30	M8	14	[illegible]	[illegible]	[illegible]
20A(C)16X220	16	32,8	80,2	40	M8	19	[illegible]	[illegible]	30	M8	14	[illegible]	[illegible]	[illegible]
20A(C)19X220	19	35	85,2	40	M8	19	[illegible]	[illegible]	30	M8	14	[illegible]	[illegible]	[illegible]
20A(C)22X220	22	37,5	90,2	40	M8	19	[illegible]	[illegible]	30	M8	14	[illegible]	[illegible]	[illegible]
20A(C)25X220	25	40,2	95,1	40	M8	19	[illegible]	[illegible]	40	M8	19	[illegible]	[illegible]	[illegible]

20 A/C ..X234

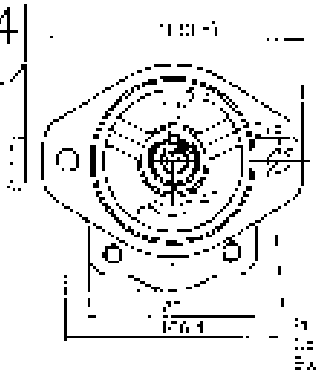

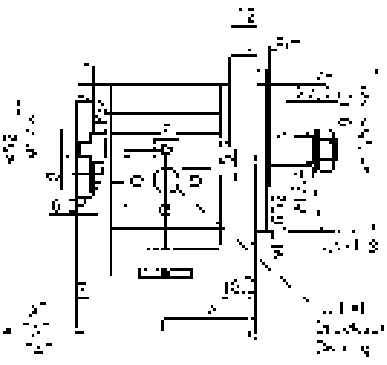

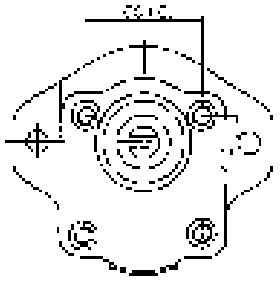

Type Typ Тип	Displacement Foerdervolumen Рабочий объем	Dimensions Abmessungen Размеры												
		A	B	Inlet Saugseite Вход					Outlet Druckseite Выход				Bohrung	
				E	d	F	K	G	E	G	F	K		
	cm³	mm												
20A(C)4,5X234	4,5	42,5	87,2	30	M8	14			30	M8	14			
20A(C)6,3X234	6,3	42,5	87,2	30	M8	14			30	M8	14			
20A(C)8,2X234	8,2	42,5	87,2	30	M8	14			30	M8	14			
20A(C)10X234	10	47	96,2	40	M8	19			30	M8	14			
20A(C)11X234	11,2	48	99,4	40	M8	19			30	M8	14			
20A(C)12X234	12	48,5	99,5	40	M8	19			30	M8	14			
20A(C)14X234	14	50,2	102,2	40	M8	19			30	M8	14			
20A(C)15X234	15	51	102,1	40	M8	19			30	M8	14			
20A(C)16X234	16	52	105,8	40	M8	19			30	M8	14			
20A(C)19X234	19	54	112,7	40	M8	19			30	M8	14			
20A(C)22X234	22	56,5	115,7	40	M8	19			30	M8	14			
20A(C)25X234	25	59,2	120,6	40	M8	19			30	M8	14			

20A...X172

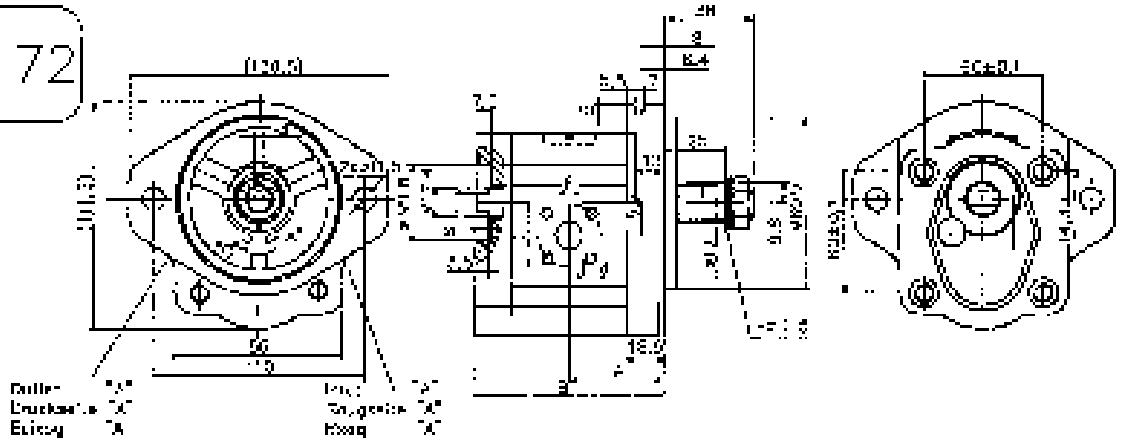

Type Typ Тип	Displacement Foerdervolumen Рабочий объем	Dimensions Abmessungen Размеры										
		A	H	Inlet Saugseite Вход					Outlet Druckseite Выход			
				E	d	F	M	G	E	d	F	M	G
	cm³	mm		mm					mm				
20A14X172	14	48,8	97	40	M6	20			32	M6	15		

20A...X173

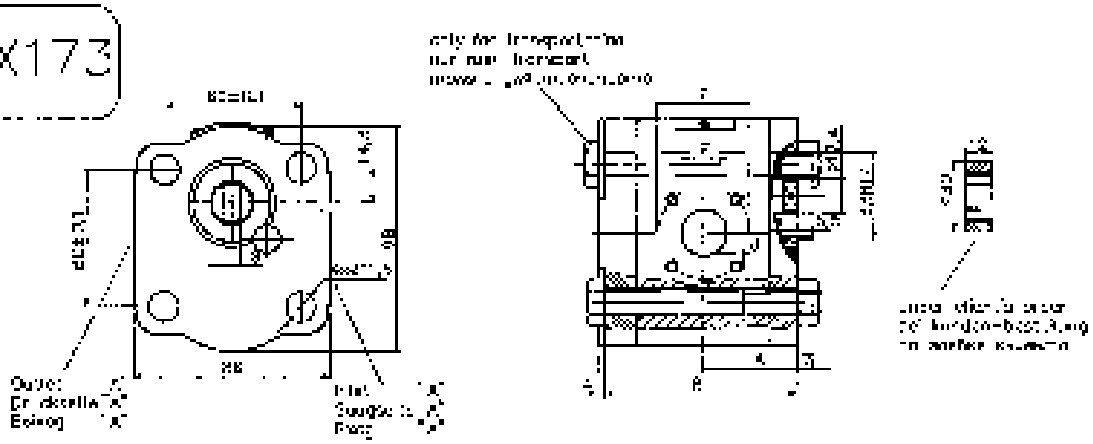

Type Typ Тип	Displacement Foerdervolumen Рабочий объем	Dimensions Abmessungen Размеры										
		A	D	Inlet Saugseite Вход					Outlet Druckseite Выход			
				E	d	F	M	G	E	d	F	M	G
	cm³	mm		mm					mm				
20A2,5X173	8,2	36,6	74	40	M6	20			32	M6	15		

20C...X172

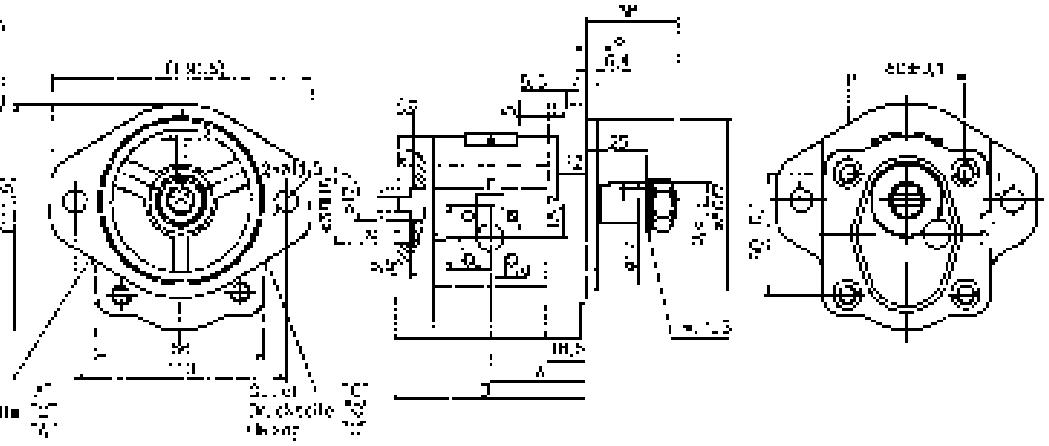

Type / Typ / Тип	Displacement / Foerdervolumen / Рабочий объем	Dimensions / Abmessungen / Размеры A	B	Inlet / Saugseite / Вход E	d	F	M	S	Outlet / Druckseite / Выход E	d	F	M	S
	cm³	mm		mm					mm				
20C14X172	14	49,5	97	40	M6	20			30	M6	15		

20C...X173

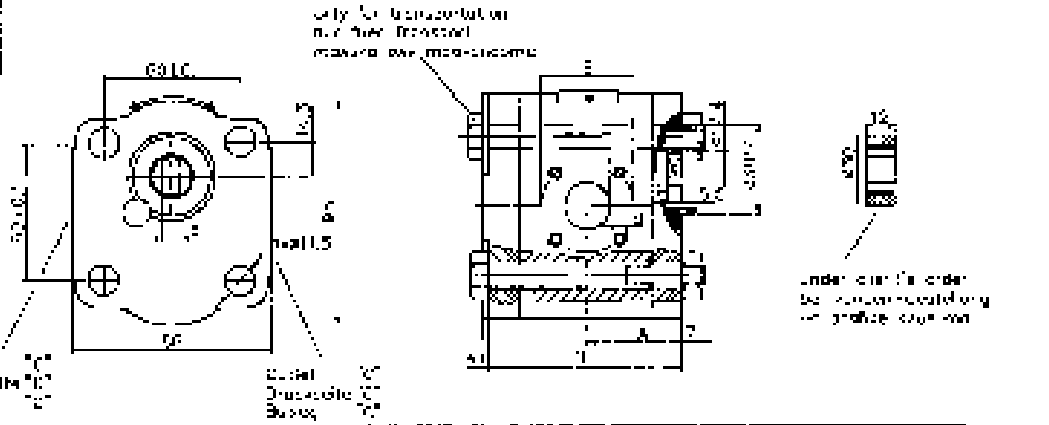

Type / Typ / Тип	Displacement / Foerdervolumen / Рабочий объем	Dimensions / Abmessungen / Размеры A	B	Inlet / Saugseite / Вход E	d	F	M	S	Outlet / Druckseite / Выход E	d	F	M	S
	cm³	mm		mm					mm				
20C8,2X173	8,2	35,8	74	40	M6	20			30	M6	15		

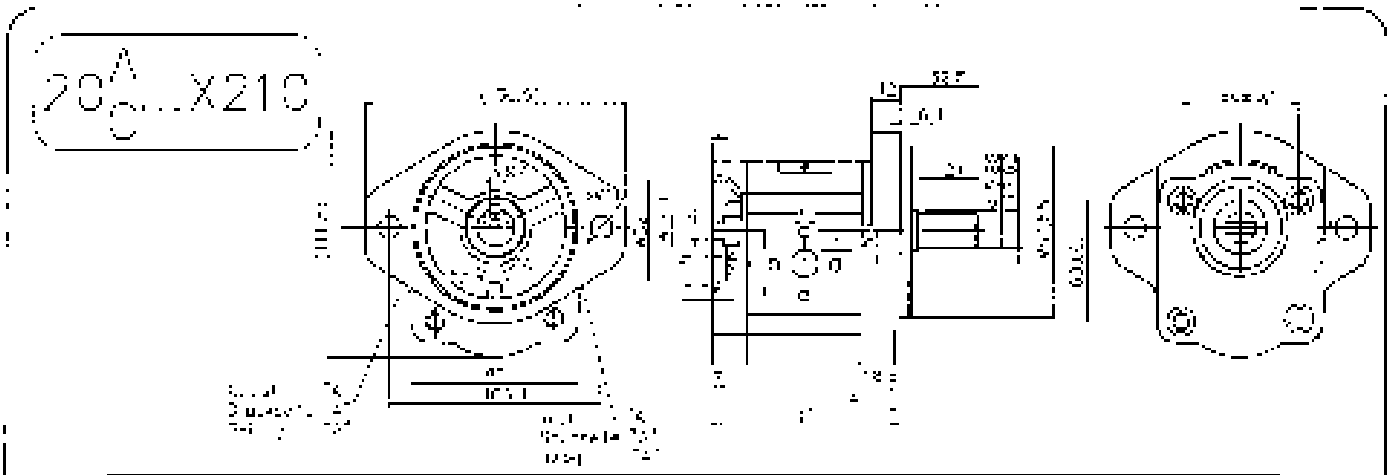

Type / Typ / Тип	Displacement / Fördervolumen / Рабочий объем	Dimensions / Abmessungen / Размеры												
		A	H	Inlet / Saugseite / Всасывание			Outlet / Druckseite / Нагнетание							
				F	d	F	V	G	E	d	F	M	G
	cm³	mm												
204(C)14x210	4.5	41.4	82.2	40	M6	15			35	M6	15		
204(C)15x210	5.0	42.6	83.2	40	M6	15			35	M6	15		
204(C)15,5x210	8.2	44.7	88.4	40	M6	20			35	M6	15		
204(C)16x210	10	45.1	89.2	40	M6	20			35	M6	15		
204(C)11x210	11.5	45.1	90.2	40	M6	20			35	M6	15		
204(C)12x210	12	45.1	91.5	40	M6	20			35	M6	15		
204(C)14x210	14	45.1	99.7	40	M6	20			35	M6	15		
204(C)15x210	15	45.1	104.1	40	M6	20			35	M6	15		
204(C)16x210	16	45.1	108.5	40	M6	20			35	M6	15		
204(C)18x210	18	45.1	110.7	40	M6	20			35	M6	15		
204(C)22x210	22	50.8	113.7	40	M6	20			35	M6	15		
204(C)25x210	25	50.8	116.5	40	M6	20			35	M6	15		

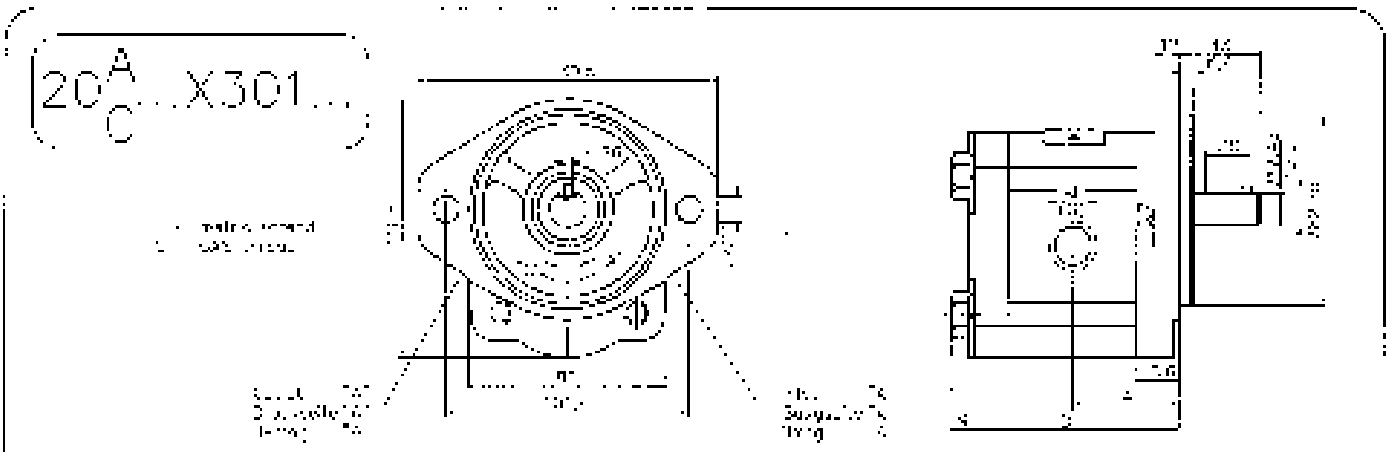

Type / Typ / Тип	Displacement / Fördervolumen / Рабочий объем	Dimensions / Abmessungen / Размеры											
		A	B	Inlet / Saugseite / Всасывание					Outlet / Druckseite / Нагнетание				
				C	d	F	M	G	E	c	F	M	G
	cm³	mm											
204(C)14x301	4.5	41.4	79.2				M20x1.5	31/2				M16x1.5	31/2
204(C)15x301	5.0	44.6	82.6				M20x1.5	31/2				M16x1.5	31/2
204(C)15,5x301	8.2	44.7	85.6				M20x1.5	31/2				M16x1.5	31/2
204(C)16x301	10	45.1	88.6				M20x1.5	31/2				M16x1.5	31/2
204(C)11x301	11.5	45.1	90.7				M20x1.5	31/2				M16x1.5	31/2
204(C)12x301	12	45.1	91.5				M20x1.5	31/2				M16x1.5	31/2
204(C)14x301	14	45.1	95				M20x1.5	31/2				M16x1.5	31/2
204(C)15x301	15	45.1	97.5				M20x1.5	31/2				M16x1.5	31/2
204(C)16x301	16	45.1	99.2				M20x1.5	31/2				M16x1.5	31/2
204(C)18x301	18	45.1	102.1				M20x1.5	31/2				M20x1.5	31/2
204(C)22x301	22	50.8	103.1				M20x1.5	31/2				M20x1.5	31/2
204(C)25x301	25	50.8	[illegible]				M20x1.5	31/2				M20x1.5	31/2

20A/C...X258

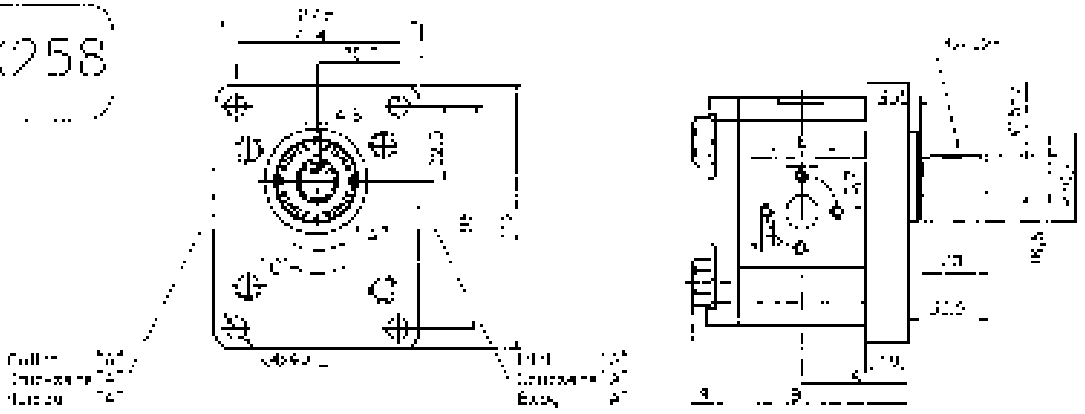

Type / Typ / Тип	Displacement / Fördervolumen / Рабочий объем	Dimensions / Abmessungen / Размеры		Inlet / Saugseite / Вход					Outlet / Druckseite / Выход				
		A	H										
	cm³	mm		mm					mm				
20A/C/4,9X258	4,9	42,4	80	20	W6	13	M12x1,5		30	W6	13	M14x1,5	
20A/C/6,3X258	6,3	42,5	80	20	W6	13	M12x1,5		30	W6	13	M14x1,5	
20A/C/8,2X258	8,2	42,5	80	20	W6	13	M12x1,5		30	W6	13	M14x1,5	
20A/C/10X258	10	42	80	20	W6	13	M12x1,5		30	W6	14	M14x1,5	
20A/C/11X258	11,2	45	91,1	20	W6	13	M12x1,5		30	W6	14	M14x1,5	
20A/C/12X258	12	48,7	92,7	20	W6	13	M12x1,5		30	W6	14	M14x1,5	
20A/C/14X258	14	50,2	95,4	20	W6	13	M12x1,5		30	W6	14	M14x1,5	
20A/C/16X258	16	[illegible]	98,9	20	W6	13	M12x1,5		30	W6	14	M14x1,5	
20A/C/18X258	18	51,8	99,6	20	W6	13	M12x1,5		30	W6	14	M14x1,5	
20A/C/19X258	19	54	103,5	20	W6	13	M12x1,5		30	W6	14	M14x1,5	
20A/C/22X258	22	56,5	105,5	20	W6	13	M12x1,5		30	W6	14	M14x1,5	
20A/C/25X258	25	58,2	113,1	20	W6	13	M12x1,5		30	W6	13	M14x1,5	

20A/C...X295

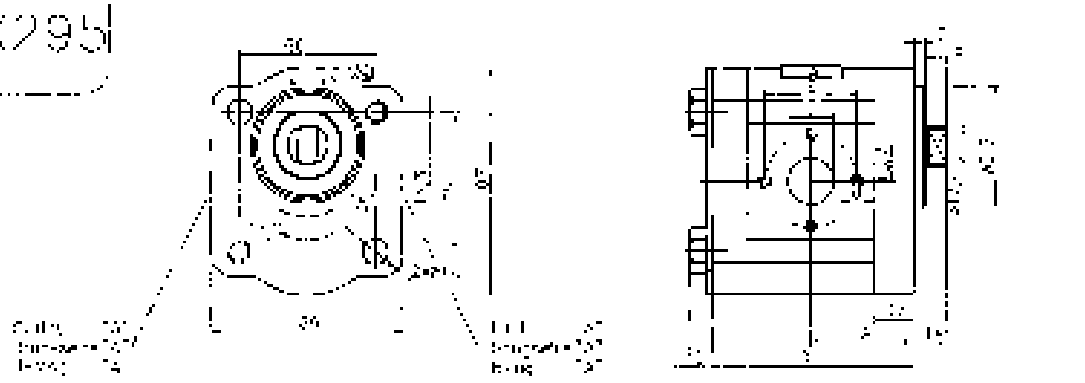

Type / Typ / Тип	Displacement / Fördervolumen / Рабочий объем	Dimensions / Abmessungen / Размеры		Inlet / Saugseite / Вход					Outlet / Druckseite / Выход				
		A	B										
	cm³	mm		mm					mm				
20A/C/4,9X295	4,5	37,3	78	30	W6	13			30	W6	13		
20A/C/6,3X295	6,3	37,6	81	30	W6	13			30	W6	13		
20A/C/8,2X295	8,2	40,6	91,3	30	W6	13			30	W6	13		
20A/C/10X295	10	45	87	40	W8	19			30	W6	14		
20A/C/11X295	11,3	45	88,1	40	W8	19			30	W6	14		
20A/C/12X295	12	45	90,3	40	W8	19			30	W6	14		
20A/C/14X295	14	45	93,4	40	W8	19			30	W6	14		
20A/C/16X295	16	45	95,[illegible]	40	W8	19			30	W6	14		
20A/C/18X295	18	45	96,6	40	W8	19			30	W6	14		
20A/C/19X295	19	45	101,[illegible]	40	W8	19			30	W6	14		
20A/C/22X295	22	52,5	106,5	40	W8	19			30	W6	14		
20A/C/25X295	25	57,2	112,1	40	W8	19			40	W8	19		

20A...X258

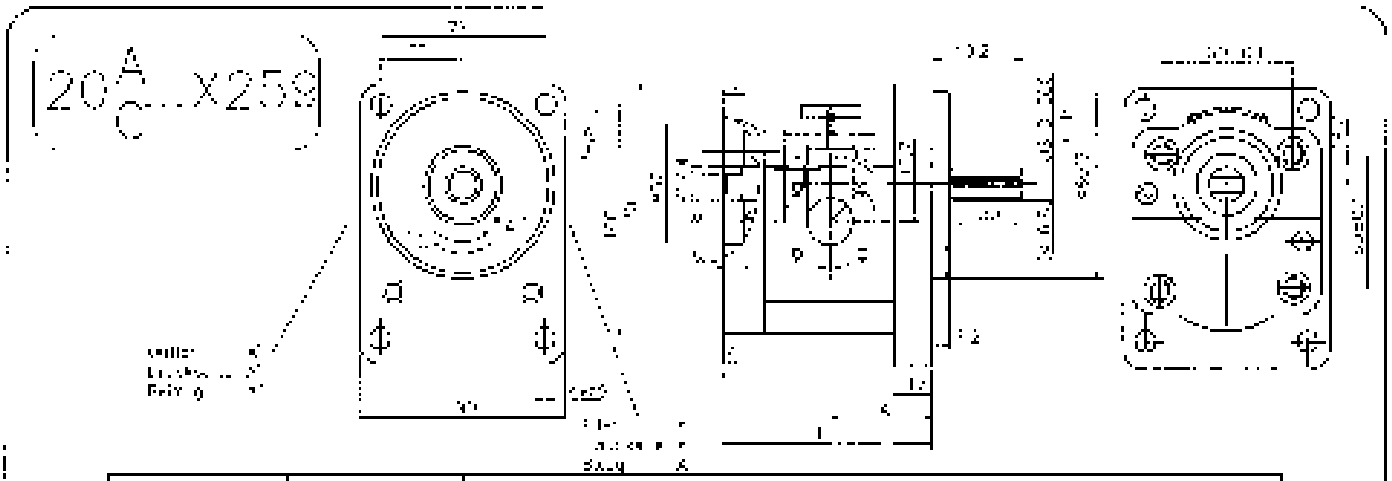

Type / Typ / Тип	Displacement / Fördervolumen / Рабочий объем	Dimensions / Abmessungen / Размеры										
		A	B	Inlet / Saugseite / Вход				Outlet / Druckseite / Выход				
				E	d	F	V	E	d	F	M	T
	cm³	mm										
20A(C)4,5X258	4,5	70,6	80,2	40	M5	15		25	M5	15		
20A(C)6,3X258	6,3	4[illegible]	82,2	40	M5	5		25	M5	5		
20A(C)8,2X258	8,2	45,1	91,1	40	M5	20		25	M5	15		
20A(C)10X258	10	47,5	94,4	40	M5	20		25	M5	15		
20A(C)11X258	11,2	47,5	96,2	40	M5	20		25	M5	15		
20A(C)12X258	12	47,5	97,5	40	M5	20		25	M5	15		
20A(C)14X258	14	47,5	100,6	40	M5	20		25	M5	15		
20A(C)15X258	15	47,5	102,7	40	M5	20		25	M5	15		
20A(C)16X258	16	47,5	105,5	40	M5	20		25	M5	15		
20A(C)18X258	18	47,5	108,7	40	M5	20		25	M5	15		
20A(C)22X258	22	55	115,7	40	M5	20		25	M5	15		
20A(C)25X258	25	57,5	118,5	40	M5	20		25	M5	15		

20A...X269

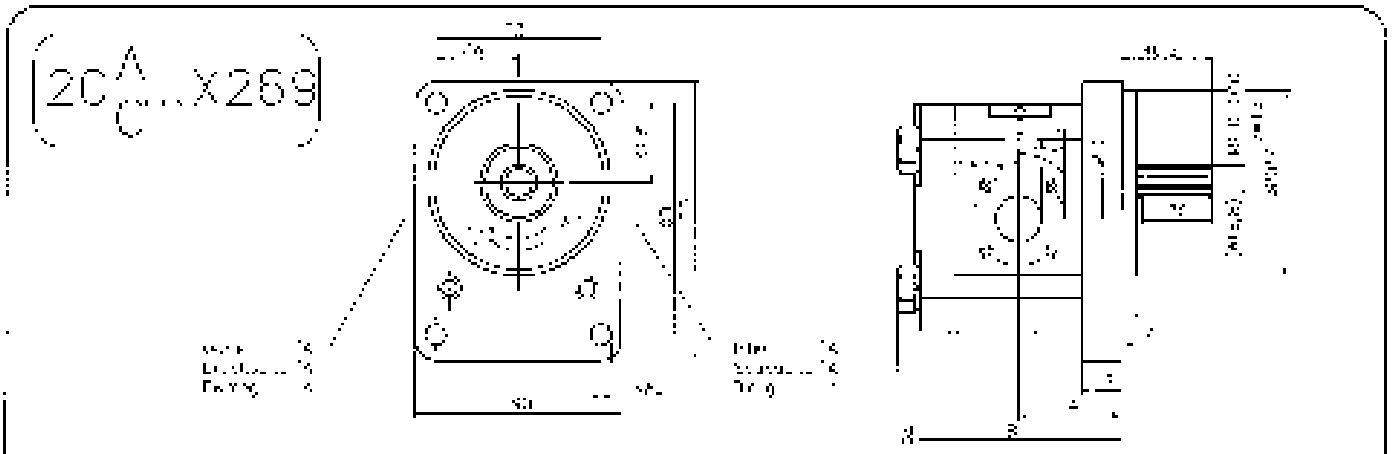

Type / Typ / Тип	Displacement / Fördervolumen / Рабочий объем	Dimensions / Abmessungen / Размеры										
		A	D	Inlet / Saugseite / Вход				Outlet / Druckseite / Выход				
				E	d	F	V	E	d	F	M	T
	cm³	mm										
20A(C)4,5X269	4,5	70,6	78	40	M5	15		25	M5	15		
20A(C)6,3X269	6,3	4[illegible]	81	40	M5	5		25	M5	15		
20A(C)8,2X269	8,2	45,1	82,9	40	M5	20		25	M5	5		
20A(C)10X269	10	47,5	87	40	M5	20		25	M5	15		
20A(C)11X269	11,2	47,5	89,1	40	M5	20		25	M5	5		
20A(C)12X269	12	47,5	90,2	40	M5	20		25	M5	15		
20A(C)14X269	14	47,5	92,6	40	M5	20		25	M5	15		
20A(C)15X269	15	47,5	94,9	40	M5	20		25	M5	15		
20A(C)16X269	16	47,5	96,8	40	M5	20		25	M5	15		
20A(C)18X269	18	47,5	100,5	40	M5	20		25	M5	5		
20A(C)22X269	22	55	108,5	40	M5	20		25	M5	5		
20A(C)25X269	25	57,5	112,1	40	M5	20		25	M5	15		

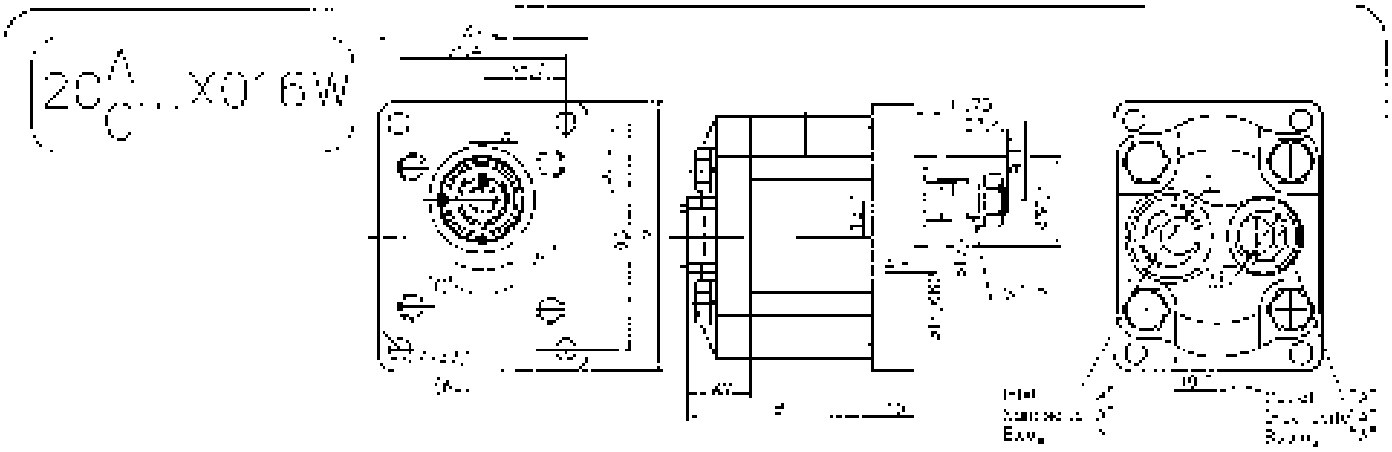

Type / Typ / Тип	Displacement / Fördervolumen / Рабочий объем	Dimensions / Abmessungen / Размеры											
				Inlet / Saugseite / Вход				Outlet / Druckseite / Выход					
		Type	A	H	-	d	f	g	G	L	c	b	G
	cm³	cm³	mm	mm									
20A(C)4,5X016W	4,5	2500		56					G3/4				G1/2
20A(C)6,3X016W	6,3	2500		56					G3/4				G1/2
20A(C)8,2X016W	8,2	2500		61,9					G3/4				G1/2
20A(C)10X016W	10	2500		65					G3/4				G1/2
20A(C)11X016W	11,2	2500		67					G3/4				G1/2
20A(C)12X016W	12	2500		68,5					G3/4				G1/2
20A(C)14X016W	14	2500		71,4					G3/4				G1/2
20A(C)16X016W	16	2500		74,9					G3/4				G1/2
20A(C)18X016W	18	2500		78,1					G3/4				G1/2
20A(C)19X016W	19	2500		79,6					G3/4				G1/2
20A(C)22X016W	22	2500		84,5					G3/4				G1/2
20A(C)25X016W	25	1500		104,5					G3/4				G1/2

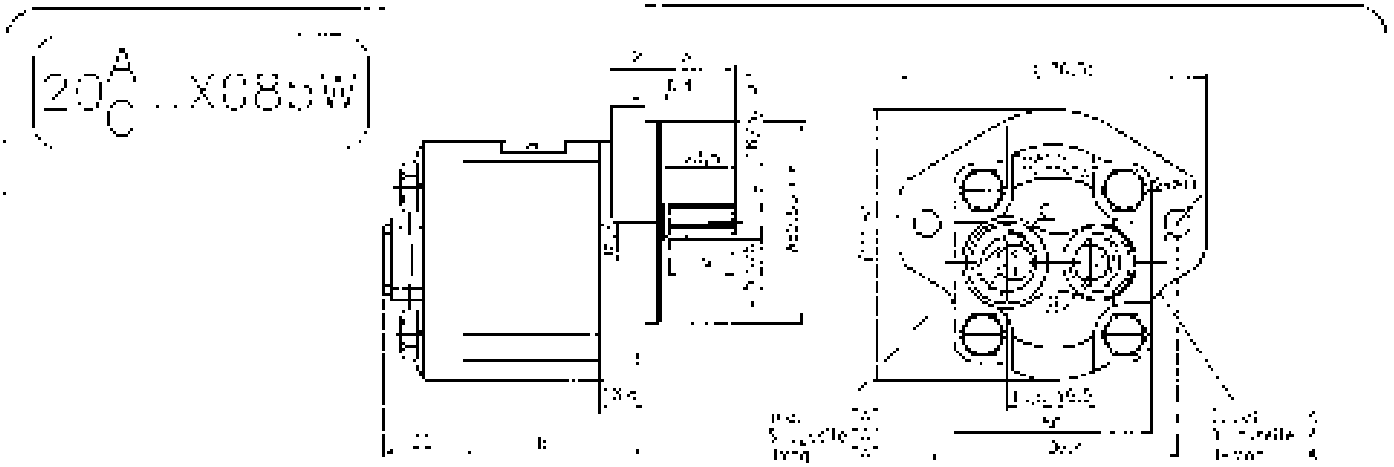

Type / Typ / Тип	Displacement / Fördervolumen / Рабочий объем	Dimensions / Abmessungen / Размеры											
				Inlet / Saugseite / Вход				Outlet / Druckseite / Выход					
		Type	A	B	k	d	f	g	G	L	c	b	G
	cm³	cm³	mm	mm									
20A(C)4,5X085W	4,5	2500		54					G3/4				G1/2
20A(C)6,3X085W	6,3	2500		56,9					G3/4				G1/2
20A(C)8,2X085W	8,2	2500		61,8					G3/4				G1/2
20A(C)10X085W	10	2500		65					G3/4				G1/2
20A(C)11X085W	11,2	2500		67,1					G3/4				G1/2
20A(C)12X085W	12	2500		68,4					G3/4				G1/2
20A(C)14X085W	14	2500		71,4					G3/4				G1/2
20A(C)16X085W	16	2500		74,9					G3/4				G1/2
20A(C)18X085W	18	2500		78,1					G3/4				G1/2
20A(C)19X085W	19	2500		79,6					G3/4				G1/2
20A(C)22X085W	22	2500		84,5					G3/4				G1/2
20A(C)25X085W	25	1500		88,9					G3/4				G1/2

Hydraulic Gear Pumps
Hydraulische Zahnradpumpen
Шестеренные насосы

Gr. 20 250 Bar

20 A/C ...X320

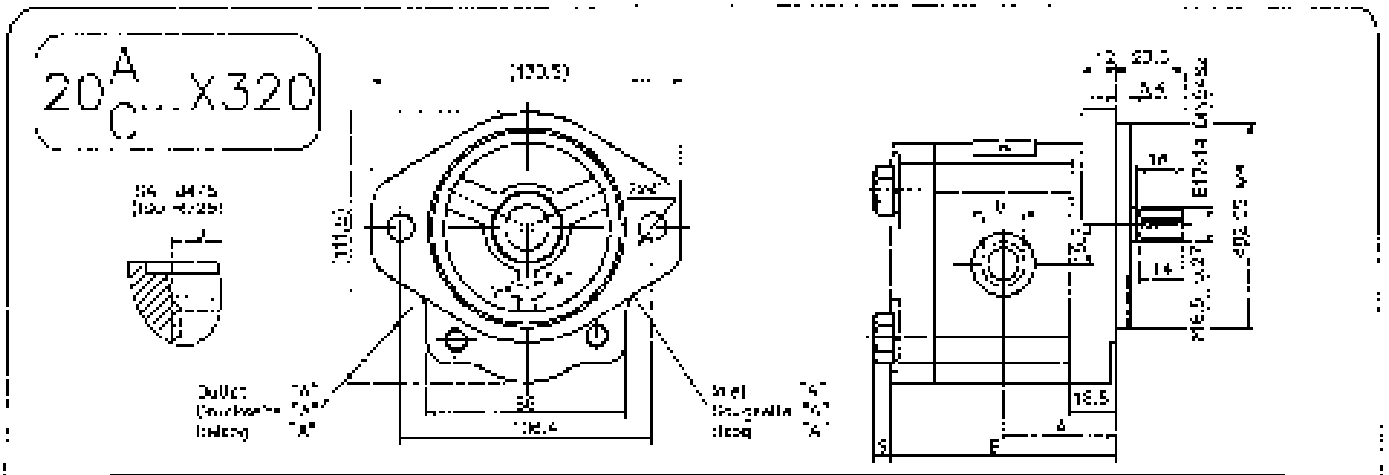

Type / Typ / Тип	Displacement / Foerdervolumen / Рабочий объем	Dimensions / Abmessungen / Размеры A	B	Inlet / Saugseite / Всасывание C	d	U	W	G	Outlet / Druckseite / Нагнетание C	d	U	W	G
	cm³	mm		mm					mm				
20A/C)10x320													
20A/C)10x320													
20A/C)10x320													
20A/C)10x320	10	46,5	88,6										
20A/C)11x320	11,3	47,5	89,7										
20A/C)12x320	12	48,3	91,7										
20A/C)14x320	14	49,6	95										
20A/C)15x320	15	50,5	96,5										
20A/C)16x320	16	51,6	98,7										
20A/C)19x320	19	53,9	103,1										
20A/C)22x320	22	56,5	108,3										
20A/C)25x320	25	58,8	113										

20 A/C ...X329

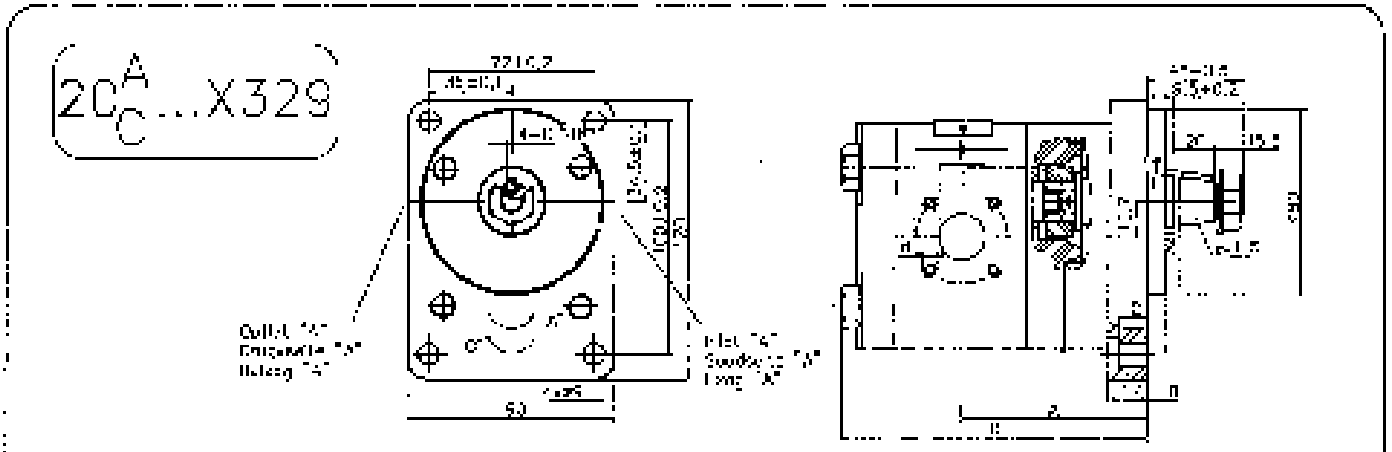

Type / Typ / Тип	Displacement / Foerdervolumen / Рабочий объем	Dimensions / Abmessungen / Размеры A	B	Inlet / Saugseite / Всасывание F	d	F	M	G	Outlet / Druckseite / Нагнетание F	d	F	M	G
	cm³	mm		mm					mm				
20A/C)1,5x329	1,5	71,2	121	40	M6	15			35	M6	15		
20A/C)1,8x329	1,8	72,6	124	40	M6	15			35	M6	15		
20A/C)2,2x329	2,2	74,6	128,8	40	M6	20			35	M6	15		
20A/C)3,0x329	3,0	76	130	40	M6	20			35	M6	15		
20A/C)3,8x329	3,8	78	132,1	40	M6	20			35	M6	15		
20A/C)4,5x329	4,5	79	133,0	40	M6	20			35	M6	15		
20A/C)4,6x329	4,6	79	138,4	40	M6	20			35	M6	15		
20A/C)5,0x329	5,0	79	138	40	M6	20			35	M6	15		
20A/C)5,6x329	5,6	79	139,0	40	M6	20			35	M6	15		
20A/C)6,3x329	6,3	79	144,5	40	M6	20			35	M6	15		
20A/C)22x329	22	88,5	149,5	40	M6	20			35	M6	15		
20A/C)25x329	25	90,9	154,4	40	M6	20			35	M6	15		

20 A/C ...X347

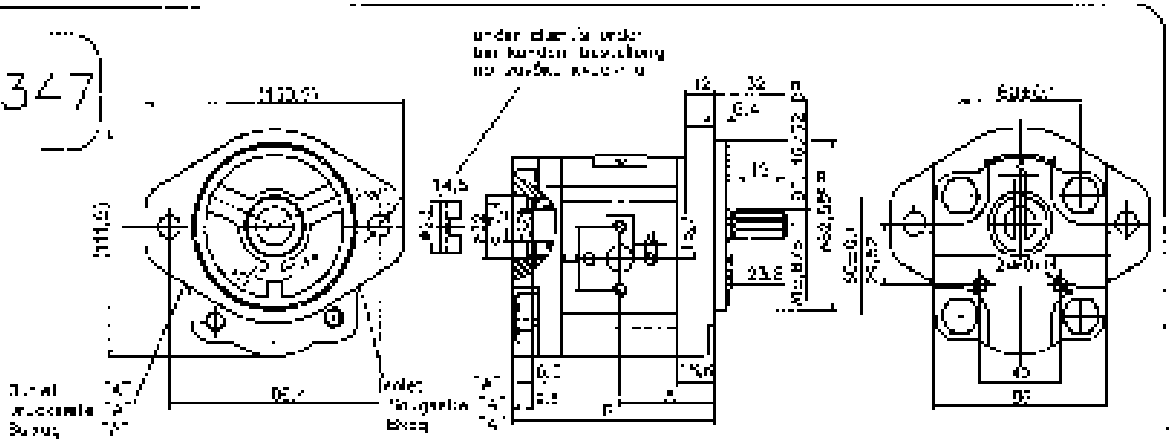

Type / Typ / Тип	Displacement / Foerdervolumen / Рабочий объем	Dimensions / Abmessungen / Размеры		Inlet / Saugseite / Вход					Outlet / Druckseite / Выход			
		A	B	F	e	H	M	C	E	d	F	M	G
	cm³	mm		mm					mm				
20A/C/4,5X347	4,5	42,1	79,3	30	M6	13			30	M6	13		
20A/C/6,3X347	6,3	42,1	86,4	30	M6	13			30	M6	13		
20A/C/8,2X347	8,2	42,1	88,9	30	M6	14			30	M6	13		
20A/C/10X347	10	45,6	98,2	40	M8	19			30	M8	14		
20A/C/11X347	11,3	47,6	100,3	40	M8	19			30	M8	14		
20A/C/12X347	12	48,2	101,6	40	M8	19			30	M8	14		
20A/C/13X347	14	49,6	104,7	40	M8	19			30	M8	14		
20A/C/15X347	15	50,8	106,2	40	M8	19			30	M8	14		
20A/C/16X347	16	51,8	107,8	40	M8	19			30	M8	14		
20A/C/19X347	19	53,8	112,2	40	M8	19			30	M8	14		
20A/C/22X347	22	56,5	117,9	40	M8	19			30	M8	14		
20A/C/25X347	25	58,9	122,7	40	M8	19			40	M8	19		

20 A/C ...X292...

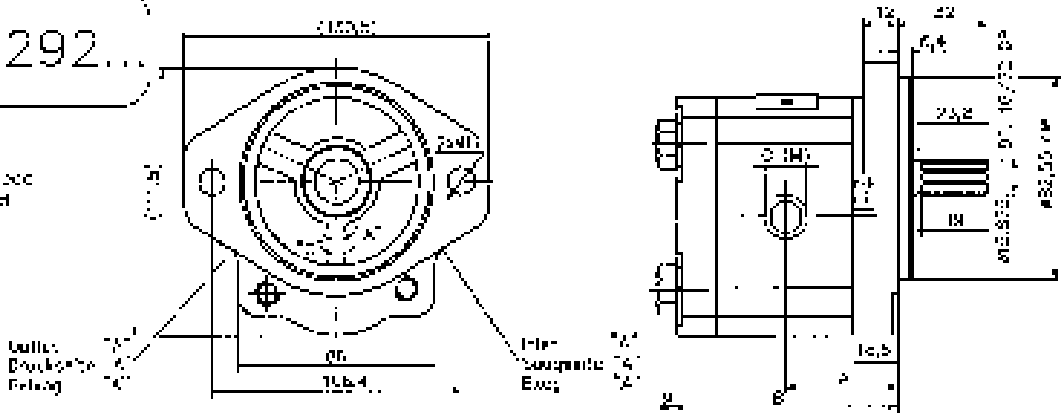

Type / Typ / Тип	Displacement / Foerdervolumen / Рабочий объем	Dimensions / Abmessungen / Размеры		Inlet / Saugseite / Вход					Outlet / Druckseite / Выход			
		A	B	E	d	C	M	G	E	d	F	M	G
	cm³	mm		mm					mm				
20A/C/4,5X292...	4,5	42,1	79,4				M20x1,5	G 3/4				M16x1,5	G 1/2
20A/C/6,3X292...	6,3	43,6	82,6				M20x1,5	G 3/4				M16x1,5	G 1/2
20A/C/8,2X292...	8,2	45,1	85,5				M20x1,5	G 3/4				M16x1,5	G 1/2
20A/C/10X292...	10	46,6	88,6				M20x1,5	G 3/4				M16x1,5	G 1/2
20A/C/11X292...	11,3	47,6	90,5				M20x1,5	G 3/4				M16x1,5	G 1/2
20A/C/12X292...	12	48,2	91,9				M20x1,5	G 3/4				M16x1,5	G 1/2
20A/C/14X292...	14	49,6	95				M20x1,5	G 3/4				M16x1,5	G 1/2
20A/C/15X292...	15	50,8	96,5				M20x1,5	G 3/4				M16x1,5	G 1/2
20A/C/16X292...	16	51,8	98,1				M20x1,5	G 3/4				M16x1,5	G 1/2
20A/C/19X292...	19	53,8	102,1				M20x1,5	G 3/4				M16x1,5	G 1/2
20A/C/22X292...	22	56,5	106,1				M20x1,5	G 3/4				M16x1,5	G 1/2
20A/C/25X292...	25	58,9	112				M20x1,5	G 3/4				M16x1,5	G 1/2

20 A/C ... X380

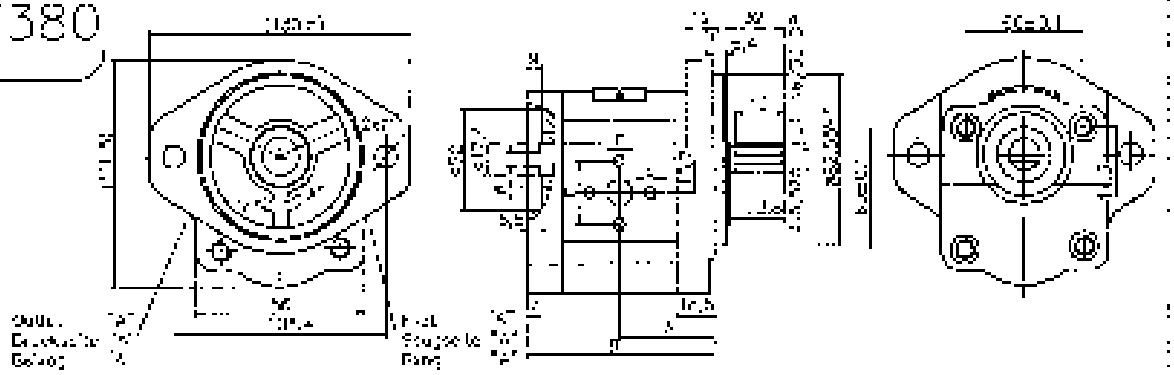

Type / Typ / Тип	Displacement / Foerdervolumen / Рабочий объем	Dimensions / Abmessungen / Размеры											
		A	B	Inlet / Saugseite / Вход					Outlet / Druckseite / Выход				
				E	c	F	W	G	C	d	F	k	G
	cm³	mm			mm					mm			
20A(C)4,5x280	4,5												
20A(C)6,3x380	6,3												
20A(C)8,2x380	8,2												
20A(C)10x380	10												
20A(C)11,2x380	11,2	47,6	97,8	40	M8	20			35	M8	15		
20A(C)12x380	12												
20A(C)14x380	14												
20A(C)15x380	15												
20A(C)16x380	16												
20A(C)18x380	18												
20A(C)22x380	22												
20A(C)25x380	25												

20 A/C ... X381

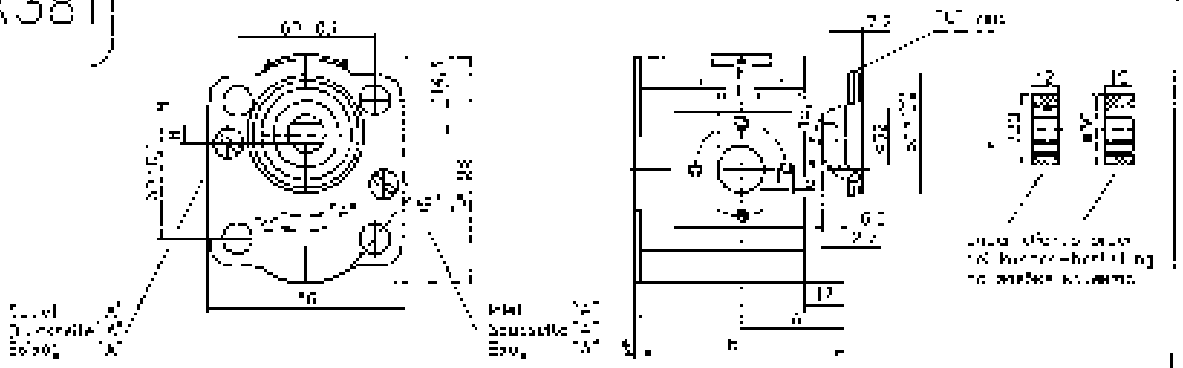

Type / Typ / Тип	Displacement / Foerdervolumen / Рабочий объем	Dimensions / Abmessungen / Размеры											
		A	B	Inlet / Saugseite / Вход					Outlet / Druckseite / Выход				
				E	d	F	W	G	F	d	F	W	G
	cm³	mm			mm					mm			
20A(C)4,5x381	4,5	40	98	40	M8	15			35	M8	15		
20A(C)6,3x381	6,3												
20A(C)8,2x381	8,2												
20A(C)10x381	10	45	97	40	M8	20			35	M8	15		
20A(C)11x381	11,3												
20A(C)12x381	12												
20A(C)14x381	14												
20A(C)15x381	15												
20A(C)16x381	16												
20A(C)18x381	18												
20A(C)22x381	22												
20A(C)25x381	25												

20C...X328

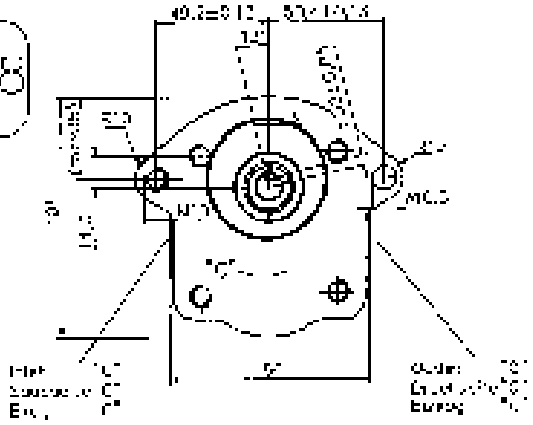

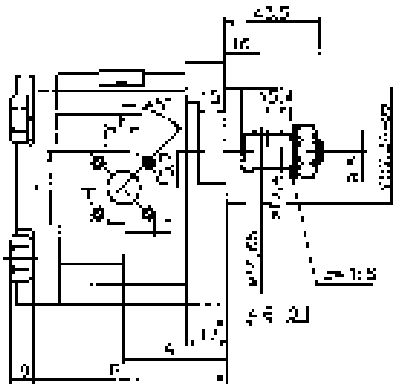

Type / Typ / Тип	Displacement / Foerdervolumen / Рабочий объем	Dimensions / Abmessungen / Размеры A	B	Inlet / Saugseite / Вход E	d	F	K	G	Outlet / Druckseite / Выход E	d	F	K	G
	cm³	mm		mm					mm				
20C4.5X328	4,5												
20C6.5X328	6,3	42	81	40	M6	15	M20x1,5	G 1/2	35	M6	15	M16x1,5	G 1/2
20C8.5X328	8,2	43,5	83,9	40	M6	20	M20x1,5	G 1/2	35	M6	15	M16x1,5	G 1/2
20C10X328	10	45	87	40	M6	20	M20x1,5	G 1/2	35	M6	15	M16x1,5	G 1/2
20C11X328	11,3	46	89	40	M6	20	M20x1,5	G 1/2	35	M6	15	M16x1,5	G 1/2
20C12X328	12	46,5	89,7	40	M6	20	M20x1,5	G 1/2	35	M6	15	M16x1,5	G 1/2
20C14X328	14	48	93,4	40	M6	20	M20x1,5	G 1/2	35	M6	15	M16x1,5	G 1/2
20C15X328	15	49	94,9	40	M6	20	M20x1,5	G 1/2	35	M6	15	M16x1,5	G 1/2
20C16X328	16	50	96,5	40	M6	20	M20x1,5	G 1/2	35	M6	15	M16x1,5	G 1/2
20C19X328	19	52	101,5	40	M6	20	M20x1,5	G 1/2	35	M6	15	M16x1,5	G 1/2
20C22X328	22	55	106,8	40	M6	20	M20x1,5	G 1/2	35	M6	15	M16x1,5	G 1/2
20C25X328	25	57,7	111,4	40	M6	20	M20x1,5	G 1/2	35	M6	15	M16x1,5	G 1/2

20A/C...X402N

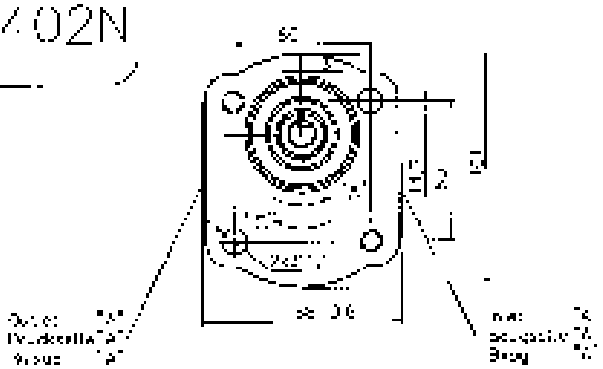

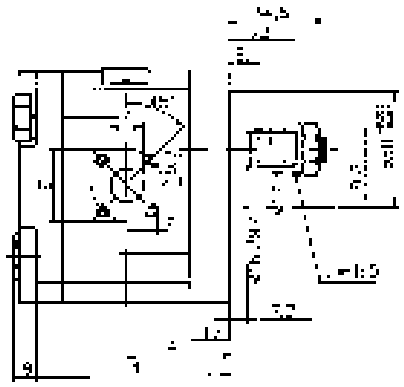

Type / Typ / Тип	Displacement / Foerdervolumen / Рабочий объем	Dimensions / Abmessungen / Размеры A	B	Inlet / Saugseite / Вход E	d	F	K	G	Outlet / Druckseite / Выход E	d	F	K	G
	cm³	mm		mm					mm				
20A(C)4.5X402N	4,5												
20A(C)6.5X402N	6,3												
20A(C)8.5X402N	8,2	44	83,9	40	M6	20	M20x1,5	G 1/2	35	M6	15	M16x1,5	G 1/2
20A(C)10X402N	10												
20A(C)11X402N	11,3												
20A(C)12X402N	12												
20A(C)14X402N	14												
20A(C)15X402N	15												
20A(C)16X402N	16												
20A(C)19X402N	19												
20A(C)22X402N	22												
20A(C)25X402N	25												

20 A/C ...X358

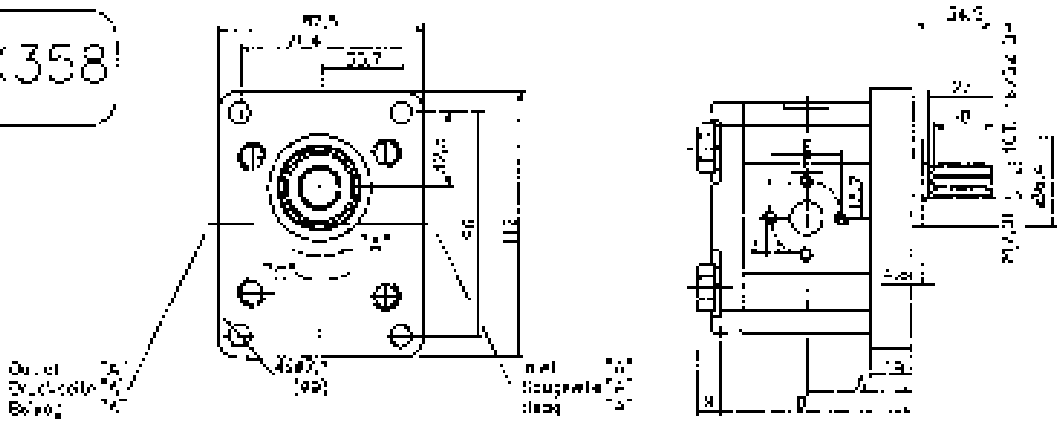

Type / Typ / Тип	Displacement / Foerdervolumen / Рабочий объем	Dimensions / Abmessungen / Размеры												
		A	B	Inlet / Saugseite / Вход					Outlet / Druckseite / Выход					
				E	d	F	M	G	F	d	F	M	G
	cm³	mm		mm					mm				
20A/C4,5X358	4,5	42,5	80	40	5/16-18UNC	19			30	1/4-20UNC	13		
20A/C6,3X358	6,3	42,5	80	40		19			30		13		
20A/C8,2X358	8,2	42,5	80	40		19			30		13		
20A/C10X358	10	47	89	40		19			30		14		
20A/C11X358	11,5	42	91,1	40		19			30		14		
20A/C12X358	12	48,7	92,3	40		19			30		14		
20A/C14X358	14	50,8	95,4	40		19			30		14		
20A/C15X358	15	51	96,9	40		19			30		14		
20A/C16X358	16	51,8	98,6	40		19			30		14		
20A/C18X358	18	54,3	103,5	40		19			30		14		
20A/C22X358	22	56,8	108,5	40		19			30		14		
20A/C25X358	25	59,2	113,4	40		19			40	5/16-18UNC	19		

20 A/C ...X355

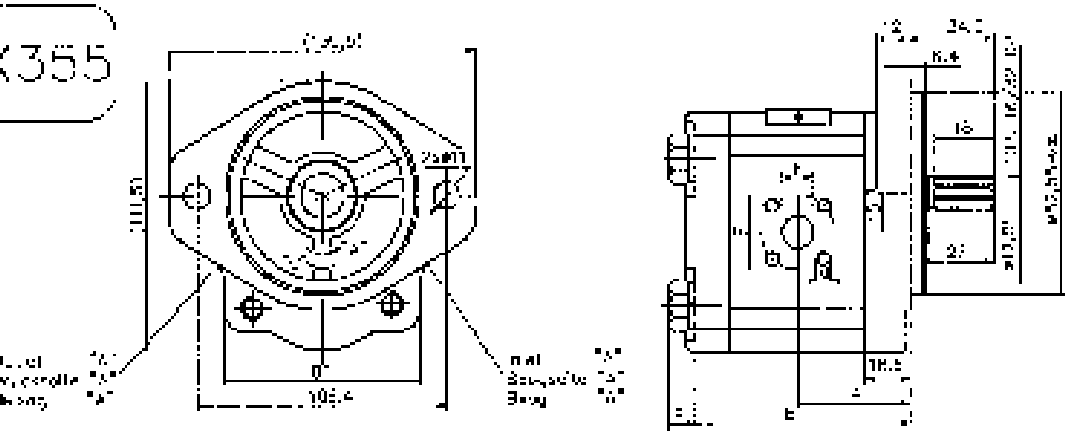

Type / Typ / Тип	Displacement / Foerdervolumen / Рабочий объем	Dimensions / Abmessungen / Размеры												
		A	B	Inlet / Saugseite / Вход					Outlet / Druckseite / Выход					
				E	d	F	M	G	E	d	F	M	G
	cm³	mm		mm					mm				
20A/C4,5X355	4,5	42	75,6	40	M6	15			35	M6	15		
20A/C6,3X355	6,3	43,6	82,6	40	M6	15			35	M6	15		
20A/C8,2X355	8,2	45	85,5	40	M6	20			35	M6	15		
20A/C10X355	10	45,5	88,6	40	M6	20			35	M6	15		
20A/C11,5X355	11,5	47,5	90,7	40	M6	20			35	M6	15		
20A/C12X355	12	48,2	91,7	40	M6	20			35	M6	15		
20A/C14X355	14	49,8	95	40	M6	20			35	M6	15		
20A/C15X355	15	50,5	96,5	40	M6	20			35	M6	15		
20A/C16X355	16	51,6	98,2	40	M6	20			35	M6	15		
20A/C18X355	18	53,5	103,1	40	M6	20			35	M6	15		
20A/C22X355	22	56,6	108,1	40	M6	20			35	M6	15		
20A/C25X355	25	58,8	113	40	M6	20			35	M6	15		

Hydraulic Gear Pumps
Hydraulische Zahnradpumpen
Шестеренные насосы
Gr 30 250 bar

Used symbols:	Bezeichnungen:	Обозначения:
q - displacement;	Foerdervolumen;	рабочий объем
p_{nom} - nominal pressure;	nominal Druck;	номинальное давление
n_{min} - minimal speed;	minimal Geschwindigkeit;	минимальная скорость
n_{nom} - nominal speed;	nominal Geschwindigkeit;	номинальная скорость
n_{max} - maximal speed;	maximal Geschwindigkeit;	максимальная скорость
P_{nom} - power at p_{nom} and n_{nom}	Leistung bei p_{nom} und n_{nom}	мощность при p_{nom} и n_{nom}
P_{max} - power at p_{nom} and n_{max}	Leistung bei p_{nom} und n_{max}	мощность при p_{nom} и n_{max}
volumetric efficiencies;	volumetrischer Wirkungsgrad;	объемный кпд
η_{qmin} - at min. speed;	bei min. Geschwindigkeit;	при мин. скорость
η_{qnom} - at nom. speed;	bei nom. Geschwindigkeit;	при ном. скорость
η_{qmax} - at max. speed;	bei max. Geschwindigkeit;	при макс. скорость
efficiencies;	Wirkungsgrad gesamt;	общий КПД.
η_{min} - at min. speed;	bei min. Geschwindigkeit;	при мин. скорость
η_{nom} - at nom. speed;	bei nom. Geschwindigkeit;	при ном. скорость
η_{max} - at max. speed;	bei max. Geschwindigkeit;	при ном. скорость

q	cm^3	20H	22.5H	25H	28H	32 32H	36 36H	42 42H	46H	50H	55H	60H
p_{nom}	bar	250	250	250	250	250	250	230	230	200	200	180
n_{min}	min^{-1}	650	650	650	650	650	650	650	650	650	650	650
n_{nom}	min^{-1}	1500	1500	1500	1500	1500	1500	1500	1500	1500	1500	1500
n_{max}	min^{-1}	2500	2500	2500	2500	2500	2300	2300	2100	2100	1750	1750
η_{qmin}	%	80	80	82	83	83	83	84	84	85	85	85
η_{min}	%	73	73	74	75	75	76	76	77	78	78	78
η_{qnom}	%	94	94	94	94	94	94	95	95	95	95	95
η_{nom}	%	85	85	86	86	86	86	85	85	85	85	85
η_{qmax}	%	93	93	93	94	94	94	94	94	94	94	94
η_{max}	%	83	83	84	84	84	84	84	83	83	83	83
P_{nom}	kW	13.5	15.3	16.8	18.8	22.5	25	27.5	30	28	33	36
P_{max}	kW	23	26	28	31.5	36	38	41.5	41	44.5	38	37.5

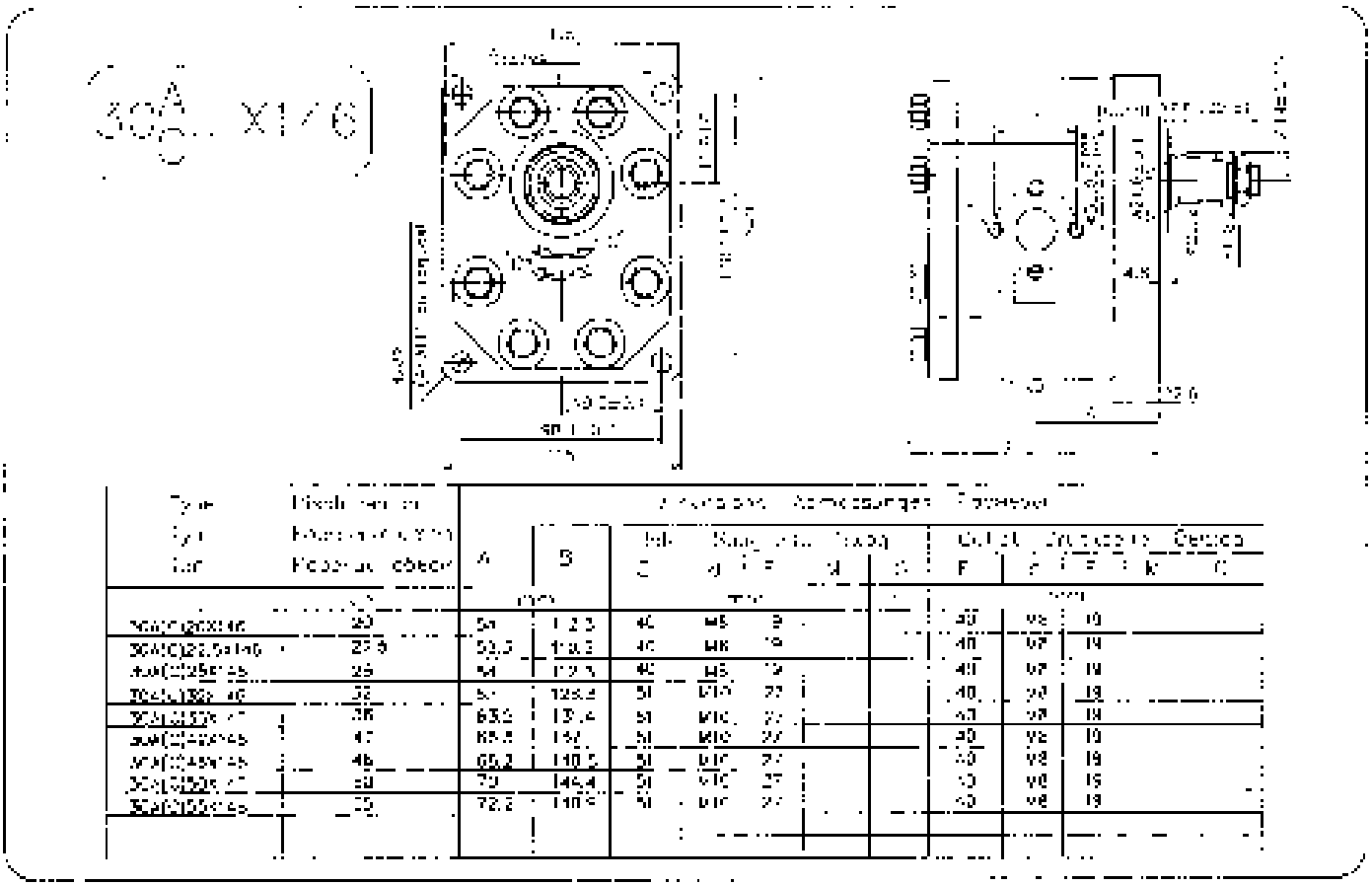

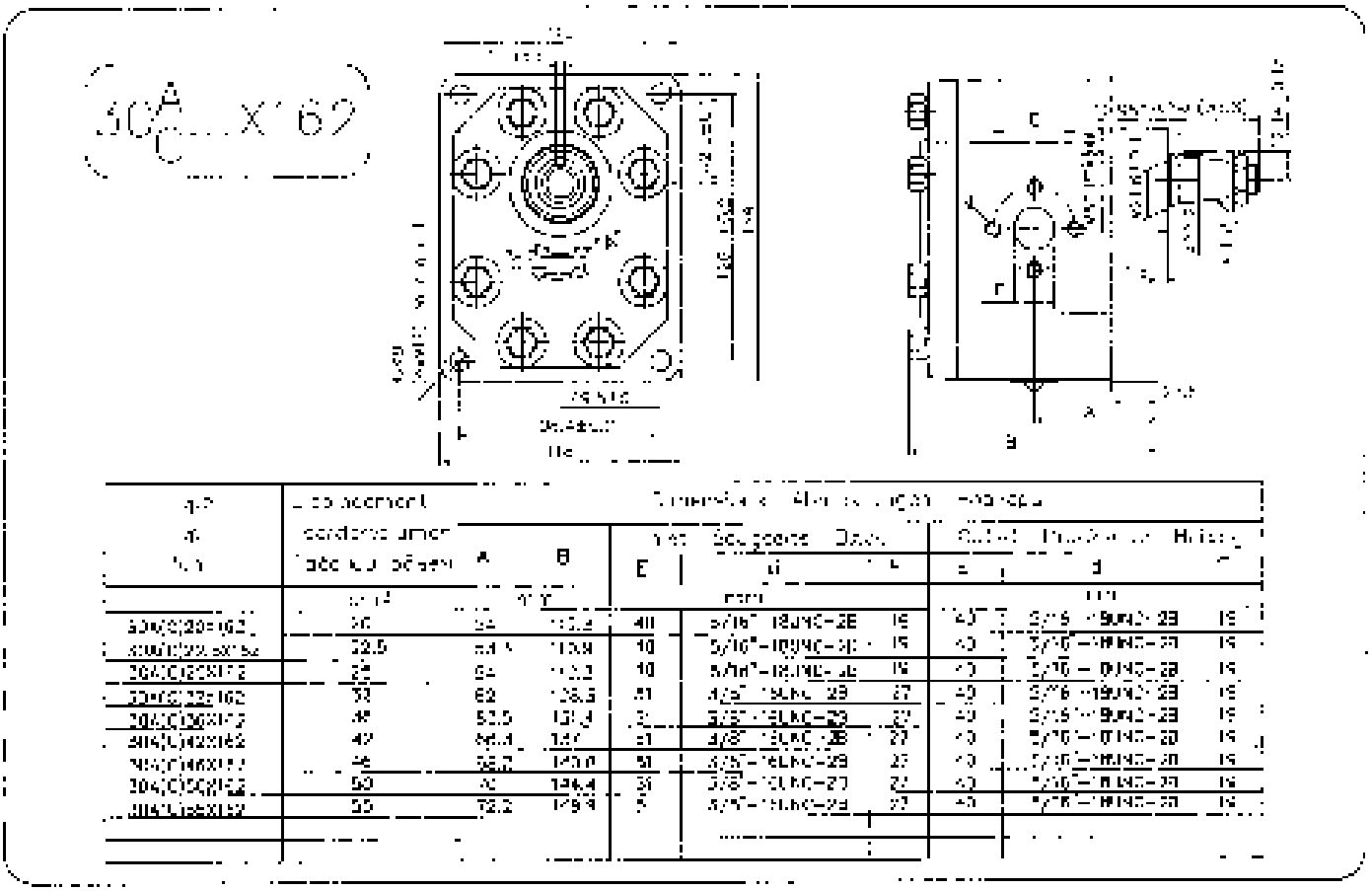

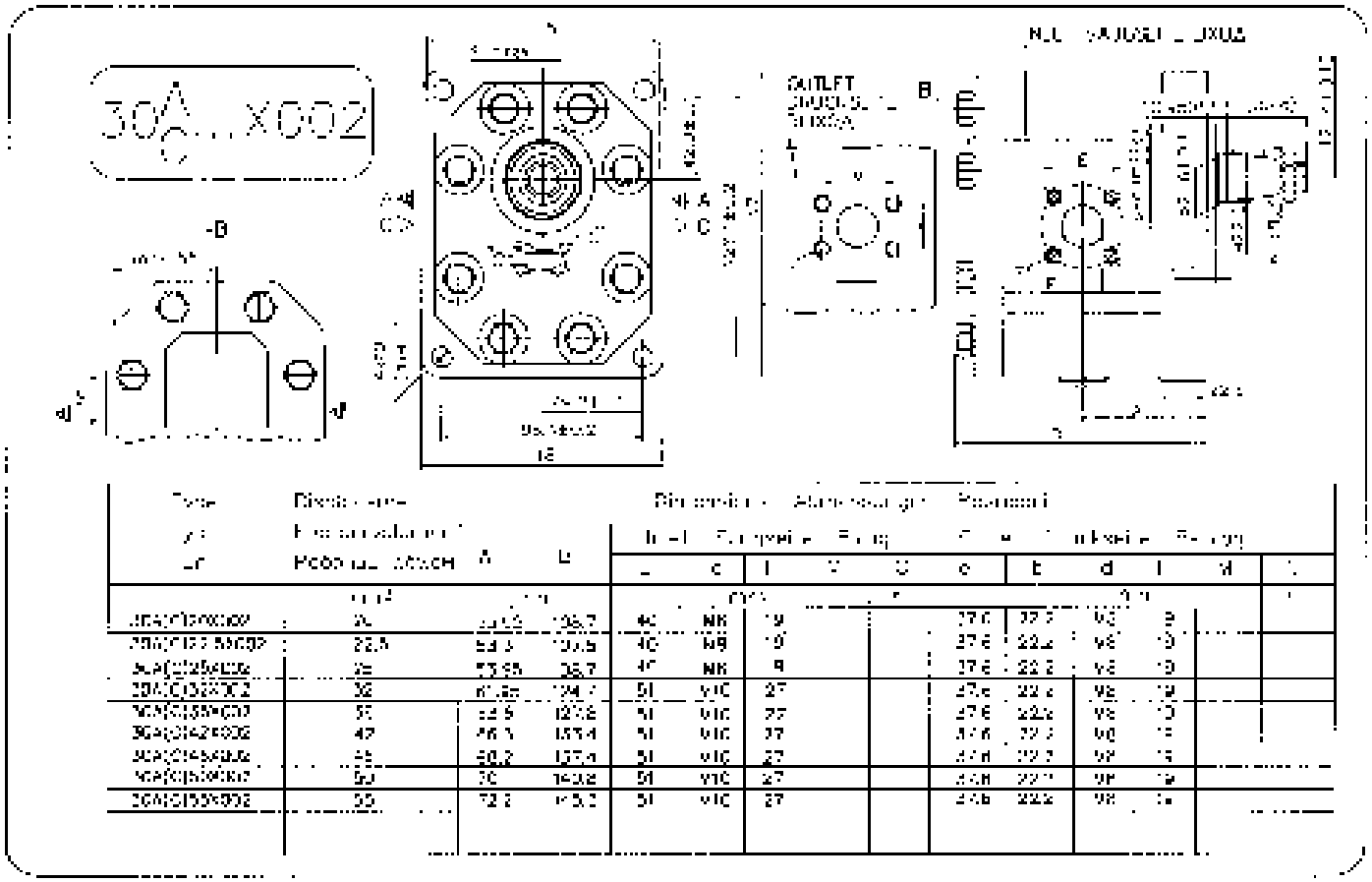
30A...X002
OUTLET
INLET

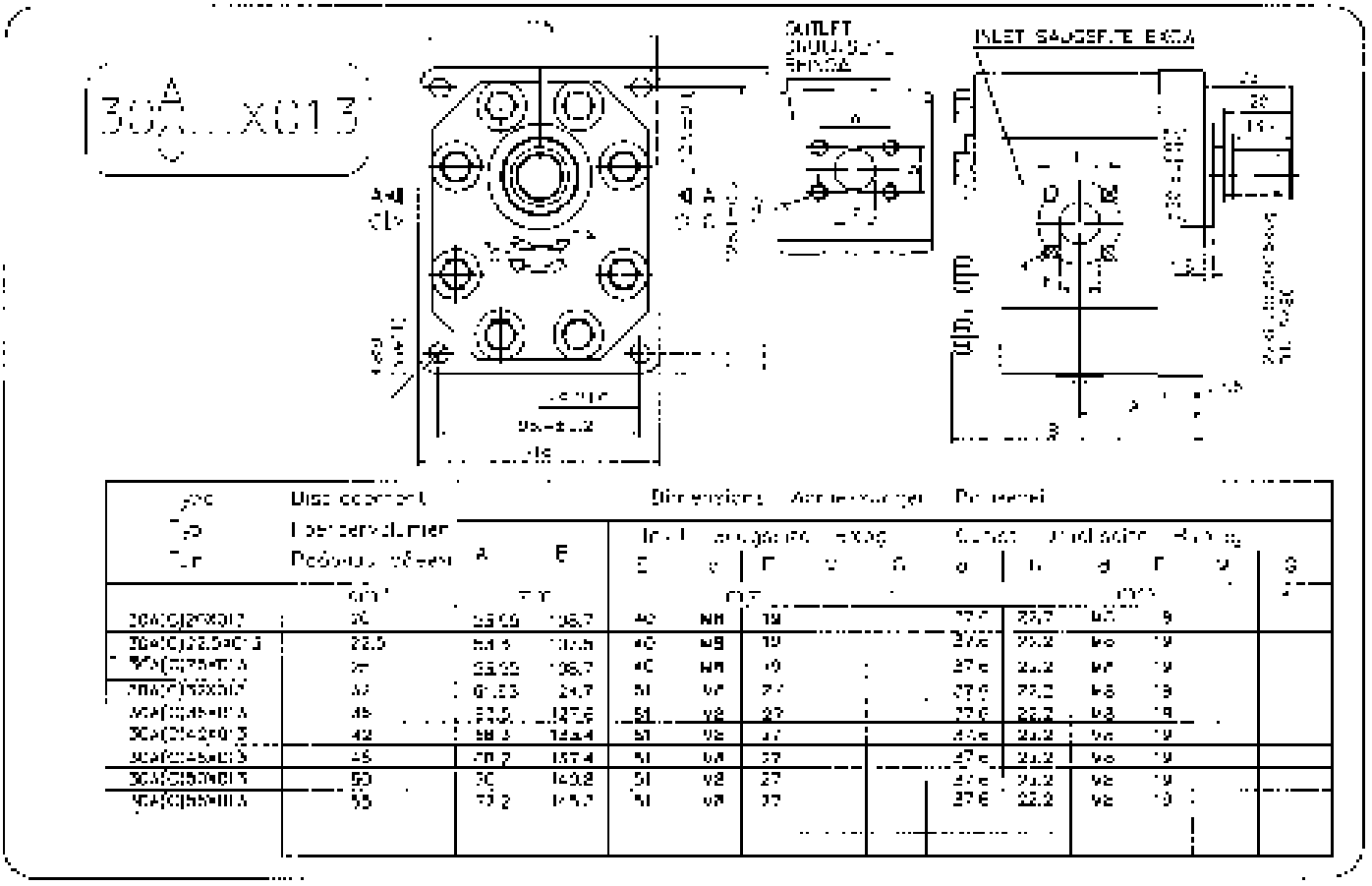
30A...X013
OUTLET
INLET

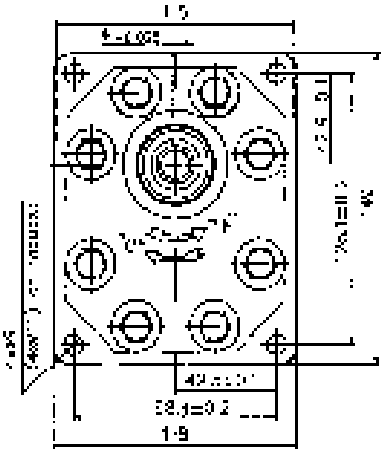

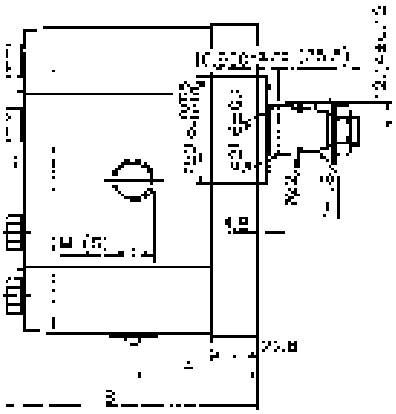

Type / Typ / Typ	Displacement / Fördervolumen / Рабочий объем	Dimensions / Anschlussmaßen / Размеры		Inlet / Saugseite / Вход					Outlet / Druckseite / Выход			
		A	B	F	d	F	W	G	F	c	M	G
	cm³	mm		mm					mm			
30A(C)20X163	20	54	112,3				M27x1,5	G3/4			M27x1,5	G3/4
30A(C)22,5X163	22,5	53,3	110,8				M27x1,5	G3/4			M27x1,5	G3/4
30A(C)25X163	25	54	112,3				M27x1,5	G3/4			M27x1,5	G3/4
30A(C)32X163	32	62	128,3				M33x1,5	G1			M27x1,5	G3/4
30A(C)35X163	35	63,5	131,4				M33x1,5	G1			M27x1,5	G3/4
30A(C)42X163	42	66,3	137				M33x1,5	G1			M27x1,5	G3/4
30A(C)46X163	46	68,2	140,8				M33x1,5	G1			M27x1,5	G3/4
30A(C)50X163	50	70	144,4				M33x1,5	G1			M27x1,5	G3/4
30A(C)55X163	55	72,2	148,9				M33x1,5	G1			M27x1,5	G3/4

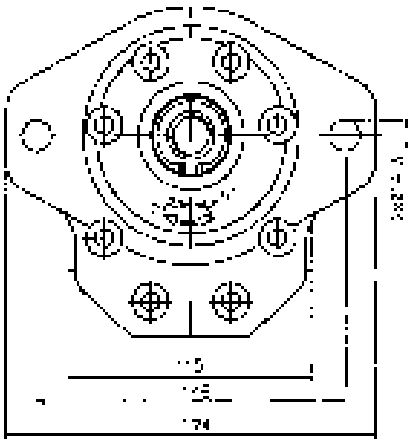

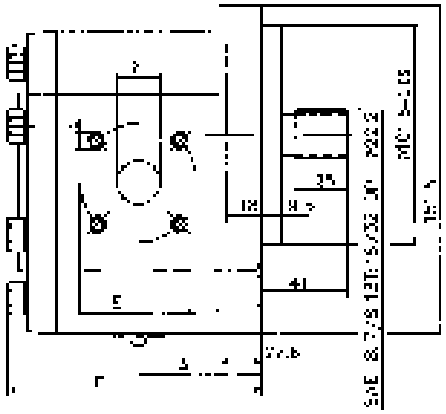

Type / Typ / Typ	Displacement / Fördervolumen / Рабочий объем	Dimensions / Anschlussmaßen / Размеры		Inlet / Saugseite / Вход					Outlet / Druckseite / Выход			
		A	B	F	d	-	M	G	E	c	F	N	G
	cm³	mm		mm					mm			
30A(C)20X169	20	54	112,3	40	M8	19			40	M8	19	
30A(C)22,5X169	22,5	53,3	110,8	40	M8	19			40	M8	19	
30A(C)25X169	25	54	112,3	40	M8	19			40	M8	19	
30A(C)32X169	32	62	128,3	35	M8	27			35	M8	19	
30A(C)35X169	35	63,5	131,4	35	M8	27			35	M8	19	
30A(C)42X169	42	66,3	137	35	M8	27			35	M8	19	
30A(C)46X169	46	68,2	140,8	35	M8	27			35	M8	19	
30A(C)50X169	50	70	144,4	35	M8	27			35	M8	19	
30A(C)55X169	55	72,2	148,9	35	M8	27			35	M8	19	

30A/C...X236

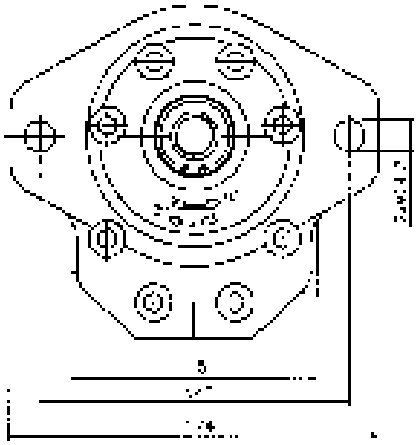

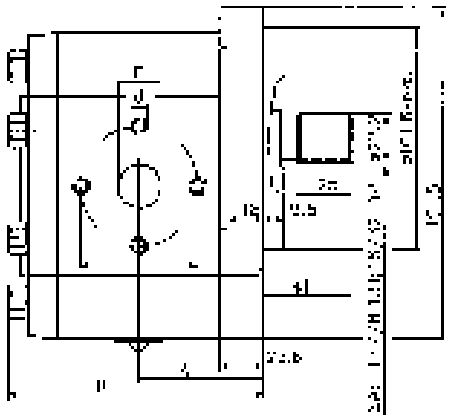

Type / Typ / Tipo	Displacement / Fördervolumen / Производительность	Dimensions / Abmessungen / Размеры												
		A	B	Inlet / Saugseite / Вход					Outlet / Druckseite / Выход					
				F	d	F	W	G	F	d	F	W	G	
	cm³	mm		mm					mm					
30A(C)20X236	20	54	112.3	40	M8	19			40	M8	19			
30A(C)22.5X236	22.5	53.5	116.9	40	M8	19			40	M8	19			
30A(C)25X236	25	54	122.3	40	M8	19			40	M8	19			
30A(C)32X236	32	62	128.4	51	M10	27			40	M8	19			
30A(C)36X236	36	63.5	131.4	51	M10	27			40	M8	19			
30A(C)42X236	42	66.3	137	51	M10	27			40	M8	19			
30A(C)48X236	48	68.2	140.8	51	M10	27			40	M8	19			
30A(C)50X236	50	70	144.4	51	M10	27			40	M8	19			
30A(C)55X236	55	72.2	149.9	51	M10	27			40	M8	19			

30A/C...X237

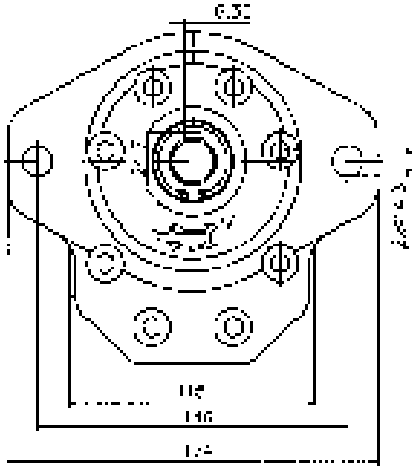

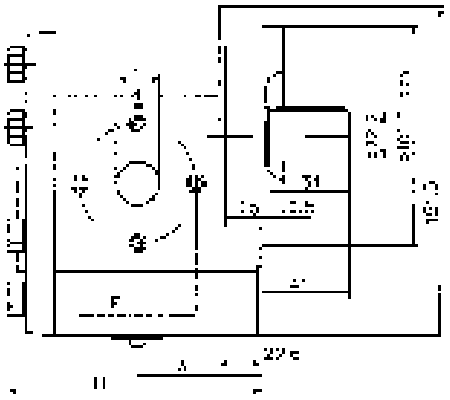

Type / Typ / Tipo	Displacement / Fördervolumen / Производительность	Dimensions / Abmessungen / Размеры												
		A	D	Inlet / Saugseite / Вход					Outlet / Druckseite / Выход					
				E	d	F	W	G	E	d	F	M	G	
	cm³	mm		mm					mm					
30A(C)20X237	20	54	112.3	40	M8	19			40	M8	19			
30A(C)22.5X237	22.5	53.5	116.9	40	M8	19			40	M8	19			
30A(C)25X237	25	54	122.3	40	M8	19			40	M8	19			
30A(C)32X237	32	62	128.2	51	M10	27			40	M8	19			
30A(C)36X237	36	63.5	131.4	51	M10	27			40	M8	19			
30A(C)42X237	42	66.3	137	51	M10	27			40	M8	19			
30A(C)48X237	48	68.2	140.8	51	M10	27			40	M8	19			
30A(C)50X237	50	70	144.4	51	M10	27			40	M8	19			
30A(C)55X237	55	72.2	149.9	51	M10	27			40	M8	19			

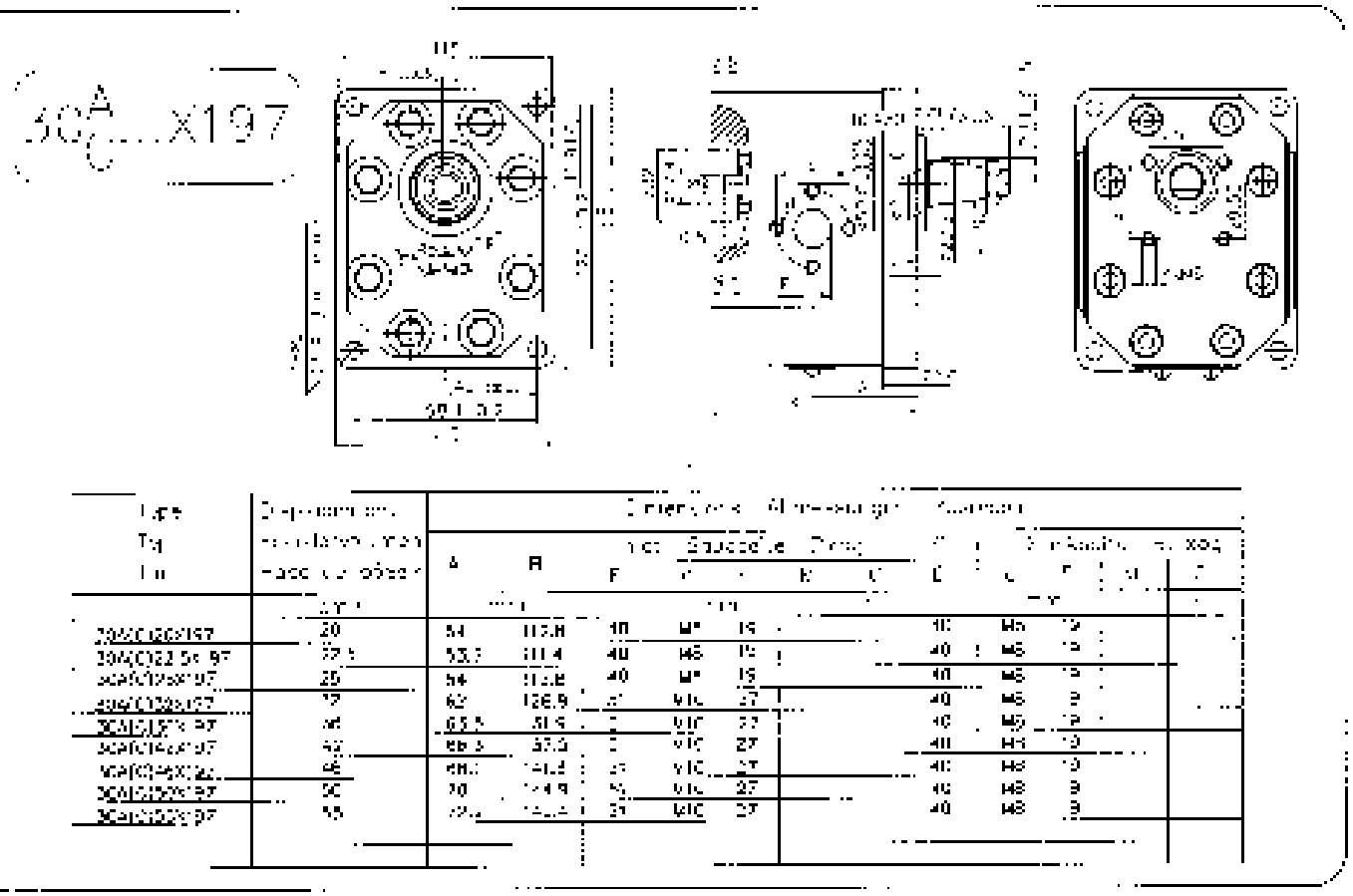
30A...x197

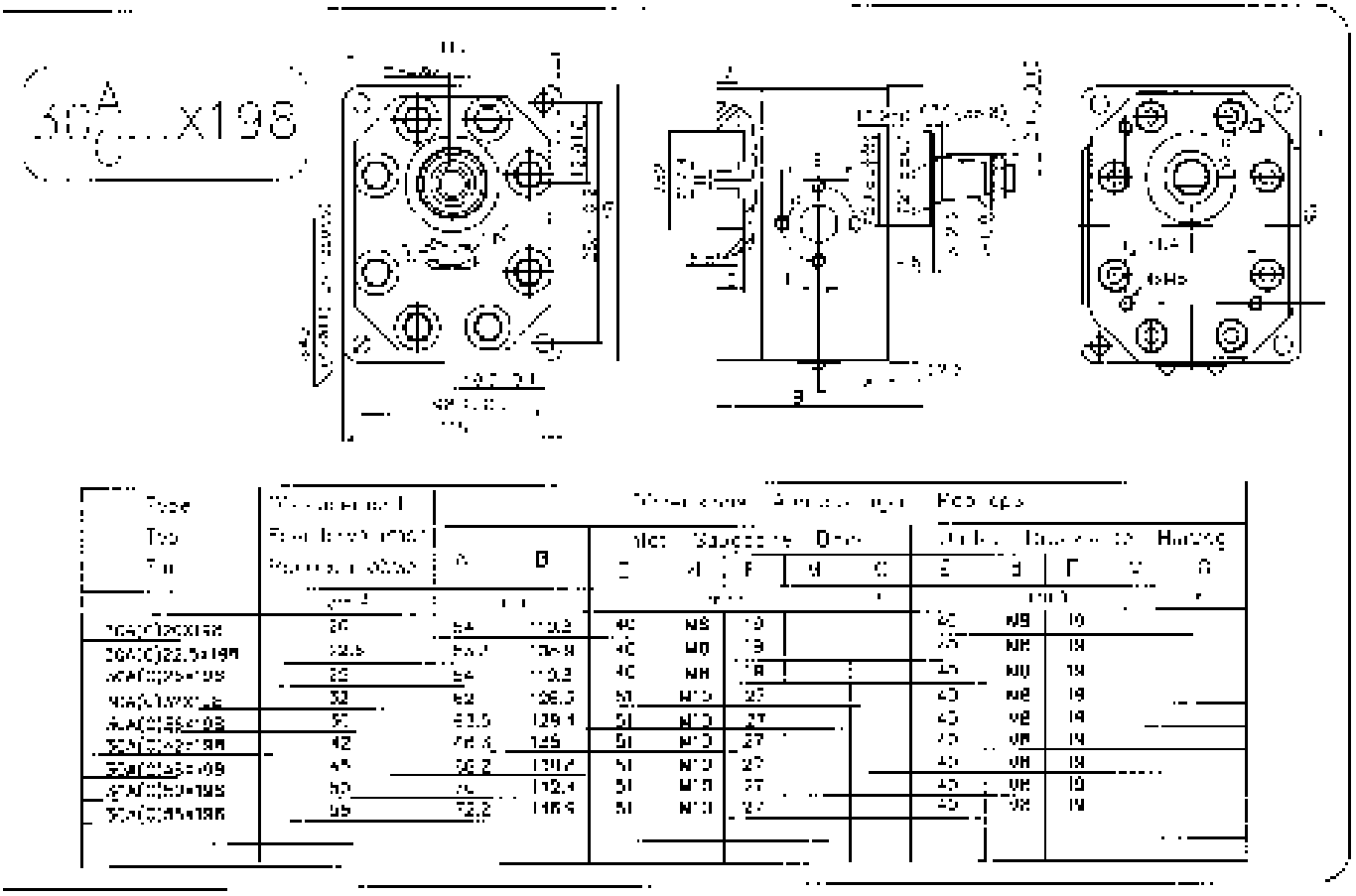
30A...x198

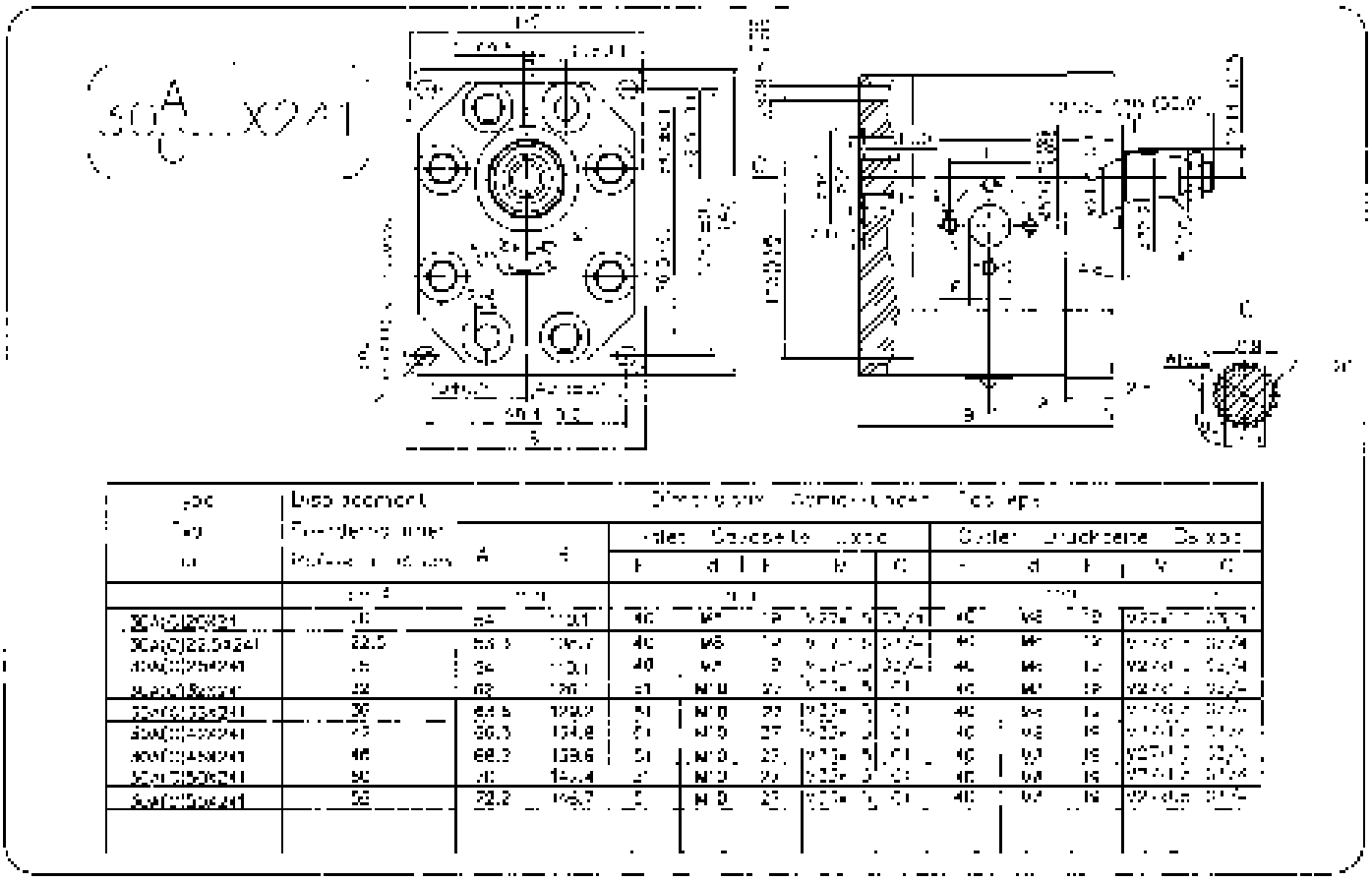

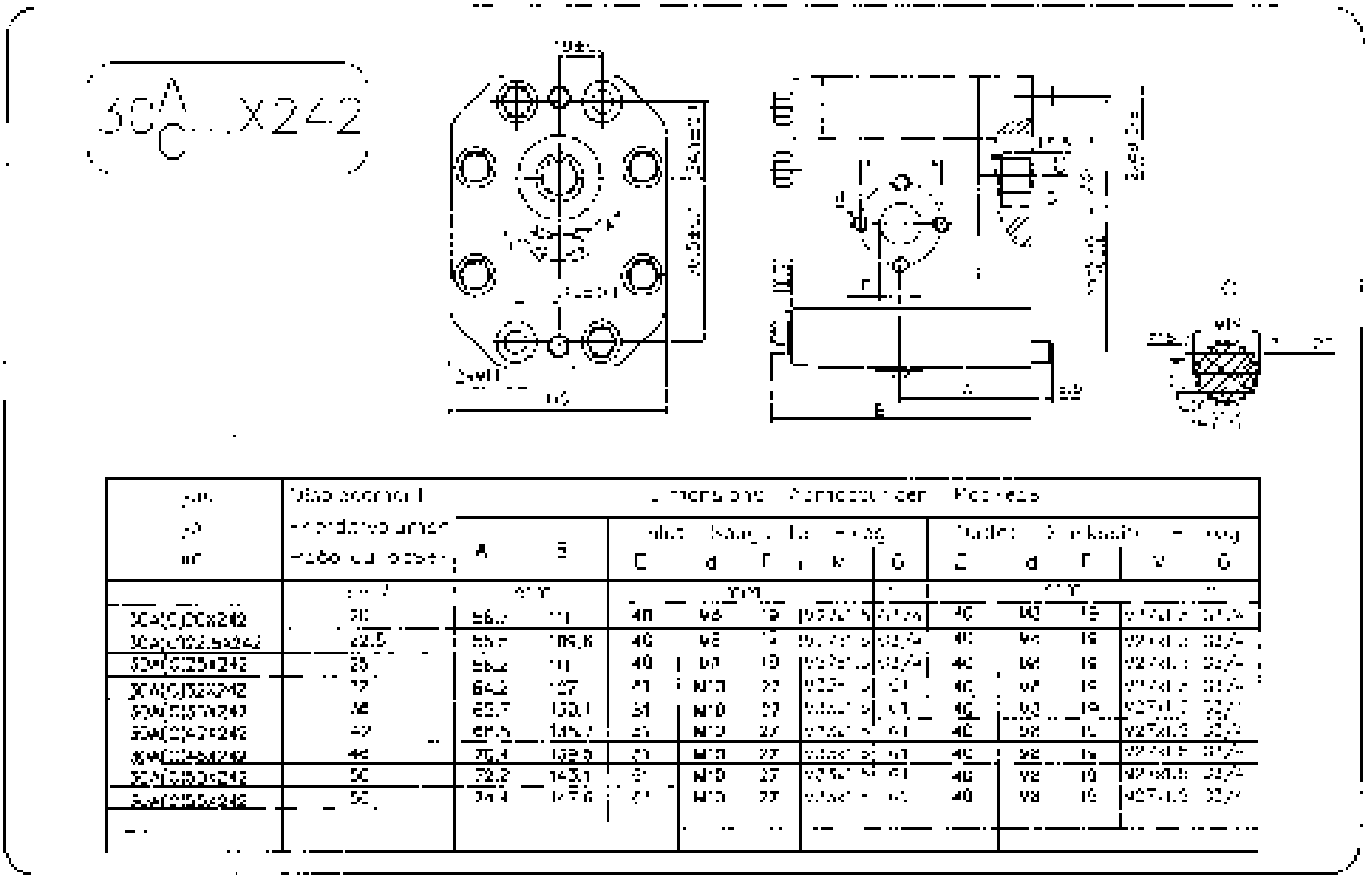

30 A/C ...X245

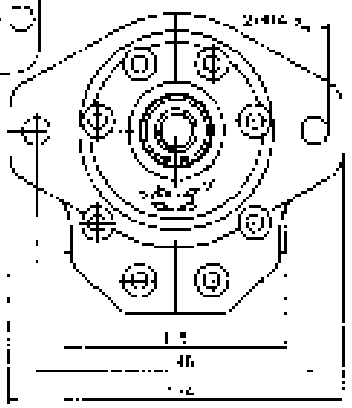

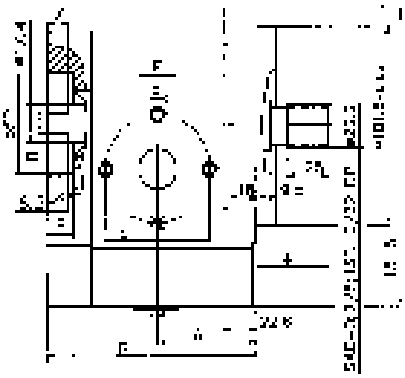

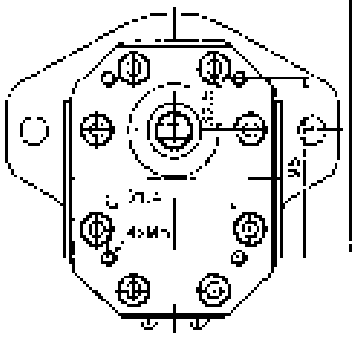

Type / Typ / Tipo	Displacement / Fördervolumen / Portata	Dimensions / Abmessungen / Dimensioni		Inlet / Saugseite / Ingresso					Outlet / Druckseite / Uscita				
		A	B	E	d	F	M	G	E	d	F	M	G
	cm³	mm		mm					mm				
30A(C)20X245	20	44	110.2	40	M8	19			40	M8	19		
30A(C)22.5X245	22.5	49.5	119.8	40	M8	19			40	M8	19		
30A(C)25X245	25	54	129.3	40	M8	19			40	M8	19		
30A(C)32X245	32	62	25.3	51	M10	27			40	M8	19		
30A(C)36X245	36	67.5	128.4	51	M10	27			40	M8	19		
30A(C)42X245	42	56.5	135	51	M10	27			40	M8	19		
30A(C)46X245	46	58.2	139.8	51	M10	27			40	M8	19		
30A(C)50X245	50	70	142.4	51	M10	27			40	M8	19		
30A(C)55X245	55	72.2	146.9	51	M10	27			40	M8	19		

30 A/C ...X276

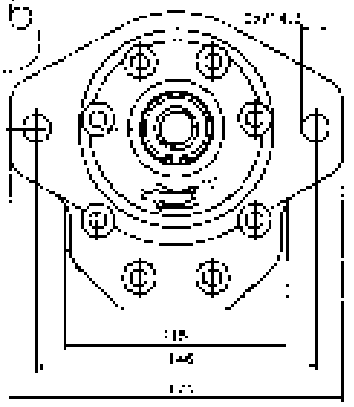

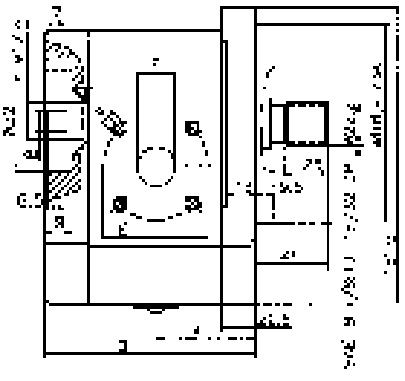

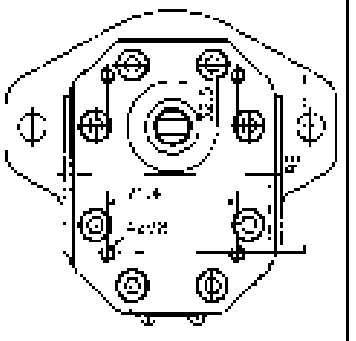

Type / Typ / Tipo	Displacement / Fördervolumen / Portata	Dimensions / Abmessungen / Dimensioni		Inlet / Saugseite / Ingresso					Outlet / Druckseite / Uscita				
		A	B	E	d	F	M	G	E	d	F	M	G
	cm³	mm		mm					mm				
30A(C)20X276	20	54	110.3	40	M8	19			40	M8	19		
30A(C)22.5X276	22.5	59.4	119.8	40	M8	19			40	M8	19		
30A(C)25X276	25	54	110.3	40	M8	19			40	M8	19		
30A(C)32X276	32	62	120.7	55	M8	27			55	M8	19		
30A(C)36X276	36	67.5	129.4	55	M8	27			55	M8	19		
30A(C)42X276	42	65.2	135	55	M8	27			55	M8	19		
30A(C)46X276	46	69.2	139.8	55	M8	27			55	M8	19		
30A(C)50X276	50	70	142.4	55	M8	27			55	M8	19		
30A(C)55X276	55	72.2	146.9	55	M8	27			55	M8	19		

30A...X300

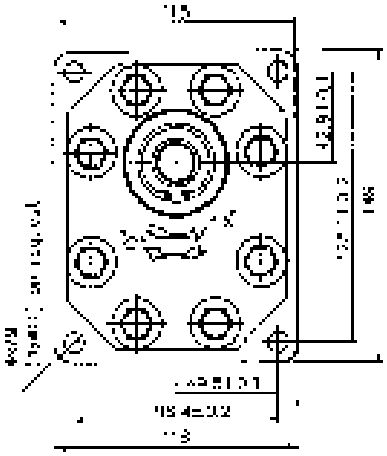

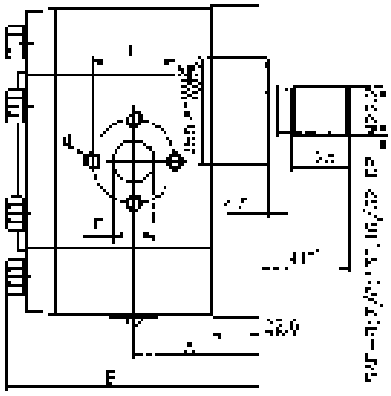

Type / Typ / Tipo	Displacement / Fördervolumen / Portata	Dimensions / Abmessungen / Размеры										
		A	B	Inlet / Saugseite / Всас				Outlet / Druckseite / Нагнет				
				E	C	F	M	G	E	L	F	M	G
	cm³	mm		mm					mm				
30A(C)20X300	27	54	112.3	40	92	19			40	65	15		
30A(C)22.5X300	22.5	52.5	110.9	40	90	19			40	65	15		
30A(C)25X300	25	54	112.3	40	92	19			40	65	15		
30A(C)32X300	32	53	128.5	51	110	27			40	65	15		
30A(C)36X300	36	63.5	131.4	51	110	27			40	65	15		
30A(C)45X300	42	60.5	137	51	110	27			40	65	15		
30A(C)47X300	46	69.2	140.0	51	110	27			40	65	15		
30A(C)50X300	50	70	144.4	51	110	27			40	65	15		
30A(C)55X300	56	72.2	146.9	51	110	27			40	65	15		

30C...X274

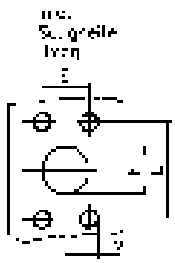

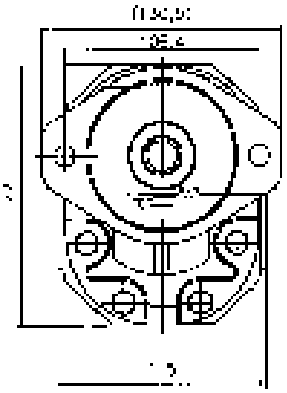

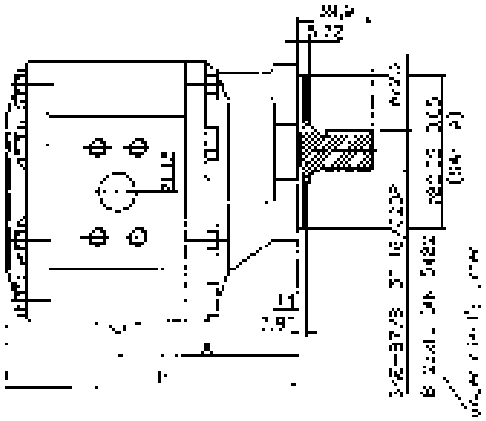

Type / Typ / Tipo	Displacement / Fördervolumen / Portata	Dimensions / Abmessungen / Размеры										
		A	B	Suction / Saugseite / Всас				Outlet / Druckseite / Нагнет				
				E	L	F	M	C	E	L	F	M	G
	cm³	mm		mm					mm				
30C20X274	27	101	153.8	52.4	28.4	Ø27			52.4	26.2	Ø18		
30C25X274	35	111.7	164.4	25.6	50.8	Ø32			52.4	26.2	Ø22		

30A...X323...

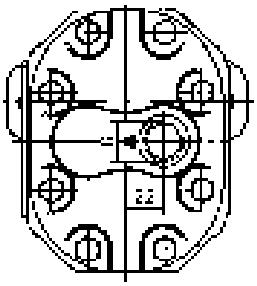

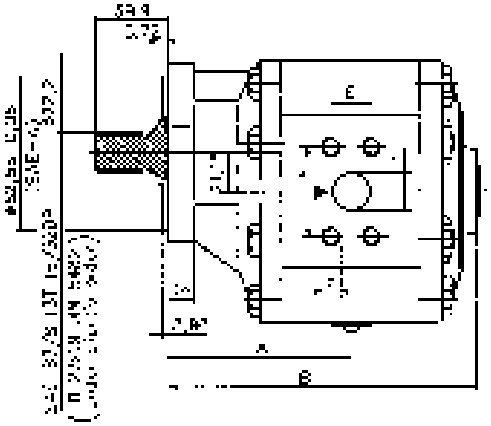

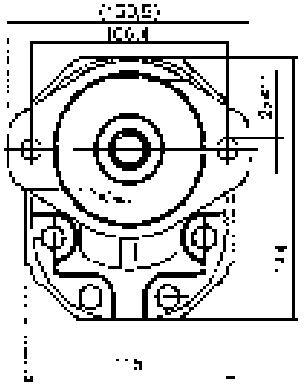

SAE J475 (ISO 8/25)
for outlet port

Type / Typ / Тип	Displacement / Fördervolumen / Рабочий объем	Dimensions / Abmessungen / Размеры A	B	Inlet / Saugseite / Вход E	L	F	M	O	Outlet / Druckseite / Выход E	L	F	G
	cm³	mm		mm				"	mm			
30A32X323	32	101	160.3	52.4	25.2	ø27						1/16" 12 UNF
30A32X323H	32	105.5	179.3	52.4	25.2	ø27						1/16" 12 UNF
30A55X323H	55	115.7	198.5	55.6	69.8	ø32						1/16" 12 UNF

30C...X323...

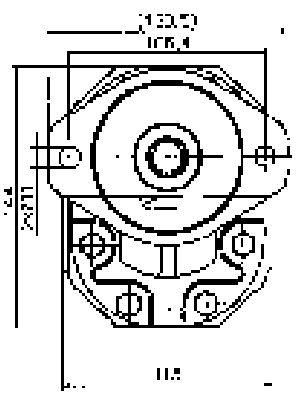

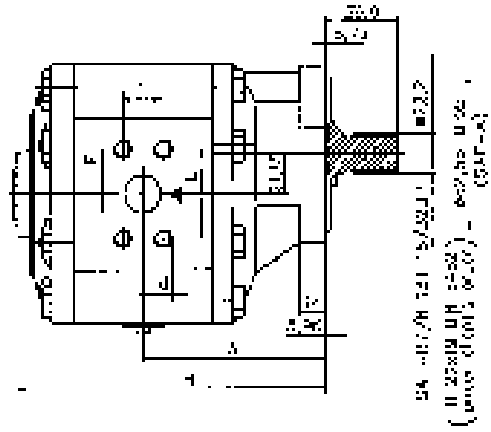

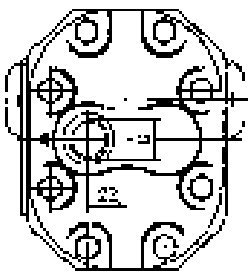

SAE J475 (ISO 8/25)
for outlet port

Type / Typ / Тип	Displacement / Fördervolumen / Рабочий объем	Dimensions / Abmessungen / Размеры A	B	Inlet / Saugseite / Вход E	L	F	M	O	Outlet / Druckseite / Выход E	L	F	G
	cm³	mm		mm				"	mm			
30C32X323	32	101	160.3	52.4	25.2	ø27						1 1/16" 12 UNF
30C32X323H	32	105.5	179.3	52.4	25.2	ø27						1 1/16" 12 UNF
30C55X323H	55	115.7	198.5	55.6	69.8	ø32						1 1/16" 12 UNF

Hydraulic Gear Pumps
Hydraulische Zahnradpumpen
Шестеренные насосы

Gr. 30 250 Bar

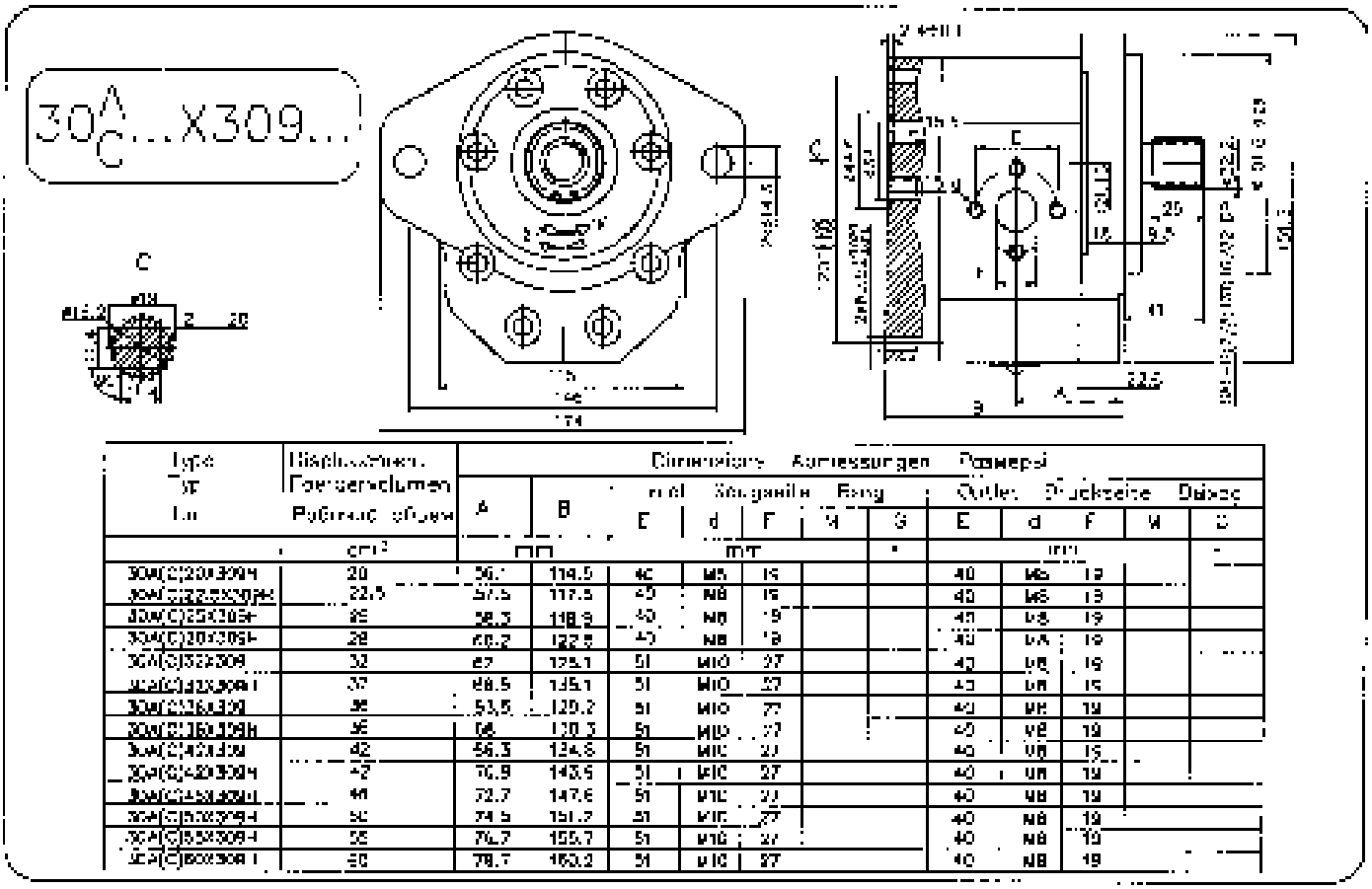

Type Typ Тип	Displacement Fördervolumen Рабочий объем	Dimensions Abmessungen Размеры											
		A	B	Inlet Saugseite Вход					Outlet Druckseite Выход				
				E	d	F	W	G	E	d	F	W	G
	cm³	mm		mm					mm				
30A(C)20X309H	20	56.7	114.5	40	M8	19			40	M8	19		
30A(C)22,5X309H	22.5	57.6	117.5	40	M8	19			40	M8	19		
30A(C)25X309H	25	58.3	118.9	40	M8	19			40	M8	19		
30A(C)28X309H	28	60.2	122.5	40	M8	19			40	M8	19		
30A(C)32X309	32	62	125.1	51	M10	27			40	M8	19		
30A(C)32X309H	32	66.5	135.1	51	M10	27			40	M8	19		
30A(C)36X309	36	63.5	129.2	51	M10	27			40	M8	19		
30A(C)36X309H	36	66	130.3	51	M10	27			40	M8	19		
30A(C)40X309	40	66.3	134.8	51	M10	27			40	M8	19		
30A(C)40X309H	40	70.9	143.9	51	M10	27			40	M8	19		
30A(C)45X309H	45	72.7	147.6	51	M10	27			40	M8	19		
30A(C)50X309H	50	74.5	151.2	51	M10	27			40	M8	19		
30A(C)55X309H	55	76.7	155.7	51	M10	27			40	M8	19		
30A(C)60X309H	60	78.7	160.2	51	M10	27			40	M8	19		

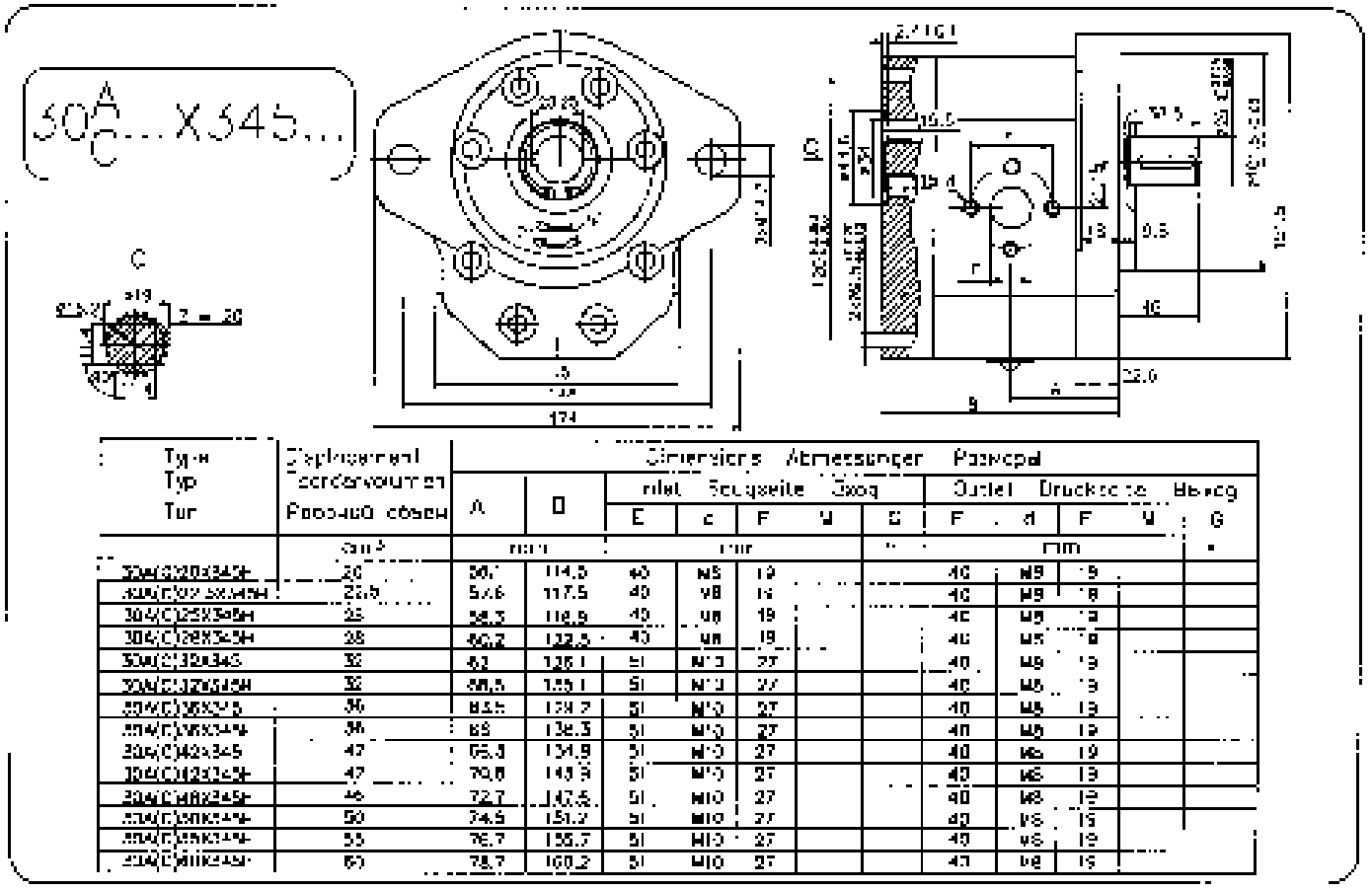

Type Typ Тип	Displacement Fördervolumen Рабочий объем	Dimensions Abmessungen Размеры											
		A	B	Inlet Saugseite Вход					Outlet Druckseite Выход				
				E	d	F	W	G	E	d	F	W	G
	cm³	mm		mm					mm				
30A(C)20X345H	20	56.7	114.5	40	M8	19			40	M8	19		
30A(C)22,5X345H	22.5	57.6	117.5	40	M8	19			40	M8	19		
30A(C)25X345H	25	58.3	118.9	40	M8	19			40	M8	19		
30A(C)28X345H	28	60.2	122.5	40	M8	19			40	M8	19		
30A(C)32X345	32	62	125.1	51	M10	27			40	M8	19		
30A(C)32X345H	32	66.5	135.1	51	M10	27			40	M8	19		
30A(C)36X345	36	63.5	129.2	51	M10	27			40	M8	19		
30A(C)36X345H	36	66	130.3	51	M10	27			40	M8	19		
30A(C)40X345	40	66.3	134.8	51	M10	27			40	M8	19		
30A(C)40X345H	40	70.9	143.9	51	M10	27			40	M8	19		
30A(C)45X345H	45	72.7	147.6	51	M10	27			40	M8	19		
30A(C)50X345H	50	74.5	151.2	51	M10	27			40	M8	19		
30A(C)55X345H	55	76.7	155.7	51	M10	27			40	M8	19		
30A(C)60X345H	60	78.7	160.2	51	M10	27			40	M8	19		

30A/C...X353...

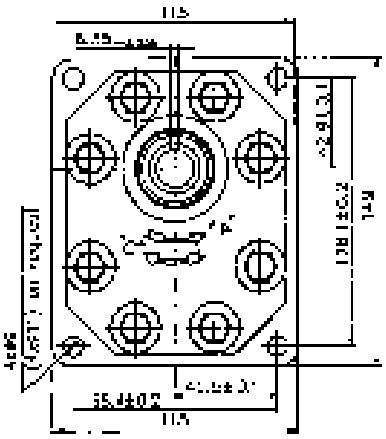

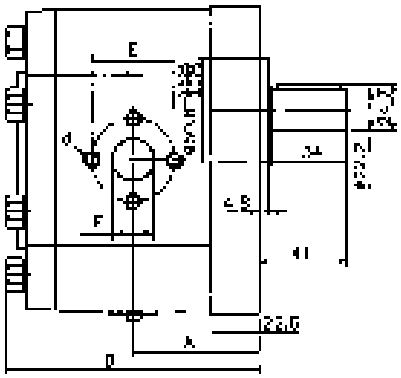

Type / Typ / Tип	Displacement / Foerdervolumen / Рабочий объем	Dimensions / Abmessungen / Размеры													
		A	B	Inlet / Saugseite / Вход					Outlet / Druckseite / Выход					
				E	d	F	M	G	E	d	F	M	G
	cm³	mm		mm				°	mm				°
30A/C020X353	20	56.1	116.7	40	M8	19			40	M8	19		
30A/C022.5X353	22.5	57.6	119.7	40	M8	19			40	M8	19		
30A/C025X353	25	58.3	121.1	40	M8	19			40	M8	19		
30A/C028X353	28	60.2	124.7	40	M8	19			40	M8	19		
30A/C032X353	32	62	128.3	51	M10	27			40	M8	19		
30A/C032X353	32	60.5	131.3	51	M10	27			40	M8	19		
30A/C036X353	36	63.5	131.4	51	M10	27			40	M8	19		
30A/C040X353	40	65	140.5	51	M10	27			40	M8	19		
30A/C040X353	40	66.3	137	51	M10	27			40	M8	19		
30A/C045X353	45	70.8	146.1	51	M10	27			40	M8	19		
30A/C045X353	45	72.7	149.8	51	M10	27			40	M8	19		
30A/C050X353	50	74.5	153.4	51	M10	27			40	M8	19		
30A/C055X353	55	76.7	157.9	51	M10	27			40	M8	19		
30A/C060X353	60	78.7	162.4	51	M10	27			40	M8	19		

30A/C...X325...

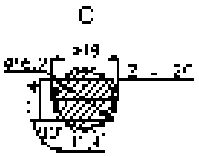

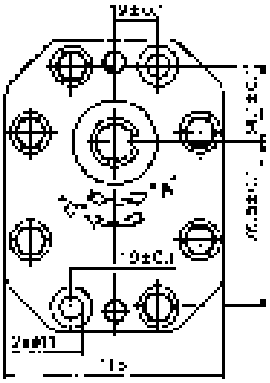

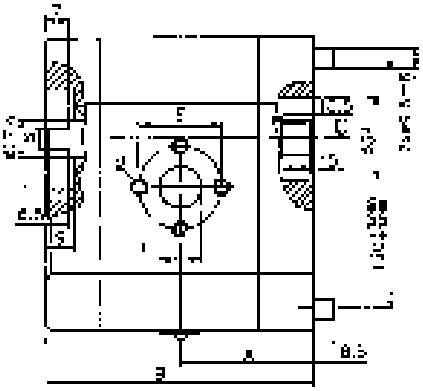

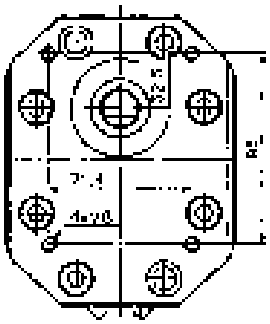

Type / Typ / Tип	Displacement / Foerdervolumen / Рабочий объем	Dimensions / Abmessungen / Размеры													
		A	B	Inlet / Saugseite / Вход					Outlet / Druckseite / Выход					
				E	d	F	M	G	E	d	F	M	G
	cm³	mm		mm				°	mm				°
30A/C020X325	20	58.4	116.9	40	M8	19			40	M8	19		
30A/C022.5X325	22.5	59.8	119.6	40	M8	19			40	M8	19		
30A/C025X325	25	60.6	121.3	40	M8	19			40	M8	19		
30A/C028X325	28	62.4	124.8	40	M8	19			40	M8	19		
30A/C032X325	32	64.2	128.5	51	M10	27			40	M8	19		
30A/C032X325	32	62.7	137.5	51	M10	27			40	M8	19		
30A/C036X325	36	65.7	131.6	51	M10	27			40	M8	19		
30A/C040X325	40	70.3	140.6	51	M10	27			40	M8	19		
30A/C040X325	40	68.5	137.2	51	M10	27			40	M8	19		
30A/C045X325	45	73	146.2	51	M10	27			40	M8	19		
30A/C045X325	45	74.9	150	51	M10	27			40	M8	19		
30A/C050X325	50	76.7	153.6	51	M10	27			40	M8	19		
30A/C055X325	55	79	158.1	51	M10	27			40	M8	19		
30A/C060X325	60	81.2	162.6	51	M10	27			40	M8	19		

30 A/C ... X376

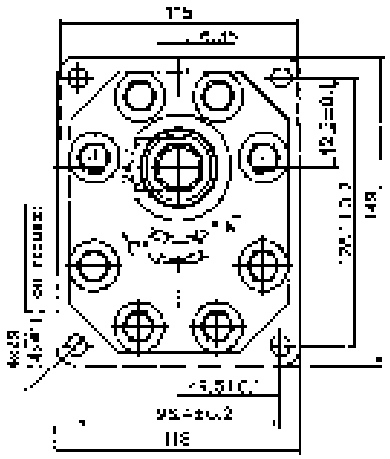

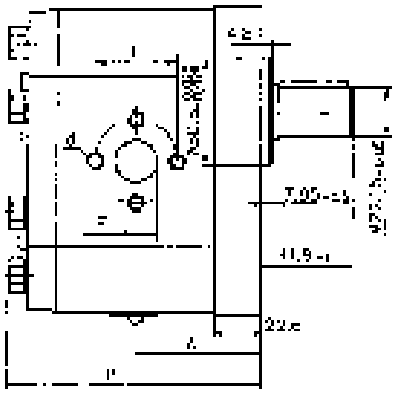

Type Typ Typ	Displacement Fördervolumen Подача	n_{max}	P_{max}	Dimensions Abmessungen Размеры A	B	Saugseite E	d	F	Druckseite E	d	F
	cm³	min⁻¹	bar	mm		mm			mm		
30A(C)12X376H	12	2500	25	66.5	132.3	ø48.12	5/16"-18UNC-2B	ø28	ø45.12	5/16"-18UNC-2B	ø20
30A(C)16X376H	16	2500	25	68	140.5	ø48.12	5/16"-18UNC-2B	ø28	ø45.12	5/16"-18UNC-2B	ø20
30A(C)20X376H	20	2500	25	70.6	146.1	ø48.12	5/16"-18UNC-2B	ø28	ø45.12	5/16"-18UNC-2B	ø20
30A(C)25X376H	25	2500	25	72.7	148.8	ø48.12	5/16"-18UNC-2B	ø28	ø45.12	5/16"-18UNC-2B	ø20
30A(C)30X376H	30	2500	25	74.5	152.4	ø48.12	5/16"-18UNC-2B	ø28	ø45.12	5/16"-18UNC-2B	ø20
30A(C)35X376H	35	2500	25	76.5	157.9	ø48.12	5/16"-18UNC-2B	ø28	ø45.12	5/16"-18UNC-2B	ø20

30 A/C ... X379...

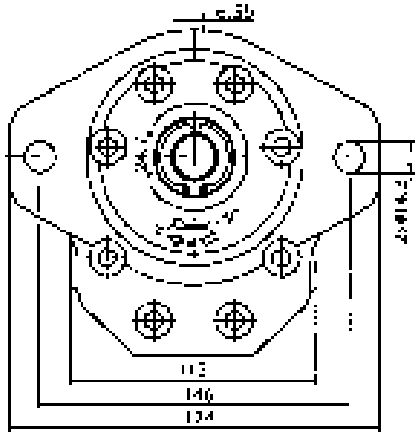

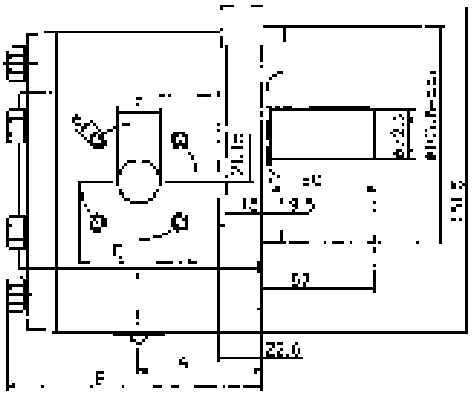

Type Typ Тип	Displacement Fördervolumen Подача	Dimensions Abmessungen Размеры A	B	Saugseite E	d	F	M	G	Druckseite E	G	F	M	G
	cm³	mm		mm					mm				
30A(C)10X379H	10	58.1	116.7	40	M8	18			40	M8	18		
30A(C)12.5X379H	12.5	57.6	115.7	40	M8	18			40	M8	18		
30A(C)16X379H	16	59.3	121.1	40	M8	18			40	M8	18		
30A(C)20X379H	20	60.2	124.7	40	M8	18			40	M8	18		
30A(C)25X379H	25	62	130.3	55	M8	27			55	M8	18		
30A(C)32X379H	32	66.5	137.5	55	M8	27			55	M8	18		
30A(C)36X379H	36	63.5	131.4	55	M8	27			55	M8	18		
30A(C)40X379H	40	68	140.5	55	M8	27			55	M8	18		
30A(C)45X379H	45	69.4	137	55	M8	27			55	M8	18		
30A(C)50X379H	50	70.8	146.1	55	M8	27			55	M8	18		
30A(C)56X379H	56	72.7	148.8	55	M8	27			55	M8	18		
30A(C)63X379H	63	74.5	152.4	55	M8	27			55	M8	18		
30A(C)71X379H	71	76.7	157.9	55	M8	27			55	M8	18		
30A(C)80X379H	80	79.7	162.4	55	M8	27			55	M8	18		

30A/C...X338...

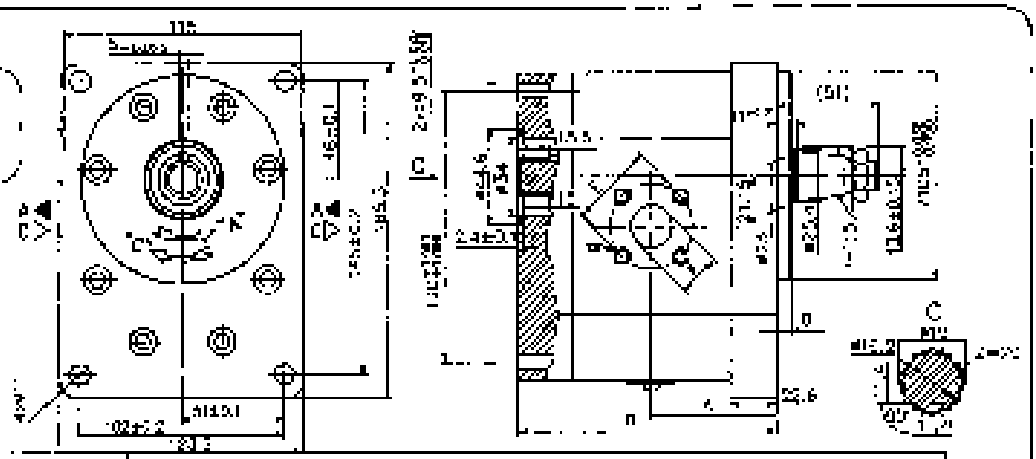

Type / Typ / Тип	Displacement / Foerdervolumen / Рабочий объем	Dimensions / Abmessungen / Размеры		Inlet / Saugseite / Вход					Outlet / Druckseite / Выход				
		A	B	E	d	F	M	G	E	d	F	M	G
	cm³	mm		mm					mm				
30A/C/20X338H	20	56.1	114.5	40	M8	19			40	M8	19		
30A/C/22.5X338H	22.5	57.8	117.5	40	M8	19			40	M8	19		
30A/C/25X338H	25	58.3	118.5	40	M8	19			40	M8	19		
30A/C/28X338H	28	60.2	122.5	40	M8	19			40	M8	19		
30A/C/32X338	32	62	126.1	55	M8	27			40	M8	19		
30A/C/32X338H	32	66.5	135.1	55	M8	27			40	M8	19		
30A/C/36X338	36	63.3	128.2	55	M8	27			40	M8	19		
30A/C/36X338H	36	68	138.3	55	M8	27			40	M8	19		
30A/C/40X338	40	66.3	134.8	55	M8	27			40	M8	19		
30A/C/40X338H	40	70.6	143.9	55	M8	27			40	M8	19		
30A/C/45X338H	45	72.7	147.6	55	M8	27			40	M8	19		
30A/C/50X338H	50	74.5	151.2	55	M8	27			40	M8	19		
30A/C/55X338H	55	76.7	155.7	55	M8	27			40	M8	19		
30A/C/60X338H	60	78.7	160.2	55	M8	27			40	M8	19		

30A/C...X339...

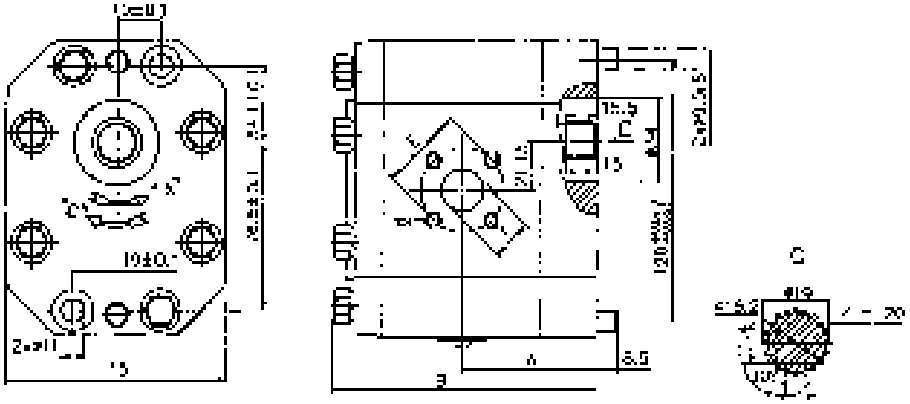

Type / Typ / Тип	Displacement / Foerdervolumen / Рабочий объем	Dimensions / Abmessungen / Размеры		Inlet / Saugseite / Вход					Outlet / Druckseite / Выход				
		A	B	E	d	F	M	G	E	d	F	M	G
	cm³	mm		mm					mm				
30A/C/20X339H	20	58.3	116.9	40	M8	19			40	M8	19		
30A/C/22.5X339H	22.5	59.7	121.9	40	M8	19			40	M8	19		
30A/C/25X339H	25	61.8	125.9	40	M8	19			40	M8	19		
30A/C/28X339H	28	63.4	128.9	40	M8	19			40	M8	19		
30A/C/32X339	32	64.3	130.5	55	M8	27			40	M8	19		
30A/C/32X339H	32	68.7	139.5	55	M8	27			40	M8	19		
30A/C/36X339	36	63.7	133.6	55	M8	27			40	M8	19		
30A/C/36X339H	36	70.2	142.7	55	M8	27			40	M8	19		
30A/C/40X339	40	68.5	139.2	55	M8	27			40	M8	19		
30A/C/40X339H	40	72	146.3	55	M8	27			40	M8	19		
30A/C/45X339H	45	74.8	152	55	M8	27			40	M8	19		
30A/C/50X339H	50	76.7	155.9	55	M8	27			40	M8	19		
30A/C/55X339H	55	78.5	160.1	55	M8	27			40	M8	19		
30A/C/60X339H	60	80.9	164.8	55	M8	27			40	M8	19		

Hydraulic Gear Pumps
Hydraulische Zahnradpumpen
Шестеренные насосы

Gr. 30 250 Bar

30A...X383...

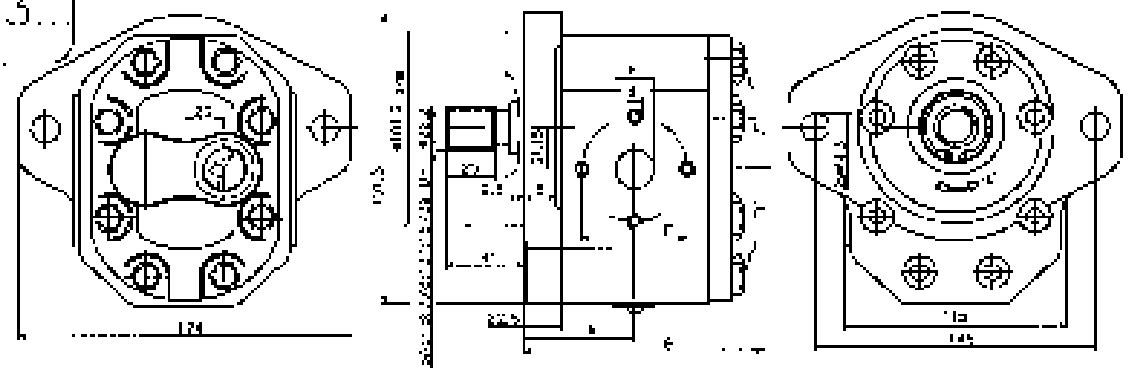

Type / Typ / Тип	Displacement / Fördervolumen / Рабочий объем	Dimensions / Abmessungen / Размеры A	B	Inlet / Saugseite / Вход E	d	F	Outlet / Druckseite / Выход E	d	F1
	cm³	mm		mm			mm		
30A20X383...	20	56.7	122.2	40	5/16"-18UNC-2B	19			1 1/16"-12UNF-2B
30A22X383...	22.5	57.6	125.2	40	5/16"-18UNC-2B	19			1 1/16"-12UNF-2B
30A25X383...	25	58.3	128.5	40	5/16"-18UNC-2B	19			1 1/16"-12UNF-2B
30A28X383...	28	60.2	130.5	40	5/16"-18UNC-2B	19			1 1/16"-12UNF-2B
30A32X383	32	67	134.8	51	3/8"-16UNC-2B	27			1 1/16"-12UNF-2B
30A37X383...	37	65.5	142.6	51	3/8"-16UNC-2B	27			1 1/16"-12UNF-2B
30A38X383	38	68.5	136.9	51	3/8"-16UNC-2B	27			1 1/16"-12UNF-2B
30A38X383...	38	68	146	51	3/8"-16UNC-2B	27			1 1/16"-12UNF-2B
30A40X383	42	68.7	142.5	51	3/8"-16UNC-2B	27			1 1/16"-12UNF-2B
30A42X383...	42	70.8	151.6	51	3/8"-16UNC-2B	27			1 1/16"-12UNF-2B
30A46X383...	46	72.7	155.3	51	3/8"-16UNC-2B	27			1 1/16"-12UNF-2B
30A50X383...	50	74.6	158.8	51	3/8"-16UNC-2B	27			1 1/16"-12UNF-2B
30A55X383...	55	76.7	163.4	51	3/8"-16UNC-2B	27			1 1/16"-12UNF-2B
30A60X383...	60	78.7	167.8	51	3/8"-16UNC-2B	27			1 1/16"-12UNF-2B

30C...X383...

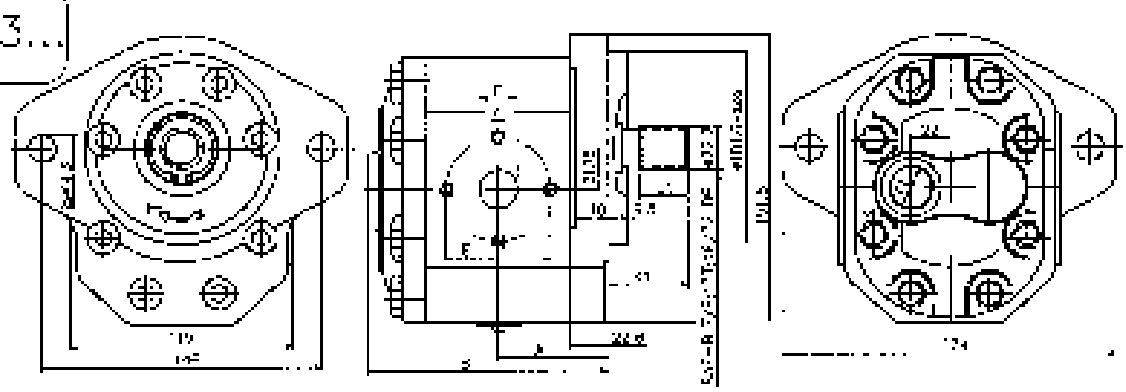

Type / Typ / Тип	Displacement / Fördervolumen / Рабочий объем	Dimensions / Abmessungen / Размеры A	B	Inlet / Saugseite / Вход E	d	F	Outlet / Druckseite / Выход E	d	F1
	cm³	mm		mm			mm		
30C20X383...	20	56.7	122.2	40	5/16"-18UNC-2B	19			1 1/16"-12UNF-2B
30C22X383...	22.5	57.6	125.2	40	5/16"-18UNC-2B	19			1 1/16"-12UNF-2B
30C25X383...	25	58.3	128.6	40	5/16"-18UNC-2B	19			1 1/16"-12UNF-2B
30C28X383...	28	60.2	130.5	40	5/16"-18UNC-2B	19			1 1/16"-12UNF-2B
30C32X383	32	67	134.8	51	3/8"-16UNC-2B	27			1 1/16"-12UNF-2B
30C32X383...	32	65.5	142.6	51	3/8"-16UNC-2B	27			1 1/16"-12UNF-2B
30C38X383	38	68.5	136.9	51	3/8"-16UNC-2B	27			1 1/16"-12UNF-2B
30C38X383...	38	68	146	51	3/8"-16UNC-2B	27			1 1/16"-12UNF-2B
30C40X383	40	68.5	143.5	51	3/8"-16UNC-2B	27			1 1/16"-12UNF-2B
30C42X383...	42	70.8	151.6	51	3/8"-16UNC-2B	27			1 1/16"-12UNF-2B
30C46X383...	46	72.7	155.3	51	3/8"-16UNC-2B	27			1 1/16"-12UNF-2B
30C50X383...	50	74.6	158.8	51	3/8"-16UNC-2B	27			1 1/16"-12UNF-2B
30C55X383...	55	76.7	163.4	51	3/8"-16UNC-2B	27			1 1/16"-12UNF-2B
30C60X383...	60	78.7	167.8	51	3/8"-16UNC-2B	27			1 1/16"-12UNF-2B

Hydraulic Gear Pumps
Hydraulische Zahnradpumpen
Шестеренные насосы

Gr. 30 250 Bar

30 A/C ...X337...

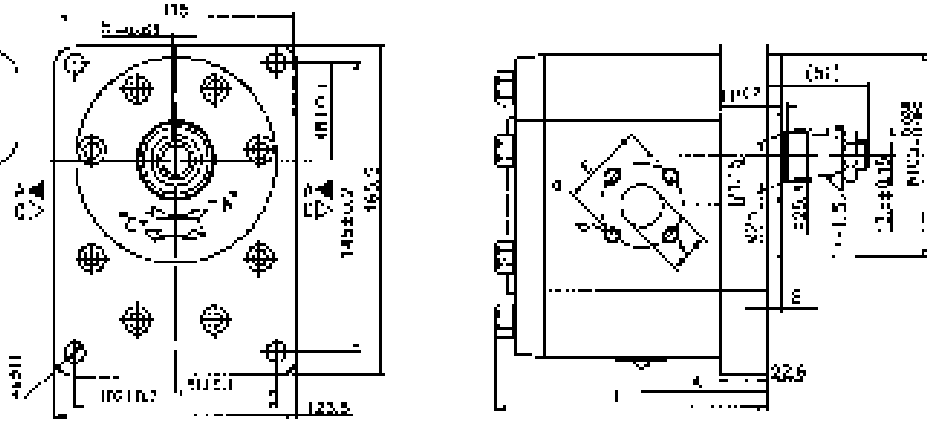

Type / Typ / Тип	Displacement / Foerdervolumen / Рабочий объем	Dimensions / Abmessungen / Размеры		Inlet / Saugseite / Вход					Outlet / Druckseite / Выход				
		A	B	E	d	F	M	G	E	d	F	M	G
	cm³	mm		mm				"	mm				"
30A(C)20X337H	20	56.1	116.7	40	48	19			40	48	19		
30A(C)22.5X337H	22.5	57.6	119.7	40	48	19			40	48	19		
30A(C)25X337H	25	58.3	121.1	40	48	19			40	48	19		
30A(C)28X337H	28	60.2	124.7	40	48	19			40	48	19		
30A(C)32X337	32	62	128.3	55	48	27			40	48	19		
30A(C)32X337H	32	66.5	137.3	55	48	27			40	48	19		
30A(C)36X337	36	63.5	131.4	55	48	27			40	48	19		
30A(C)36X337H	36	68	140.5	55	48	27			40	48	19		
30A(C)42X337	42	66.3	137	55	48	27			40	48	19		
30A(C)42X337H	42	70.8	146.1	55	48	27			40	48	19		
30A(C)46X337H	46	72.7	149.8	55	48	27			40	48	19		
30A(C)50X337H	50	74.5	153.4	55	48	27			40	48	19		
30A(C)55X337H	55	76.7	157.9	55	48	27			40	48	19		
30A(C)60X337H	60	78.7	162.4	55	48	27			40	48	19		

30 A/C ...X344...

– metrtic thread
G – GAS thread

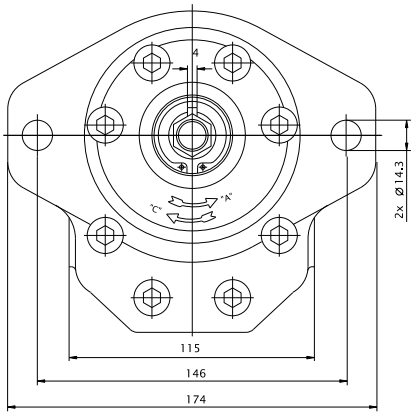

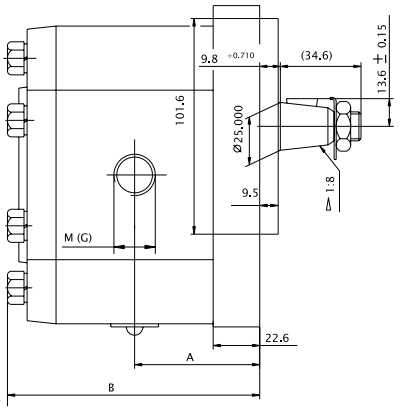

Type / Typ / Тип	Displacement / Foerdervolumen / Рабочий объем	Dimensions / Abmessungen / Размеры		Inlet / Saugseite / Вход					Outlet / Druckseite / Выход				
		A	B	E	d	F	M	G	E	d	F	M	G
	cm³	mm		mm				"	mm				"
30A(C)20X344H	20	56.1	116.7				M27x1.5	G3/4				M27x1.5	G3/4
30A(C)22.5X344H	22.5	57.6	119.7				M27x1.5	G3/4				M27x1.5	G3/4
30A(C)25X344H	25	58.3	121.1				M27x1.5	G3/4				M27x1.5	G3/4
30A(C)28X344H	28	60.2	124.7				M27x1.5	G3/4				M27x1.5	G3/4
30A(C)32X344	32	62	128.3				M33x1.5	G1				M27x1.5	G3/4
30A(C)32X344H	32	66.5	137.3				M33x1.5	G1				M27x1.5	G3/4
30A(C)36X344	36	63.5	131.4				M33x1.5	G1				M27x1.5	G3/4
30A(C)36X344H	36	68	140.5				M33x1.5	G1				M27x1.5	G3/4
30A(C)42X344	42	66.3	137				M33x1.5	G1				M27x1.5	G3/4
30A(C)42X344H	42	70.8	146.1				M33x1.5	G1				M27x1.5	G3/4
30A(C)46X344H	46	72.7	149.8				M33x1.5	G1				M27x1.5	G3/4
30A(C)50X344H	50	74.5	153.4				M33x1.5	G1				M27x1.5	G3/4
30A(C)55X344H	55	76.7	157.9				M33x1.5	G1				M27x1.5	G3/4
30A(C)60X344H	60	78.7	162.4				M33x1.5	G1				M27x1.5	G3/4

Hydraulic Gear Pumps
Hydraulische Zahnradpumpen
Шестеренные насосы
Gr 30 200 bar

Used symbols:	Bezeichnungen:	Обозначения:
q - displacement;	Foerdervolumen;	рабочий объем
p_{nom} - nominal pressure;	nominal Druck;	номинальное давление
n_{min} - minimal speed;	minimal Geschwindigkeit;	минимальная скорость
n_{nom} - nominal speed;	nominal Geschwindigkeit;	номинальная скорость
n_{max} - maximal speed;	maximal Geschwindigkeit;	максимальная скорость
P_{nom} - power at p_{nom} and n_{nom}	Leistung bei p_{nom} und n_{nom}	мощность при p_{nom} и n_{nom}
P_{max} - power at p_{nom} and n_{max}	Leistung bei p_{nom} und n_{max}	мощность при p_{nom} и n_{max}
volumetric efficiencies;	volumetrischer Wirkungsgrad;	объемный кпд
η_{qmin} - at min. speed;	bei min. Geschwindigkeit;	при мин. скорость
η_{qnom} - at nom. speed;	bei nom. Geschwindigkeit;	при ном. скорость
η_{qmax} - at max. speed;	bei max. Geschwindigkeit;	при макс. скорость
efficiencies;	Wirkungsgrad gesamt;	общий КПД.
η_{min} - at min. speed;	bei min. Geschwindigkeit;	при мин. скорость
η_{nom} - at nom. speed;	bei nom. Geschwindigkeit;	при ном. скорость
η_{max} - at max. speed;	bei max. Geschwindigkeit;	при ном. скорость

q	cm^3	20H	22.5H	25H	28H	32 32H	36 36H	42 42H	46H	50H	55H	60H
p_{nom}	bar	200	200	200	200	200	190	190	190	175	175	175
n_{min}	min^{-1}	650	650	650	650	650	650	650	650	650	650	650
n_{nom}	min^{-1}	1500	1500	1500	1500	1500	1500	1500	1500	1500	1500	1500
n_{max}	min^{-1}	2500	2500	2500	2500	2500	2300	2300	2100	2100	1750	1750
η_{qmin}	%	80	80	82	83	83	83	84	84	85	85	85
η_{min}	%	73	73	74	75	75	76	76	77	78	78	78
η_{qnom}	%	94	94	94	94	94	94	95	95	95	95	95
η_{nom}	%	85	85	86	86	86	86	85	85	85	85	85
η_{qmax}	%	93	93	93	94	94	94	94	94	94	94	94
η_{max}	%	83	83	84	84	84	84	84	83	83	83	83
P_{nom}	kW	10.8	12.3	13.5	15.1	18	20	22	26	24.5	29	31.7
P_{max}	kW	18.5	21	22.5	31.5	28.8	30	34	34	39	33	36

Hydraulic Gear Pumps
Hydraulische Zahnradpumpen
Шестеренные насосы

Gr. 30 200 Bar

30A...X160

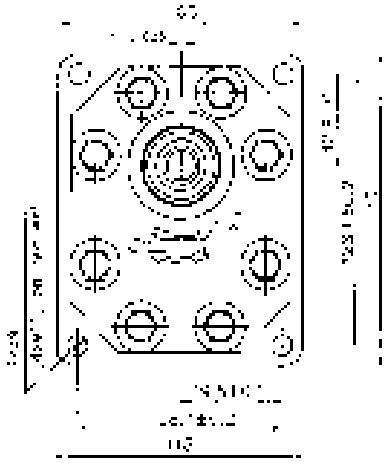

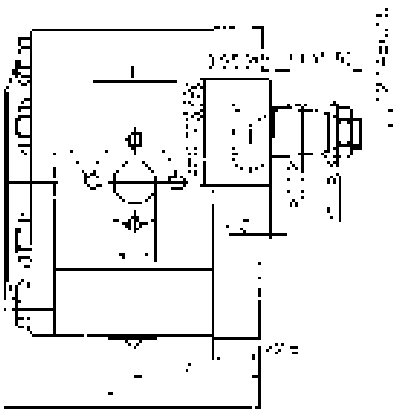

Type / Typ / Тип	Displacement / Fördervolumen / Рабочий объем	A	D	E	B	F	G	L	C		K	C
	cm³	mm										
30A(C)20X160	20	51	109,1	40	M8	19		40	M8	19		
30A(C)22,5X160	22,5	52,5	107,3	40	M8	19		40	M8	19		
30A(C)25X160	25	54	109,7	40	M8	19		40	M8	19		
30A(C)32X160	32	57	124,7	51	M10	27		40	M8	19		
30A(C)35X160	35	58,5	127,8	51	M10	27		40	M8	19		
30A(C)40X160	40	60,4	131,4	51	M10	27		40	M8	19		
30A(C)45X160	45	62,2	137,4	51	M10	27		40	M8	19		
30A(C)50X160	50	64	140,8	51	M10	27		40	M8	19		
30A(C)55X160	55	65,2	145,3	51	M10	27		40	M8	19		

30A...X189

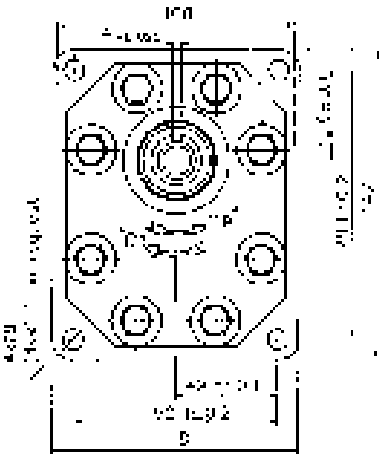

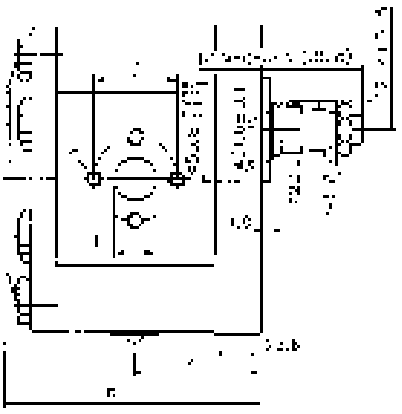

Type / Typ / Тип	Displacement / Fördervolumen / Рабочий объем	A	B	Inlet / Saugseite / Всас.			Outlet / Druckseite / Нагнет.		
				E	d	F	E	d	F
	cm³	mm							
30A(C)20X189	20	52	106,7	40	5/16" 18UNC-2B	19	40	5/16" 18UNC-2B	19
30A(C)22,5X189	22,5	53,5	107,6	40	5/16" 18UNC-2B	19	40	5/16" 18UNC-2B	19
30A(C)25X189	25	54	108,7	40	5/16" 18UNC-2B	19	40	5/16" 18UNC-2B	19
30A(C)32X189	32	57	124,7	51	3/8" 16UNC-2B	27	40	5/16" 18UNC-2B	19
30A(C)35X189	35	58,5	127,7	51	3/8" 16UNC-2B	27	40	5/16" 18UNC-2B	19
30A(C)40X189	40	60,3	133,4	51	3/8" 16UNC-2B	27	40	5/16" 18UNC-2B	19
30A(C)45X189	45	61,9	137,4	51	3/8" 16UNC-2B	27	40	5/16" 18UNC-2B	19
30A(C)50X189	50	63	141,8	51	3/8" 16UNC-2B	27	40	5/16" 18UNC-2B	19
30A(C)55X189	55	65,2	145,3	51	3/8" 16UNC-2B	27	40	5/16" 18UNC-2B	19

Hydraulic Gear Pumps
Hydraulische Zahnradpumpen
Шестеренные насосы

Gr. 30 200 Bar

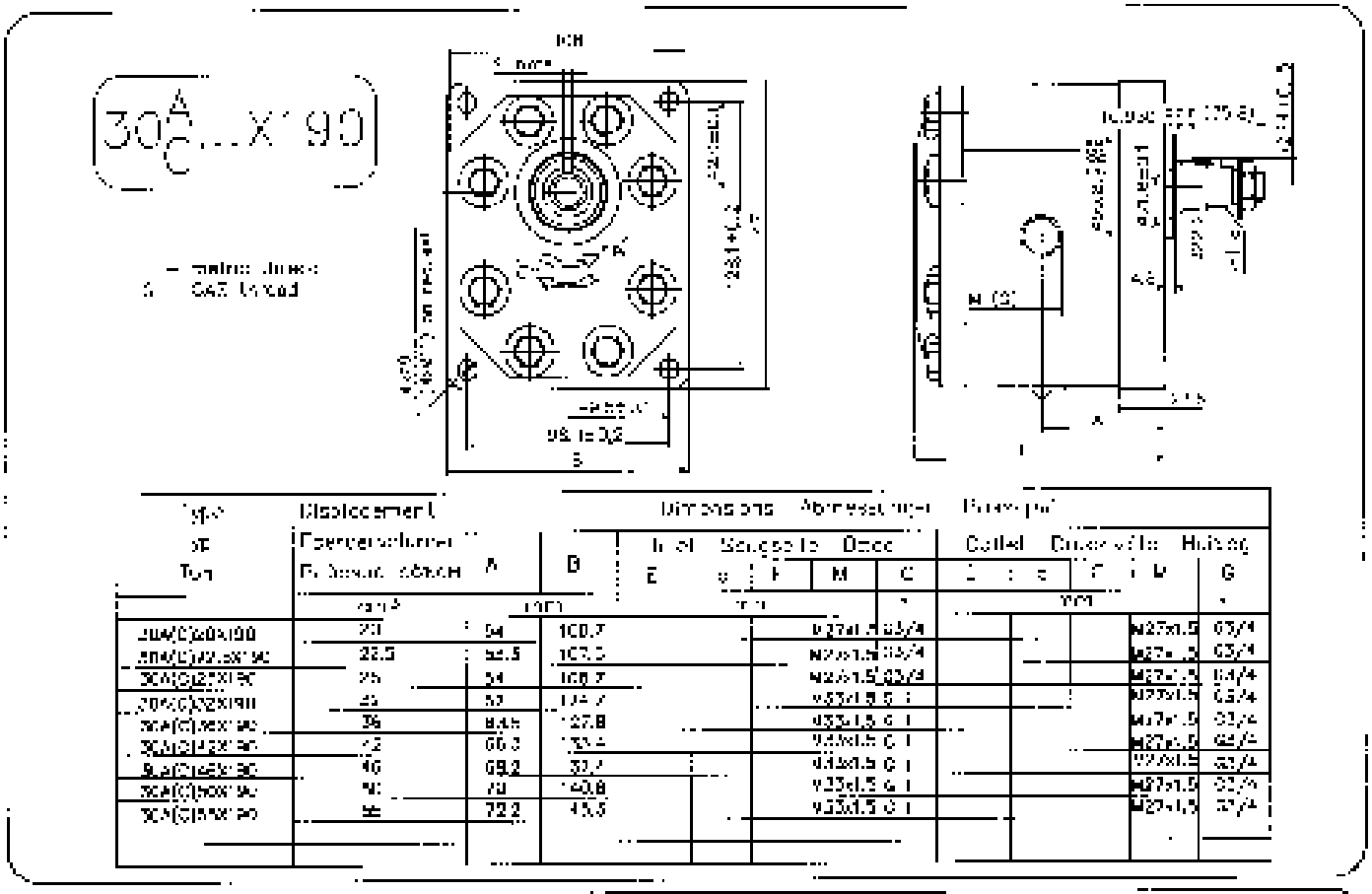

Type	Displacement		Dimensions																
					Inlet		Suction side		Disc			Outlet		Pressure side			Housing	
		A	B	E			F	M	C								G	
	cm³	mm		mm								mm						
20A(C)20X100	20	54	100.7						M27x1.5	G3/4							M27x1.5	G3/4
20A(C)22X100	22.5	52.5	102.3						M27x1.5	G3/4							M27x1.5	G3/4
30A(C)25X100	25	54	100.7						M27x1.5	G3/4							M27x1.5	G3/4
30A(C)32X100	32	62	124.7						M33x1.5	G 1							M27x1.5	G3/4
30A(C)36X100	36	64.5	127.8						M33x1.5	G 1							M27x1.5	G3/4
30A(C)42X100	42	66.3	132.4						M33x1.5	G 1							M27x1.5	G3/4
30A(C)46X100	46	68.2	137.2						M33x1.5	G 1							M27x1.5	G3/4
30A(C)50X100	50	70	140.8						M33x1.5	G 1							M27x1.5	G3/4
30A(C)55X100	55	72.2	145.5						M33x1.5	G 1							M27x1.5	G3/4

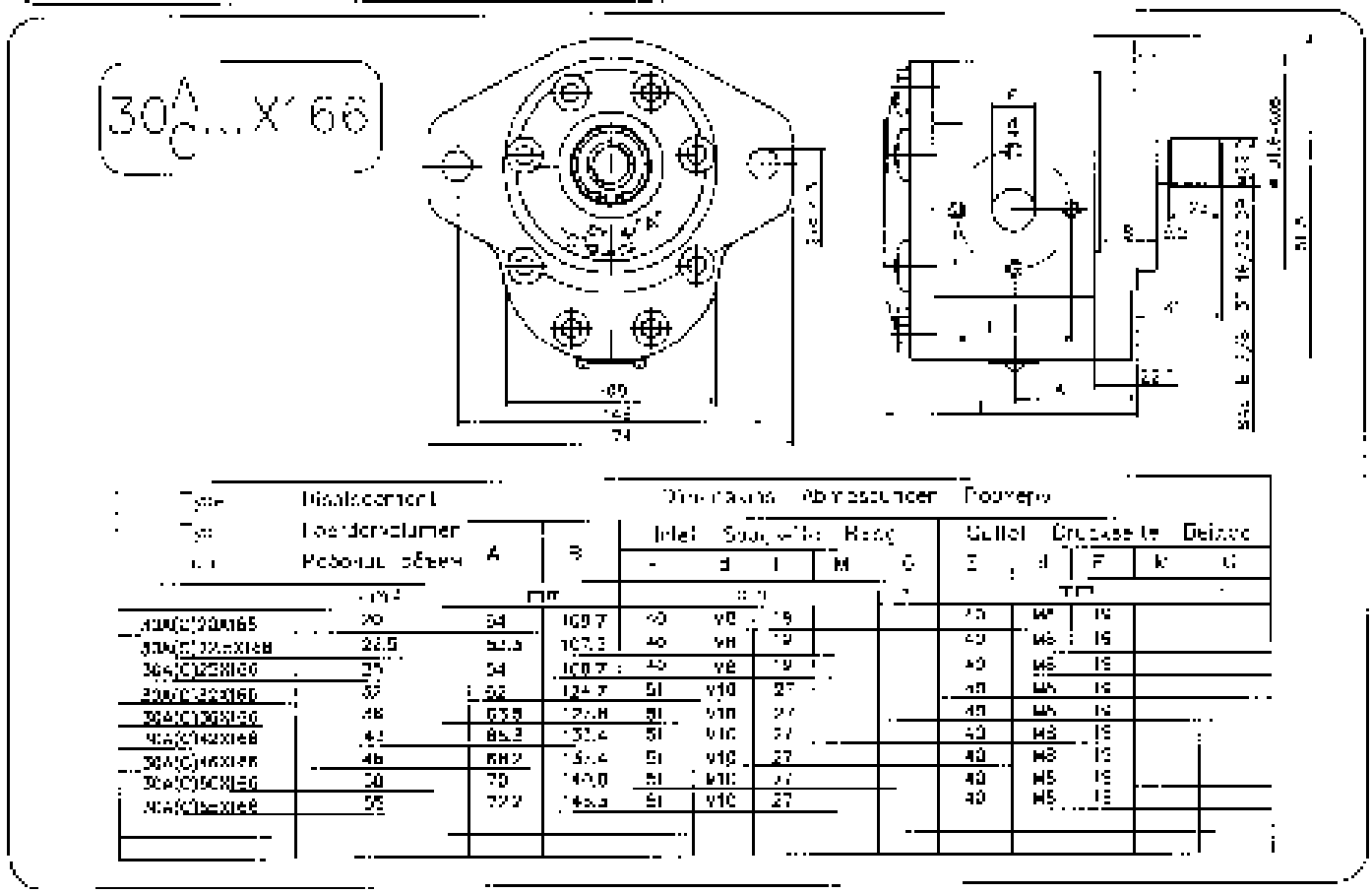

Type	Displacement		Dimensions															
				Inlet		Suction side		Housing			Outlet		Pressure side			Delivery		
		A	B															
	cm³	mm									mm							
30A(C)20X165	20	54	100.7	40	V8	19					40	M5	19					
30A(C)22X165	22.5	52.5	102.3	40	V8	19					40	M5	19					
30A(C)25X165	25	54	100.7	40	V8	19					40	M5	19					
30A(C)32X165	32	62	124.7	51	V10	27					40	M5	19					
30A(C)36X165	36	63.5	127.8	51	V10	27					40	M5	19					
30A(C)42X165	42	65.3	132.4	51	V10	27					40	M5	19					
30A(C)46X165	46	68.2	137.2	51	V10	27					40	M5	19					
30A(C)50X165	50	70	140.8	51	V10	27					40	M5	19					
30A(C)55X165	55	72.2	145.5	51	V10	27					40	M5	19					

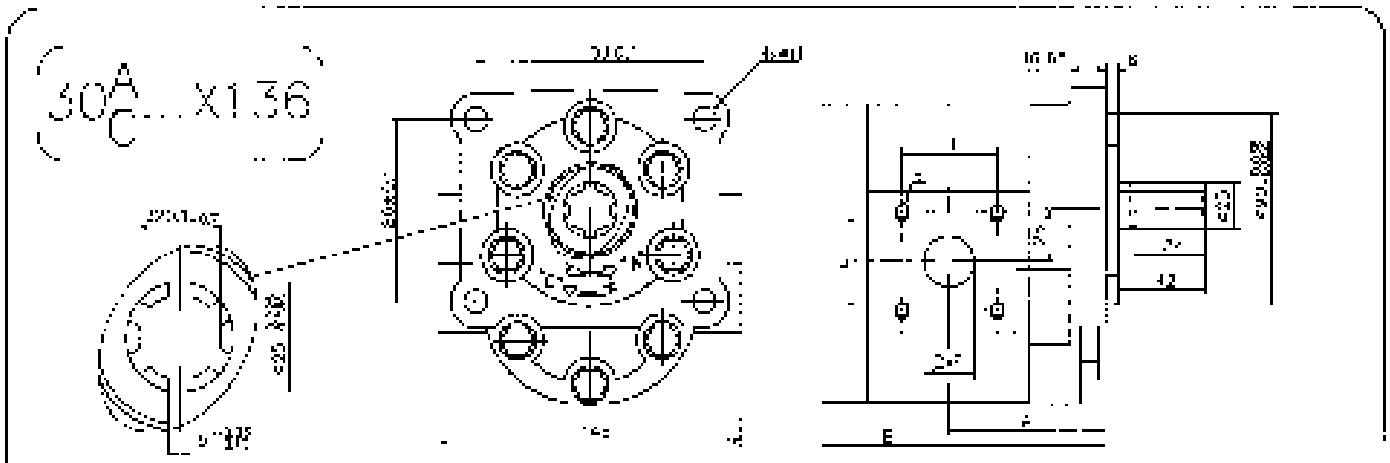

Type / Typ / Тип	Displacement / Foerdervolumen / Рабочий объем	A	B	Dimensions / Abmessungen / Размеры Inlet / Saugseite / Вход E	d	F	M	C	Outlet / Druckseite / Выход E	d	F	M	C
	cm³	mm		mm					mm				
30A/C)25X136	25	72.5	140.2	46	M8	19			46	M8	19		
30A/C)32X136	32	78	140.4	46	M8	22			46	M8	22		
30A/C)40X136	40	72.5	141.4	54	M10	27			54	M10	27		
30A/C)50X136	50	72.5	145	54	M10	27			54	M10	27		

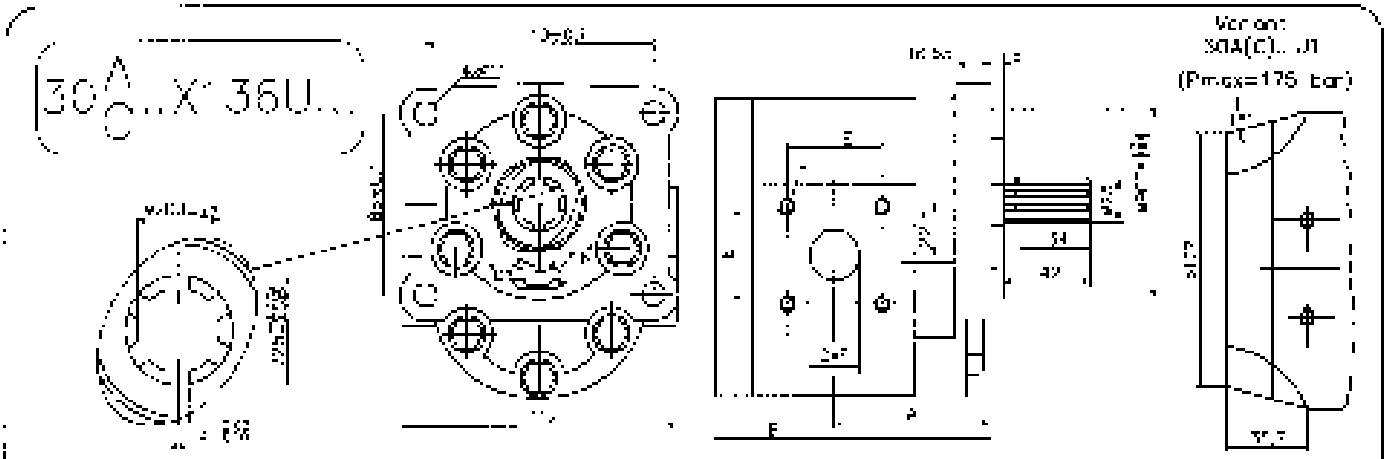

Type / Typ / Тип	Displacement / Foerdervolumen / Рабочий объем	A	B	Dimensions / Abmessungen / Размеры Inlet / Saugseite / Вход E	d	F	M	C	Outlet / Druckseite / Выход F	d	F	M	C
	cm³	mm		mm					mm				
30A/C)25X136U...	25	64	121.7	46	M8	19			46	M8	19		
30A/C)32X136U...	32	57.6	120.9	46	M8	22			46	M8	22		
30A/C)40X136U...	40	72.5	141.4	54	M10	27			54	M10	27		
30A/C)50X136U...	50	72.5	145	54	M10	27			54	M10	27		

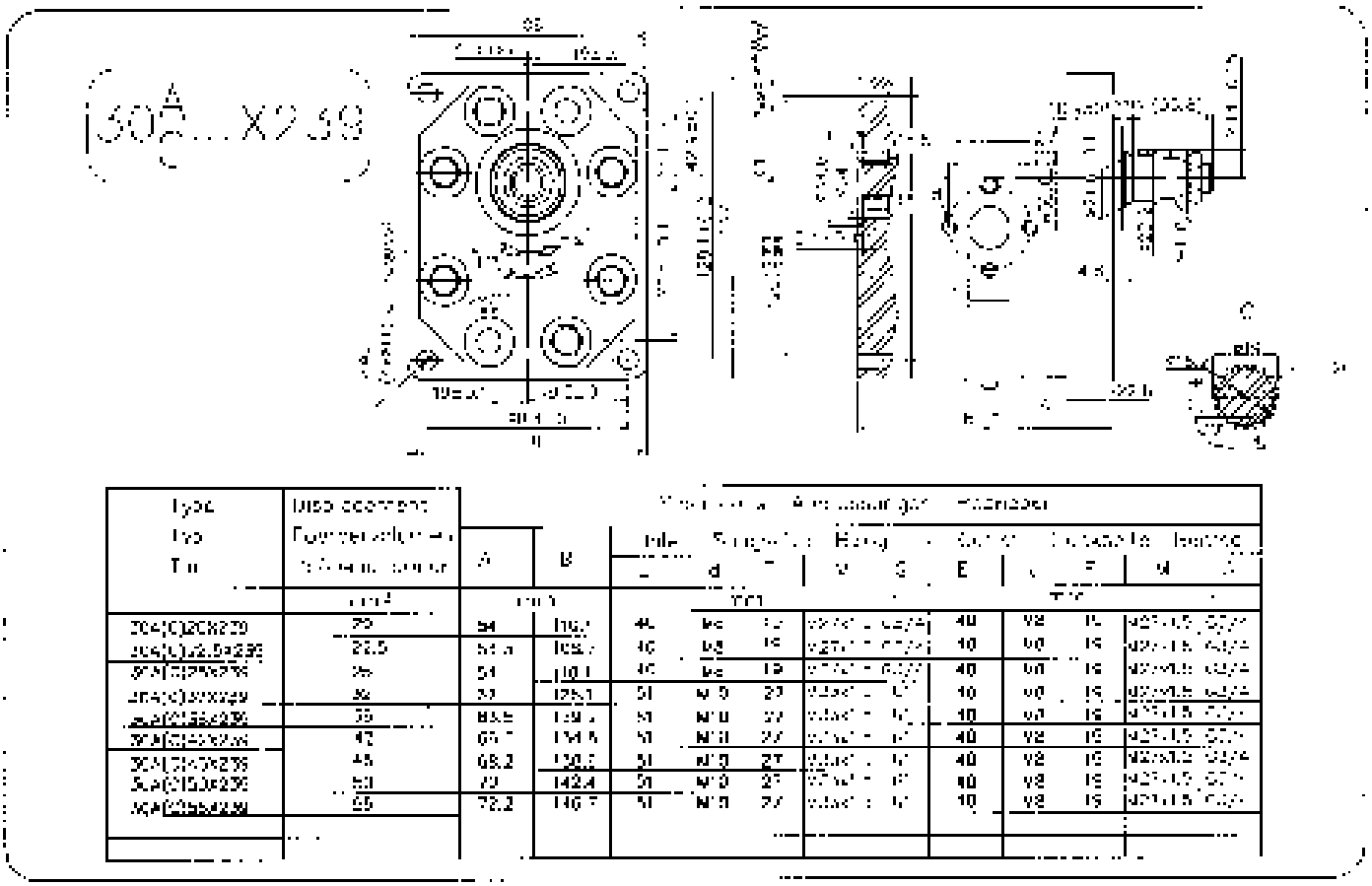

Type / Typ / Тип	Displacement / Fördermenge / Производительность	A	B										
	cm³	mm											
30A(C)20X239	20	54	110.7	44	M8	19			40	V8	19		
30A(C)22.5X239	22.5	54.6	108.7	46	M8	19			40	V8	19		
30A(C)25X239	25	54	110.1	46	M8	19			40	V8	19		
30A(C)32X239	32	63	125.1	51	M10	27			40	V8	19		
30A(C)35X239	35	63.5	128.7	51	M10	27			40	V8	19		
30A(C)40X239	40	65.7	134.5	51	M10	27			40	V8	19		
30A(C)45X239	45	68.2	139.2	51	M10	27			40	V8	19		
30A(C)50X239	50	70	142.4	51	M10	27			40	V8	19		
30A(C)55X239	55	72.2	146.7	51	M10	27			40	V8	19		

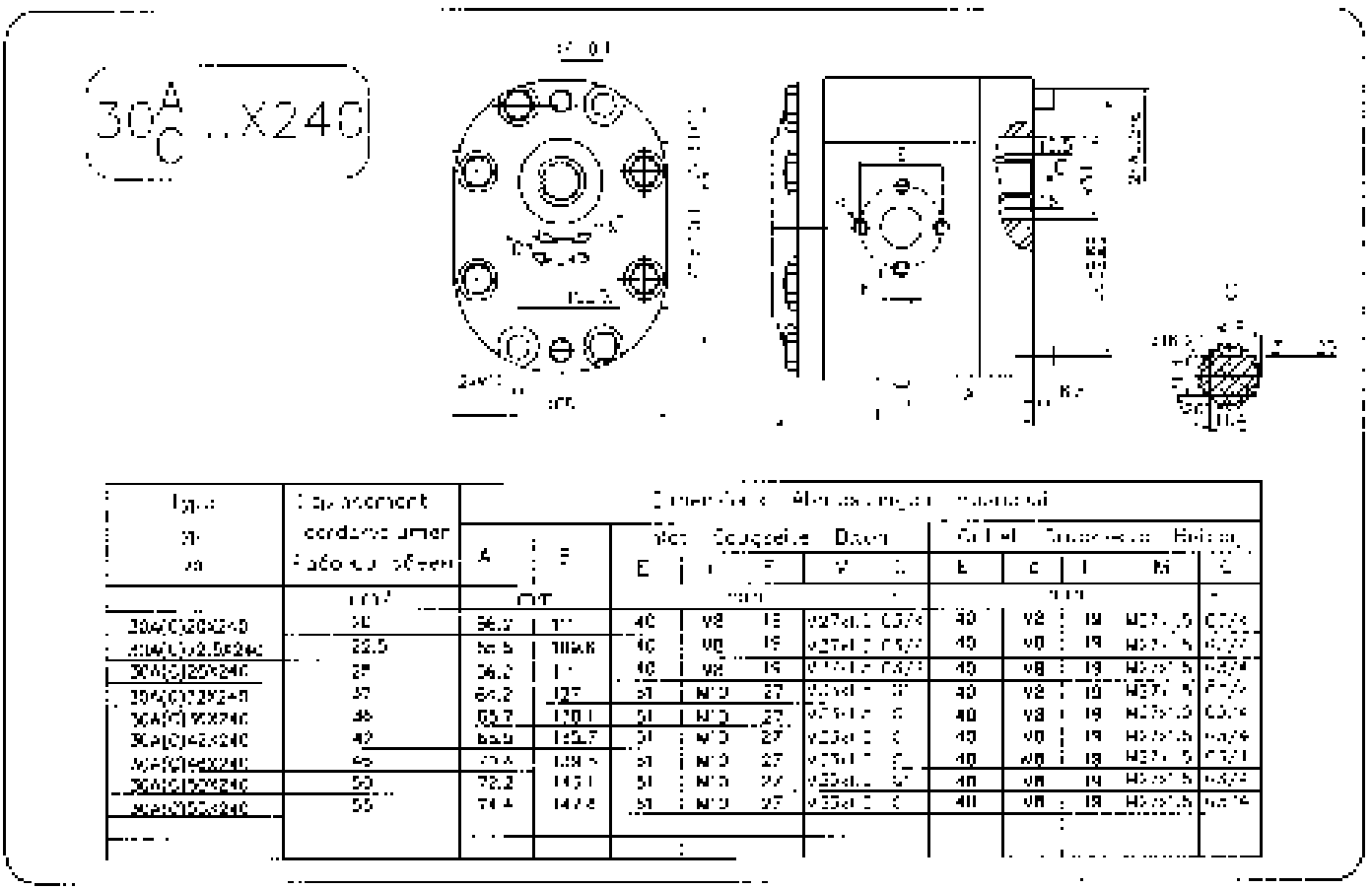

Type / Typ / Тип	Displacement / Fördermenge / Производительность	A	B										
	cm³	mm											
30A(C)20X240	20	56.2	111	46	M8	19			40	V8	19		
30A(C)22.5X240	22.5	56.5	108.6	46	M8	19			40	V8	19		
30A(C)25X240	25	56.2	111	46	M8	19			40	V8	19		
30A(C)32X240	32	64.2	127	51	M10	27			40	V8	19		
30A(C)35X240	35	65.7	130.1	51	M10	27			40	V8	19		
30A(C)40X240	40	66.9	135.7	51	M10	27			40	V8	19		
30A(C)45X240	45	69.4	139.5	51	M10	27			40	V8	19		
30A(C)50X240	50	72.2	143.1	51	M10	27			40	V8	19		
30A(C)55X240	55	74.4	147.4	51	M10	27			40	V8	19		

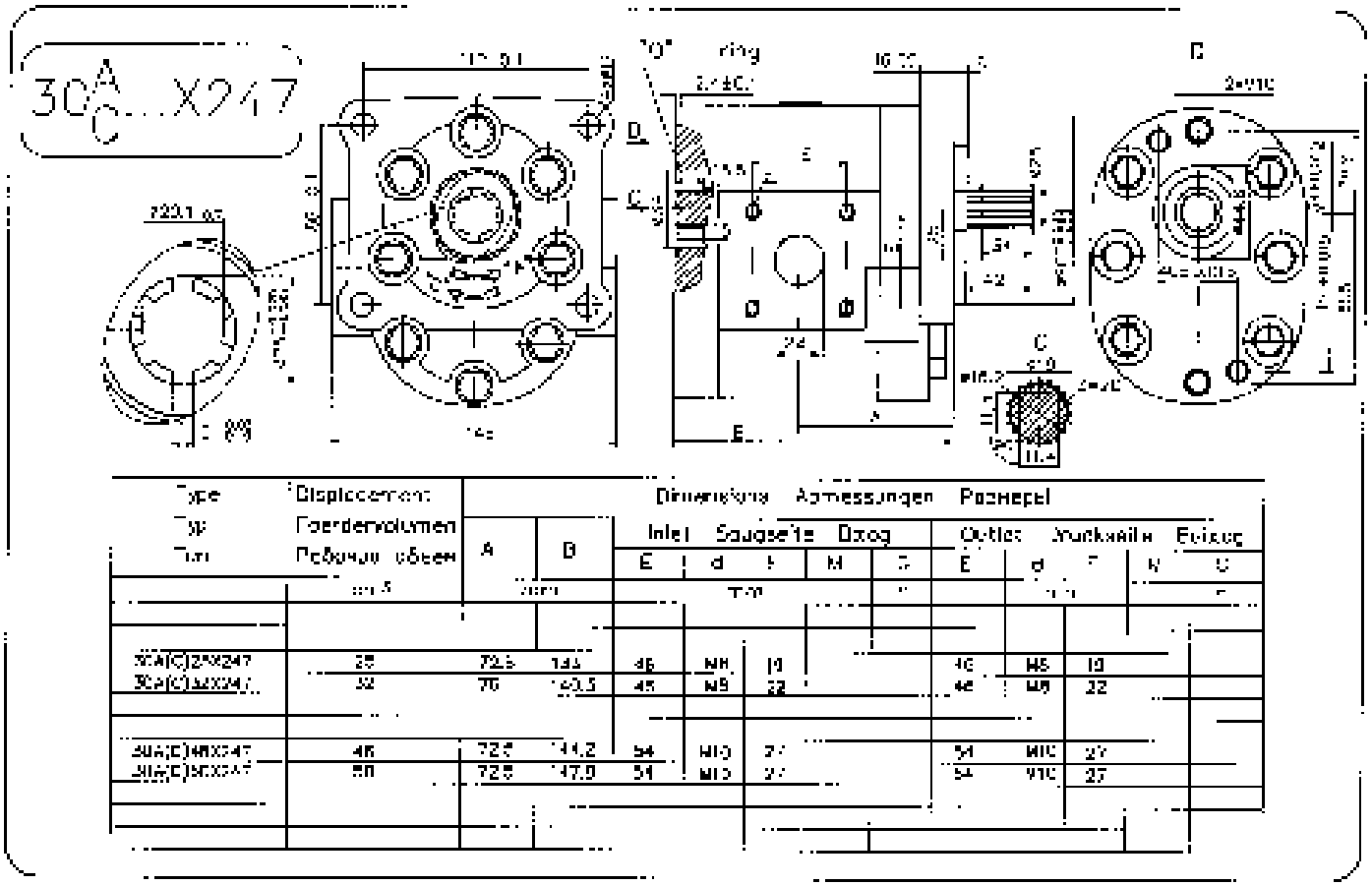

Type / Typ / Тип	Displacement / Foerdervolumen / Рабочий объем	Dimensions / Abmessungen / Размеры A	B	Inlet / Saugseite / Вход E	d	F	M	G	Outlet / Druckseite / Выход E	d	F	M	G
	cm³	mm		mm					mm				
30A(C)25X247	25	72,5	144	46	M8	19			46	M8	19		
30A(C)32X247	32	70	150,5	45	M9	22			46	M9	22		
30A(C)48X247	48	72,5	144,2	54	M10	27			54	M10	27		
30A(C)50X247	50	72,5	147,9	54	M10	27			54	M10	27		

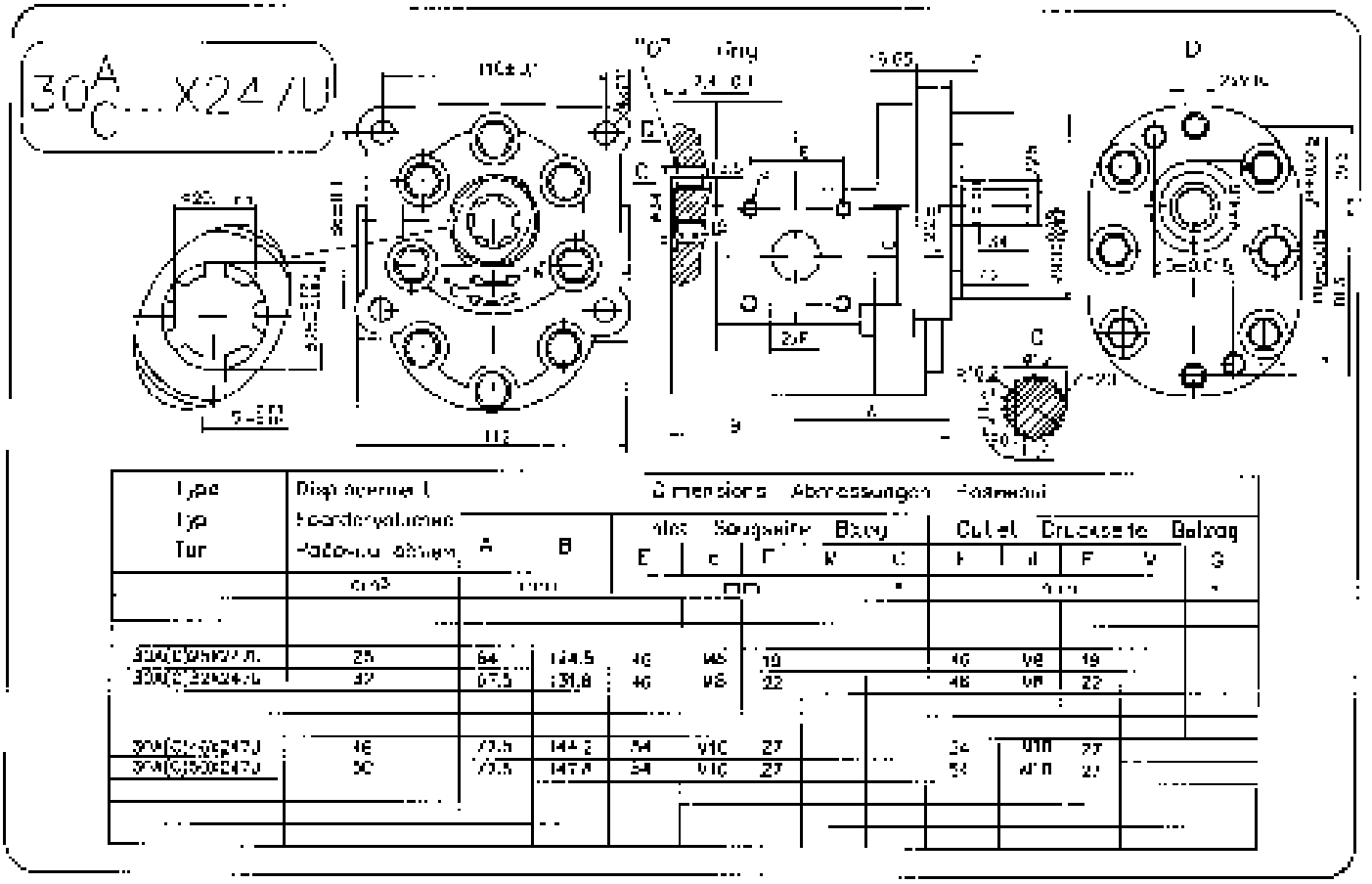

Type / Typ / Тип	Displacement / Foerdervolumen / Рабочий объем	Dimensions / Abmessungen / Размеры A	B	Inlet / Saugseite / Вход E	d	F	M	G	Outlet / Druckseite / Выход E	d	F	M	G
	cm³	mm		mm					mm				
30A(C)25X247U	25	64	144,5	46	M8	19			46	M8	19		
30A(C)32X247U	32	67,5	151,8	46	M8	22			46	M8	22		
30A(C)48X247U	48	73,5	144,2	54	M10	27			54	M10	27		
30A(C)50X247U	50	73,5	147,9	54	M10	27			54	M10	27		

30 A/C ...X248

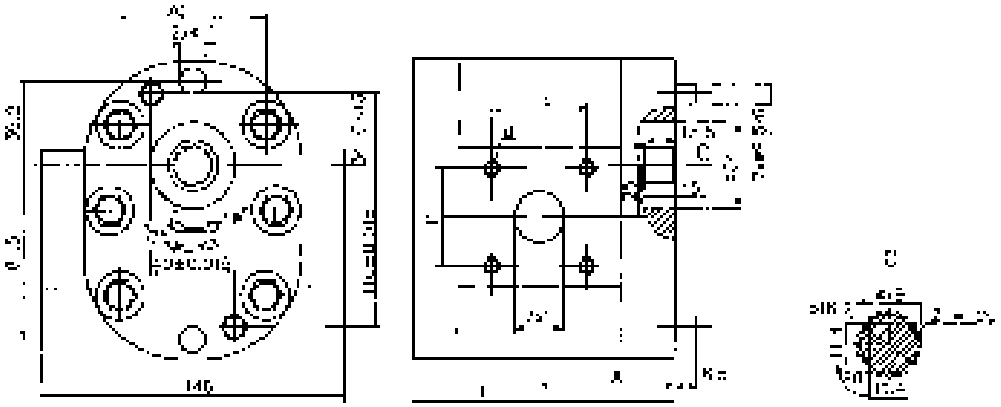

Type / Typ / Тип	Displacement / Fördervolumen / Рабочий объем A		B	Inlet / Saugseite / Вход E	d	F	W	G	Outlet / Druckseite / Выход E	d	F	M	C
	cm³	mm	mm	mm					mm				
30A/C025X248	25	46.6	118.4	46	M8	19			46	M8	19		
30A/C032X248	32	54.2	125.0	48	M8	22			46	M8	22		
30A/C040X248	40	70.4	139	54	M10	27			54	M10	27		
30A/C050X248	50	72.2	141.6	54	M10	27			54	M10	27		

30 A/C ...X248U

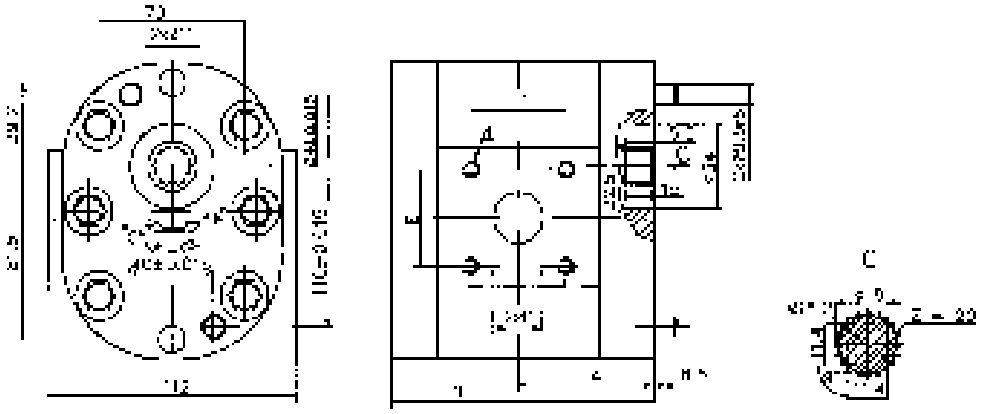

Type / Typ / Тип	Displacement / Fördervolumen / Рабочий объем A		B	Inlet / Saugseite / Вход E	d	F	W	G	Outlet / Druckseite / Выход E	d	F	M	C
	cm³	mm	mm	mm					mm				
30A/C025X248U	25	46.6	118.4	46	M8	19			46	M8	19		
30A/C032X248U	32	54.2	125.0	48	M8	22			46	M8	22		
30A/C040X248U	40	70.4	139	54	M10	27			54	M10	27		
30A/C050X248U	50	72.2	141.6	54	M10	27			54	M10	27		

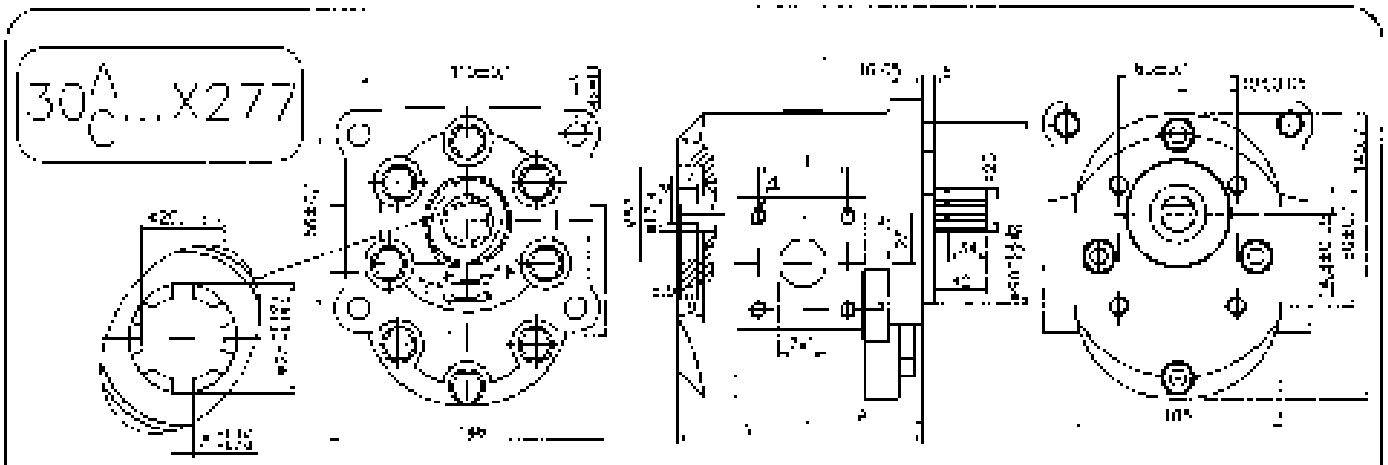

Type / Typ / Тип	Displacement / Foerdervolumen / Рабочий объем	Dimensions / Abmessungen / Размеры										
		A	B	Inlet / Saugseite / Вход					Outlet / Druckseite / Выход			
				C	a	F	M	G	C	a	F	M
	cm³	mm		mm					mm			
30A(C)25x277	25	72.5	129.1	46	M8	19			46	M8	19	
30A(C)32x277	32	76	135.4	48	M8	22			46	M8	22	
30A(C)45x277	45	72.5	149.4	54	M10	27			54	M10	27	
30A(C)50x277	50	72.5	153	54	M10	27			54	M10	27	

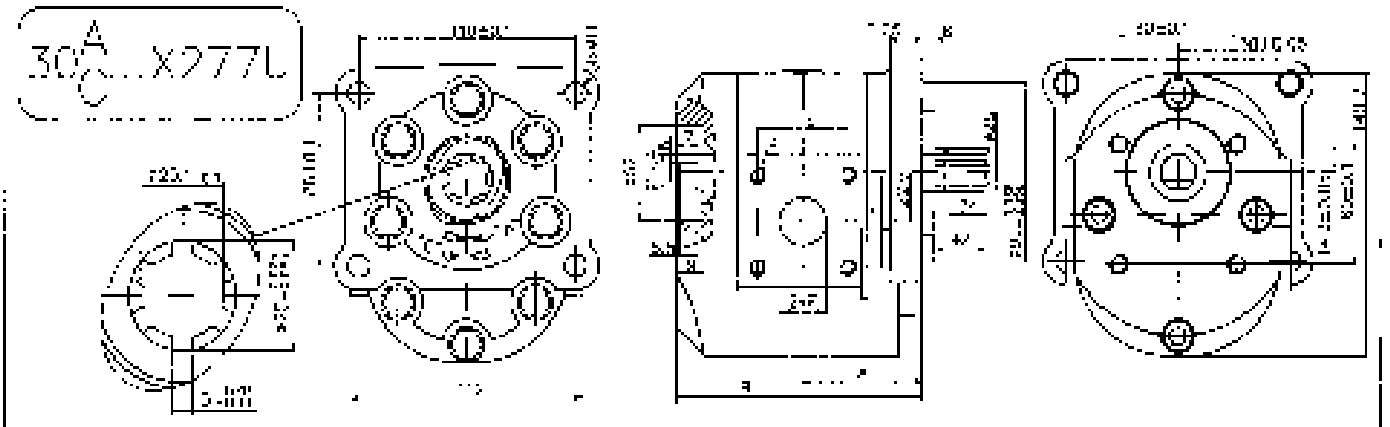

Type / Typ / Тип	Displacement / Foerdervolumen / Рабочий объем	Dimensions / Abmessungen / Размеры										
		A	B	Inlet / Saugseite / Вход					Outlet / Druckseite / Выход			
				E	a	F	M	G	F	a	F	M
	cm³	mm		mm					mm			
30A(C)25x277L	25	72	129.1	46	M8	19			46	M8	19	
30A(C)32x277L	32	76	135.4	48	M8	22			46	M8	22	
30A(C)45x277L	45	72.5	149.4	54	M10	27			54	M10	27	
30A(C)50x277L	50	72.5	153	54	M10	27			54	M10	27	

30 A/C ...X263W

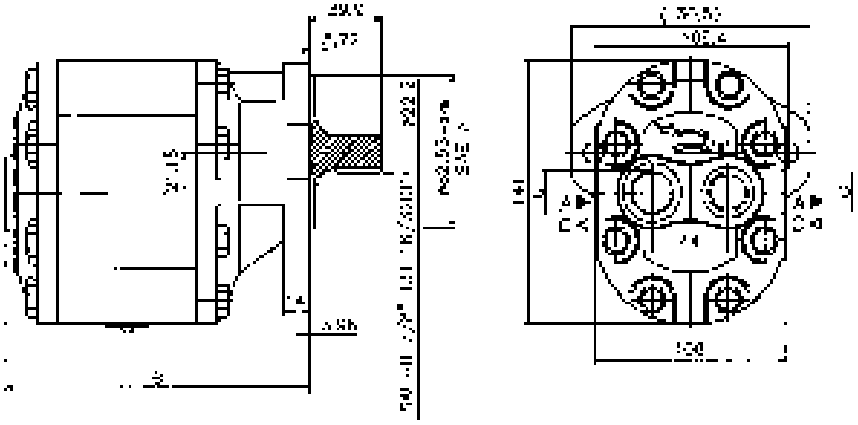

Type / Typ / Тип	Displacement / Fördervolumen / Рабочий объем	Dimensions / Abmessungen / Размеры													
		A	B	Inlet / Saugseite / Вход					Outlet / Druckseite / Выход					Weight / Gewicht / Вес
				a	d	f	w	G	D	c	F	w		G
	cm³	mm		mm					mm					kg
30A/C[illegible]X263W	20	[illegible]	[illegible]					[illegible]						[illegible]
30A/C[illegible]X263W	22.5	[illegible]	[illegible]					[illegible]						[illegible]
30A/C[illegible]X263W	25	[illegible]	[illegible]					[illegible]						[illegible]
30A/C[illegible]X263W	32	[illegible]	[illegible]					[illegible]						[illegible]
30A/C[illegible]X263W	36	[illegible]	[illegible]					[illegible]						[illegible]
30A/C[illegible]X263W	42	[illegible]	[illegible]					[illegible]						[illegible]
30A/C[illegible]X263W	46	[illegible]	[illegible]					[illegible]						[illegible]
30A/C[illegible]X263W	50	[illegible]	[illegible]					[illegible]						[illegible]
30A/C[illegible]X263W	[illegible]	[illegible]	[illegible]					[illegible]						[illegible]

30 A/C ...X263

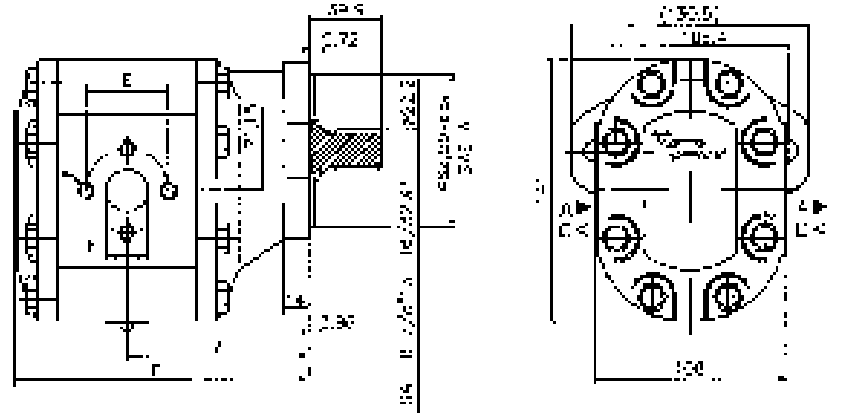

Type / Typ / Тип	Displacement / Fördervolumen / Рабочий объем	Dimensions / Abmessungen / Размеры											
		A	B	Inlet / Saugseite / Вход					Outlet / Druckseite / Выход				Deizoc
				E	d	F	w	G	D	c	F	w	G
	cm³	mm		mm					mm				
30A/C[illegible]X263W	20	92.8	147.8	[illegible]	[illegible]	[illegible]			[illegible]	[illegible]	[illegible]		
30A/C[illegible]X263W	22.5	92.3	148.4	[illegible]	[illegible]	[illegible]			[illegible]	[illegible]	[illegible]		
30A/C[illegible]X263W	25	92.8	147.8	[illegible]	[illegible]	[illegible]			[illegible]	[illegible]	[illegible]		
30A/C[illegible]X263W	32	[illegible]	168.2	[illegible]	[illegible]	[illegible]			[illegible]	[illegible]	[illegible]		
30A/C[illegible]X263W	36	102.5	168.2	[illegible]	[illegible]	[illegible]			[illegible]	[illegible]	[illegible]		
30A/C[illegible]X263W	[illegible]	103.2	172.5	[illegible]	[illegible]	[illegible]			[illegible]	[illegible]	[illegible]		
30A/C[illegible]X263W	46	107.2	176.3	[illegible]	[illegible]	[illegible]			[illegible]	[illegible]	[illegible]		
30A/C[illegible]X263W	50	109	178.5	[illegible]	[illegible]	[illegible]			[illegible]	[illegible]	[illegible]		
30A/C[illegible]X263W	55	111.2	184.4	[illegible]	[illegible]	[illegible]			[illegible]	[illegible]	[illegible]		

Hydraulic Gear Pumps
Hydraulische Zahnradpumpen
Шестеренные насосы

Gr. 30 200 Bar

30A/C...X378..

p_{max} = 175 bar

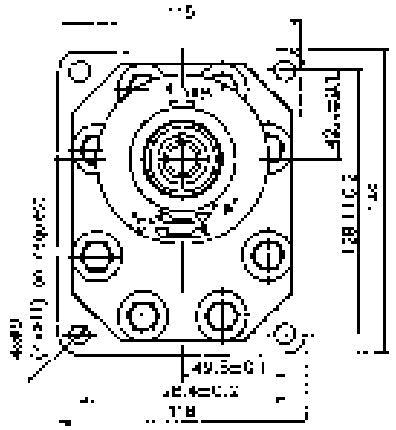

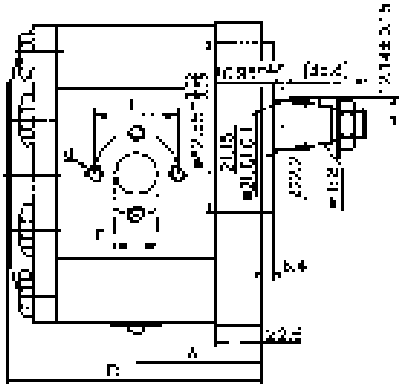

Type Typ Тип	Displacement Fördervolumen Рабочий объем	Dimensions Abmessungen Размеры												
		A	B	Inlet Saugseite Вход				Outlet Druckseite Выход						
				F	d	F	M	G	E	d	F	M	G
	cm³	mm												
30A(C)25X378H	25	80.2	124.7	40	M8	19	M22x1.5	G3/4	40	M8	19	M22x1.5	G3/4
30A(C)32X378	32	82	128.3	50	M10	27	M33x1.5	G 1	40	M8	19	M22x1.5	G3/4
40A(C)32X378	32	85.9	137.5	50	M10	27	M33x1.5	G 1	40	M8	19	M22x1.5	G3/4
30A(C)36X378	36	83.5	131.4	50	M10	27	M33x1.5	G 1	40	M8	19	M22x1.5	G3/4
30A(C)38X378H	38	88	140.5	50	M10	27	M33x1.5	G 1	40	M8	19	M22x1.5	G3/4

30A/C...X324..

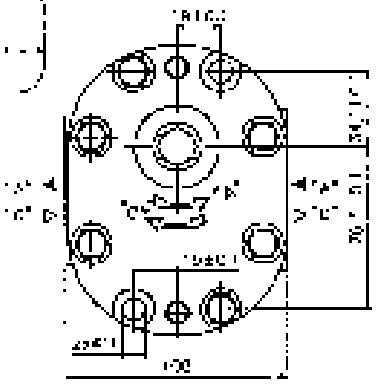

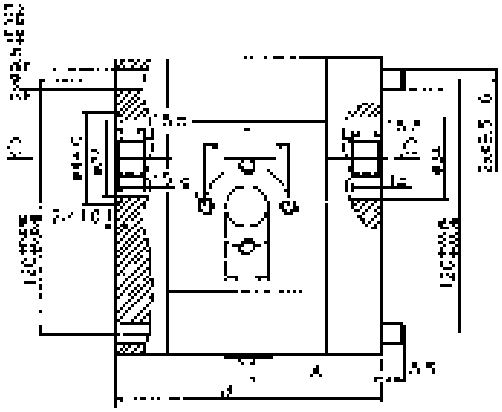

Type Typ Тип	Displacement Fördervolumen Рабочий объем	Dimensions Abmessungen Размеры									
		A	B	Inlet Saugseite Вход				Outlet Druckseite Выход			
				F	d	F	M	G	E	d	F	M	G
	cm³	mm									
30A(C)22X324H	22	58.4	116.7	40	M8	19			40	M8	19
30A(C)22X324H	22.5	58.9	115.7	40	M8	19			40	M8	19
30A(C)25X324	25	60.8	121.1	40	M8	19			40	M8	19
30A(C)27X324	28	62.4	124.7	40	M8	19			40	M8	19
30A(C)32X324	32	64.2	128.3	50	M10	27			40	M8	19
40A(C)32X324H	32	68.7	137.5	50	M10	27			40	M8	19
30A(C)36X324	36	66.7	131.4	50	M10	27			40	M8	19
30A(C)38X324H	38	70.3	140.5	50	M10	27			40	M8	19
30A(C)42X324	42	68.5	137	50	M10	27			40	M8	19
30A(C)43X324H	43	73	145.1	50	M10	27			40	M8	19
30A(C)46X324H	46	74.9	149.8	50	M10	27			40	M8	19
30A(C)50X324H	50	76.7	153.4	50	M10	27			40	M8	19
30A(C)55X324H	55	79	157.9	50	M10	27			40	M8	19
30A(C)60X324H	60	81.2	162.4	50	M10	27			40	M8	19

GENERAL CONDITIONS

The maximal revolutions of the tandem (triple) pumps are determined by the pump which has the lowest speed of rotation (as a single pump)
It is recommended an additional fixing against console hanging of the tandem (triple) pumps that are exposed to vibrations.
The maximal working pressure of each section should not exceed 200 bar.
In case when the driven pump (IInd section) has greather displacement than the driving pump (Ist section) the working pressure of the IInd section should not exceed the indicated pressure in the table.

ALLGEMEINE BEDINGUNGEN

Die maximale Drehezal der Doppel- (Drei-) Zahnradpumpen wird nach der Pumpe mit der niedrigen Drehfrequenz (als Einzelpumpe) bestimmt.
Bei Vibrationen sollen die Doppelzahnradpumpen, bzw. Dreistrompumpen, zusaetzlich gegen Konsoledurchbiegung befestigt sein.
Die maximale Betriebsdruck jeder Einheit soll 200 bar nicht ubersteigen.
Falls die angetreibene Pumpe (II Einheit) ein grosswertiges Geometrievolumen als die antriebende (I Einheit) hat, soll der Betriebsdruck der II Einheit nicht den in der Tabelle gegebenen Wert ubersteigen.

ОБЩИЕ ТРЕБОВАНИЯ

Максималные обороты сдвоенных (строенных) насосов определяются насосом наименьшей частоты вращения данной комбинации (как одинарный насос).
При сдвоенных (строенных) насосах подложеных вибрациям, надо предусмотреть дополнительное крепление против провисания (конзольное крепление).
Максимальное рабочее давление каждой секции не надо превышать 200 bar.
В случае когда водимый насос (II секция) имеет больший рабочий объем чем ведущий насос (I секции), рабочее давление II секции не должно превышать указанного давления в таблице:

Group Gruppe [bar] Группа	q [cm^3]	p_{max}
I	3.15 (3.65) 4.2 (5) 5.7 (6.1)	230 190 160
II	16 19 22 25	230 190 160 130

ORDERING CODE
BESTELLANGABEN
СПОСОБ ЗАЯВЛЕНИЯ

** ******* / ******** (/********)

GROUP COMBINATION:
GRUPPENKOMBINAZION:
КОМБИНАЦИЯ ГРУППЫ:

11 - 10/10 Gr.
21 - 20/10 Gr.
22 - 20/20 Gr.
221 - 20/20/10 Gr.
222 - 20/20/20 Gr

THE FIRST SECTION DESIGNATION
See page II (single pump)
BEZEICHNUNG DER I. PUMPE
Einheit laut S. II (Einzeilpumpe)
ОБОЗНАЧЕНИЕ ПЕРВОЙ СТЕПЕНИ
См. стр. II

THE THIRD SECTION DESIGNATION
See page II (single pump)
BEZEICHNUNG DER III. PUMPE
Eincheit laut S. II (Einzeilpumpe)
ОБОЗНАЧЕНИЕ ТРЕТОЙ СТЕПЕНИ
См. стр. II

THE SECOND SECTION DESIGNATION
Acc. to page II (single pump)
BEZEICHNUNG DER II. PUMPE
Einheit laut S. II (Einzeilpumpe)
ОБОЗНАЧЕНИЕ ВТОРОЙ СТЕПЕНИ
См. стр. II

Example:
2 2 2 A 1 9 X 1 6 7 / A 1 1 X 1 5 6 / A8.2X066
- triple gear pump 20/20/20 group; anticlockwise rotation; shaft output through the front cover and displacement respectively 19 cm³, 11 cm³ and 8.2 cm³.

Beispiel:
2 2 2 A 1 9 X 1 6 7 / A 1 1 X 1 5 6 / A8.2X066
Dreistromzahnradpumpe 20/20/20 Gruppe; Dreherichtung gegen das Uhrzeigersinn; Wellenausgang durch Bohrungen an Vorderdeckel und Voerdervolumen - 19 cm³, 11 cm³ u. 8.2 cm³.

Пример:
2 2 2 A 1 9 X 1 6 7 / A 1 1 X 1 5 6 / A8.2X066 - Трехстепенный шестеренный насос 20/20/20 группа; направление вращения против часовой стрелки, вал выходит через переднюю крышку ра-бочие объемы 19 cm³, 11 cm³ и 8.2 cm³.

Tandem Gear Pumps
Doppelzahnradpumpen
Сдвоеные насосы

Gr. 11 250 Bar

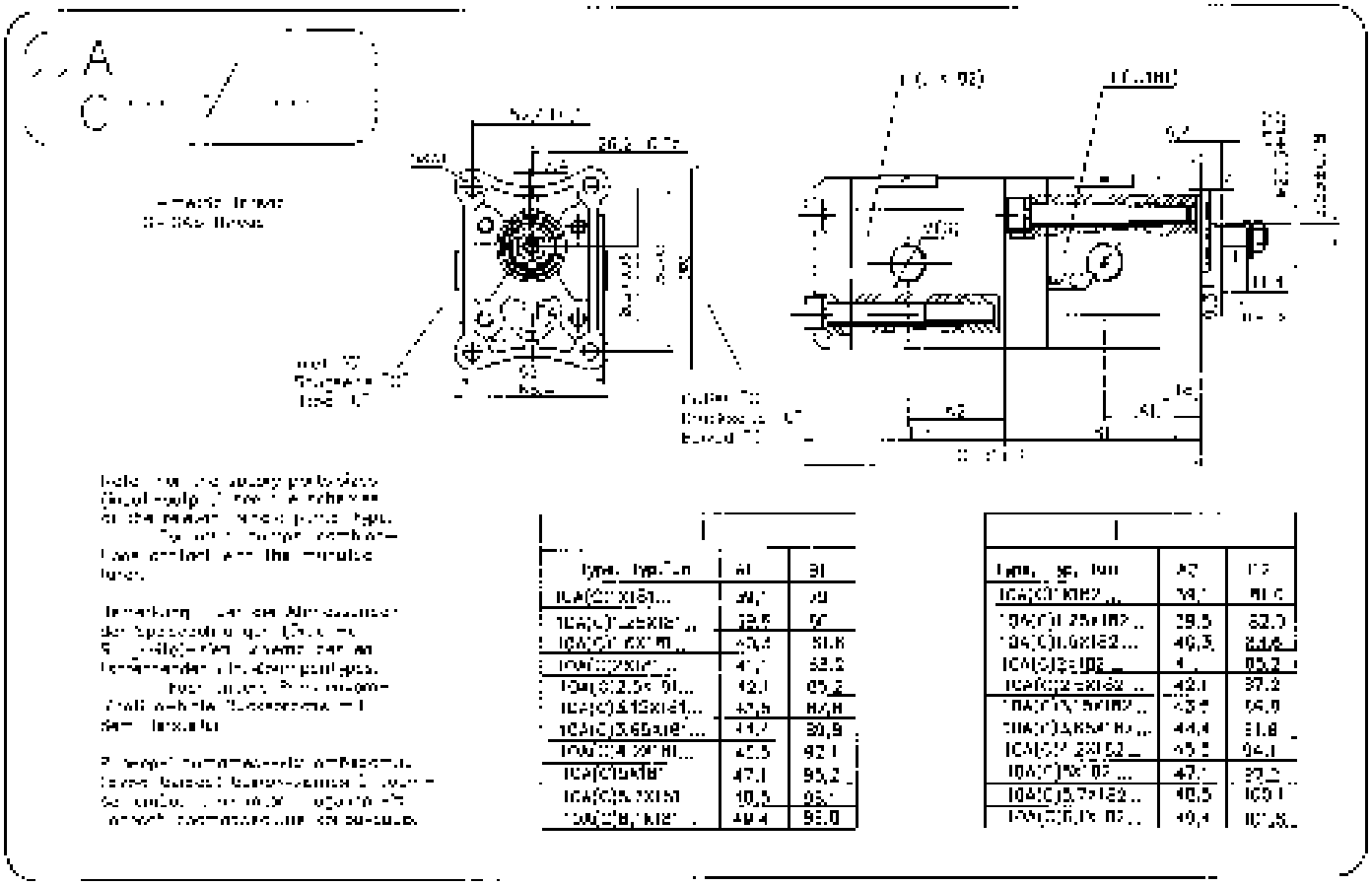

Type, Typ, Тип	A1	B1
[illegible]	[illegible]	[illegible]
[illegible]	[illegible]	[illegible]
[illegible]	[illegible]	[illegible]
[illegible]	[illegible]	[illegible]
[illegible]	[illegible]	[illegible]
[illegible]	[illegible]	[illegible]
[illegible]	[illegible]	[illegible]
[illegible]	[illegible]	[illegible]
[illegible]	[illegible]	[illegible]
[illegible]	[illegible]	[illegible]
[illegible]	[illegible]	[illegible]
[illegible]	[illegible]	[illegible]

Type, Typ, Тип	A2	B2
[illegible]	[illegible]	[illegible]
[illegible]	[illegible]	[illegible]
[illegible]	[illegible]	[illegible]
[illegible]	[illegible]	[illegible]
[illegible]	[illegible]	[illegible]
[illegible]	[illegible]	[illegible]
[illegible]	[illegible]	[illegible]
[illegible]	[illegible]	[illegible]
[illegible]	[illegible]	[illegible]
[illegible]	[illegible]	[illegible]
[illegible]	[illegible]	[illegible]
[illegible]	[illegible]	[illegible]

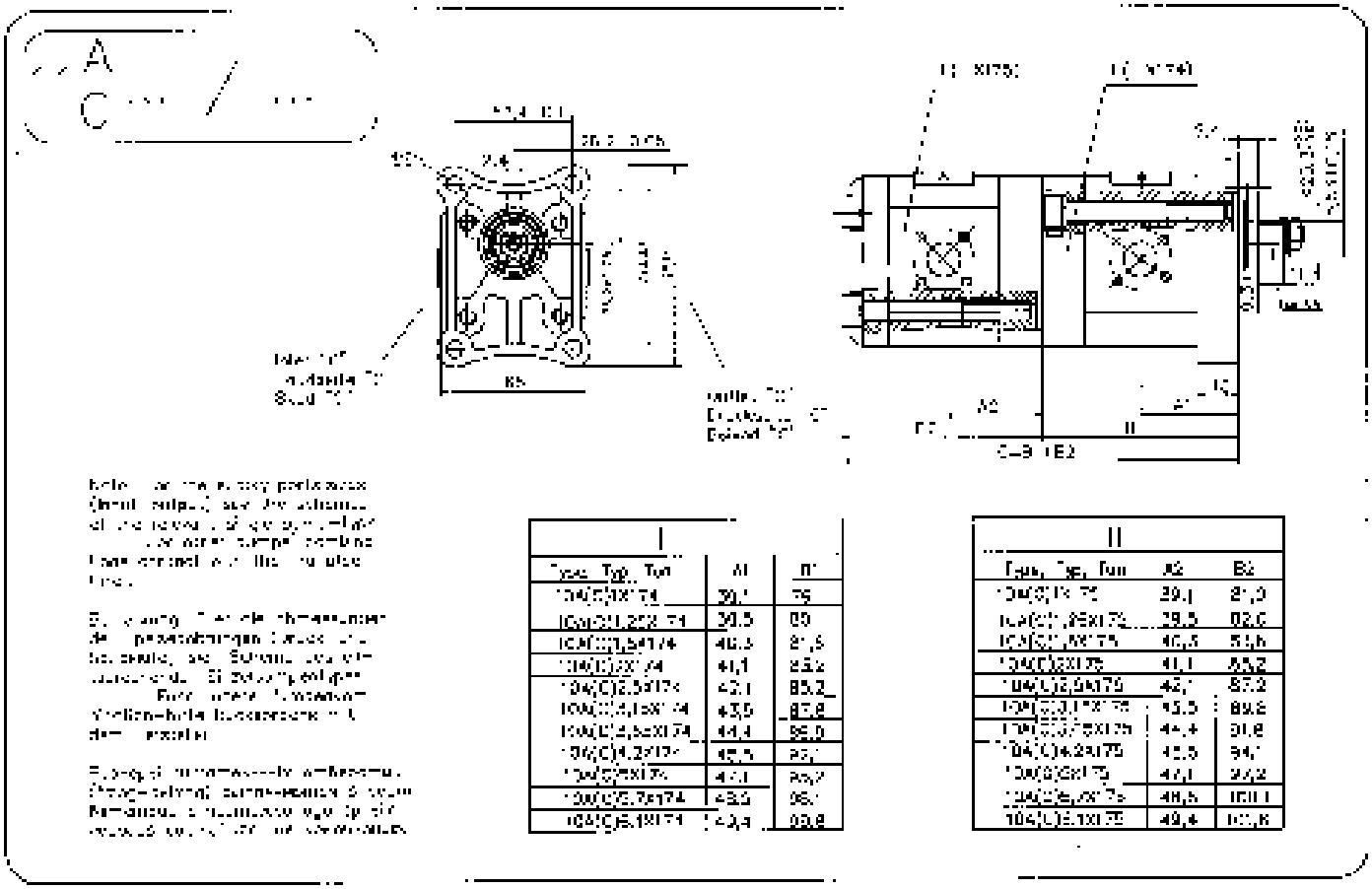

Type, Typ, Тип	A1	B1
[illegible]	[illegible]	[illegible]
[illegible]	[illegible]	[illegible]
[illegible]	[illegible]	[illegible]
[illegible]	[illegible]	[illegible]
[illegible]	[illegible]	[illegible]
[illegible]	[illegible]	[illegible]
[illegible]	[illegible]	[illegible]
[illegible]	[illegible]	[illegible]
[illegible]	[illegible]	[illegible]
[illegible]	[illegible]	[illegible]
[illegible]	[illegible]	[illegible]
[illegible]	[illegible]	[illegible]

Type, Typ, Тип	A2	B2
[illegible]	[illegible]	[illegible]
[illegible]	[illegible]	[illegible]
[illegible]	[illegible]	[illegible]
[illegible]	[illegible]	[illegible]
[illegible]	[illegible]	[illegible]
[illegible]	[illegible]	[illegible]
[illegible]	[illegible]	[illegible]
[illegible]	[illegible]	[illegible]
[illegible]	[illegible]	[illegible]
[illegible]	[illegible]	[illegible]
[illegible]	[illegible]	[illegible]
[illegible]	[illegible]	[illegible]

Tandem Gear Pumps
Doppelzahnradpumpen
Сдвоеные насосы

Gr. 21 250 Bar

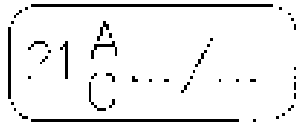

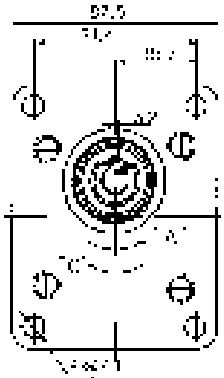

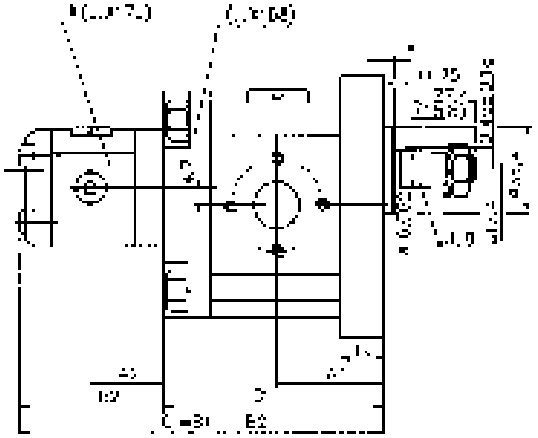

I		
Type Typ Тип	A1	B1
20A(C)4,5x168	42,5	89,7
20A(C)6,3x168	44	92,7
20A(C)8,2x168	45,5	95,6
20A(C)10,2x168	47	98,7
20A(C)12,5x168	48	100,7
20A(C)13x168	48,8	103
20A(C)14x168	50	105,1
20A(C)15x168	51	106,6
20A(C)16x168	52	108,3
20A(C)18x168	54	113,2
20A(C)22x168	57	118,2
20A(C)25x168	59,2	123,1

Type Typ Тип	A2	B2
10A(C)1,6x179	39,1	81
10A(C)1,25x179	39,5	82
10A(C)1,6x179	40,3	83,6
10A(C)2x179	41	85,2
10A(C)2,5x179	42,10	87,2
10A(C)3,15x179	43,5	89,8
10A(C)3,65x179	44,4	91,85
10A(C)4,2x179	45,5	94,1
10A(C)5x179	47,1	97,2
10A(C)5,75x179	48,5	100,1
10A(C)6,3x179	49,4	101,8

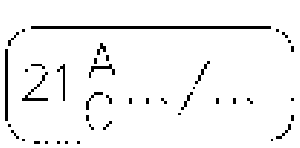

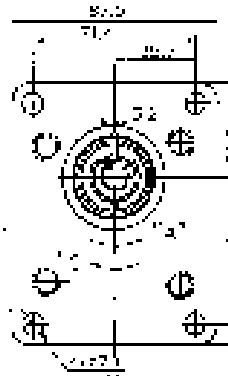

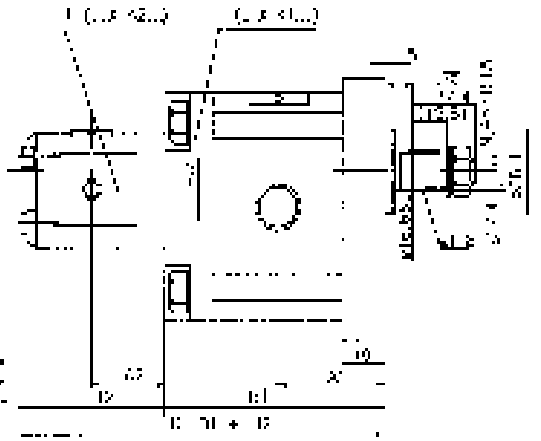

Type Typ Тип	A1	B1
20A(C)4,5x141	42,5	90,7
20A(C)6,3x141	44	93,7
20A(C)8,2x141	45,5	96,6
20A(C)10x141	47	98,7
20A(C)12x141	48	100,7
20A(C)13x141	48,8	103
20A(C)14x141	50	105,1
20A(C)15x141	51	106,6
20A(C)16x141	52	108,3
20A(C)18x141	54	113,2
20A(C)22x141	57	118,2
20A(C)25x141	59,2	123,1

II		
Type Typ Тип	A2	B2
10A(C)1x142	39,1	81
10A(C)1,25x142	39,5	82
10A(C)1,6x142	40,3	83,6
10A(C)2x142	41	85,2
10A(C)2,5x142	42,10	87,2
10A(C)3,15x142	43,5	89,8
10A(C)3,65x142	44,4	91,85
10A(C)4,2x142	45,5	94,1
10A(C)5x142	47,1	97,2
10A(C)5,75x142	48,5	100,1
10A(C)6,3x142	49,4	101,8

Tandem Gear Pumps
Doppelzahnradpumpen
Сдвоеные насосы

Gr. 22 250 Bar

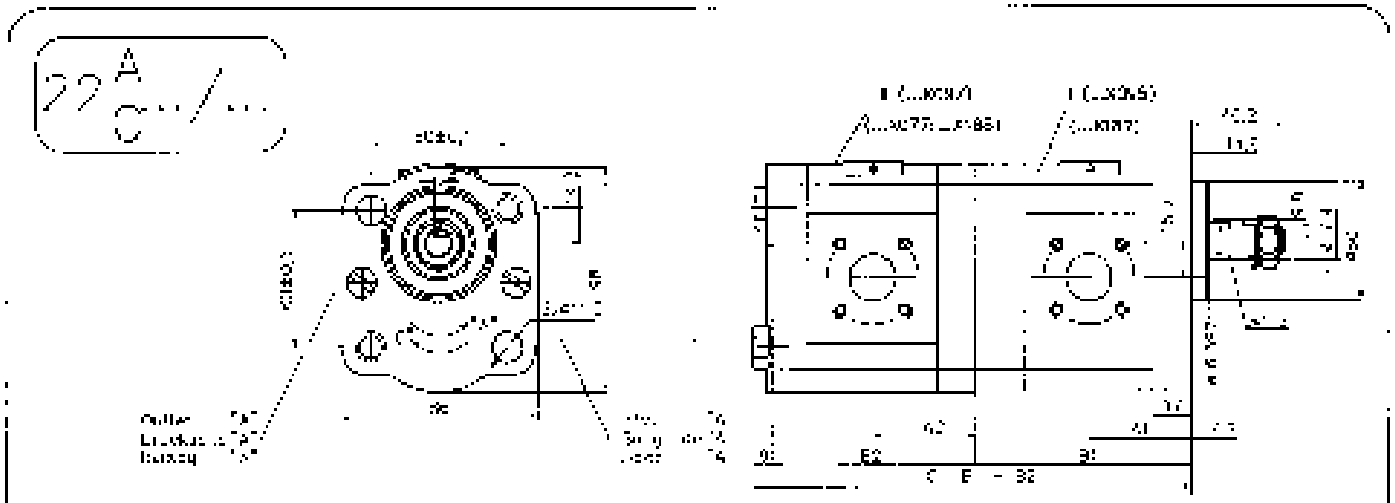

I		
Type Typ Тип	A1	B1
20A(C)4,5x095	40,5	57,2
20A(C)6,3x095	42	60,5
20A(C)8,2x095	43,5	63,1
20A(C)10x095	45	65,2
20A(C)11x095	46	66,2
20A(C)12x095	46,6	67,5
20A(C)14x095	48	69,6
20A(C)15x095	49	104,1
20A(C)16x095	50	105,5
20A(C)18x095	52	110,7
20A(C)22x095	54	113,5
20A(C)25x095	57,2	118,4

II		
Type Typ Тип	A2	B2
20A(C)4,5x097	40,6	78
20A(C)6,3x097	42	81
20A(C)8,2x097	43,5	83,9
20A(C)10x097	45	87
20A(C)11x097	46	88,1
20A(C)12x097	46,6	90,3
20A(C)14x097	48	93,4
20A(C)15x097	49	95
20A(C)16x097	50	98,5
20A(C)18x097	52	101,5
20A(C)22x097	54	106,5
20A(C)25x097	57,2	112,1

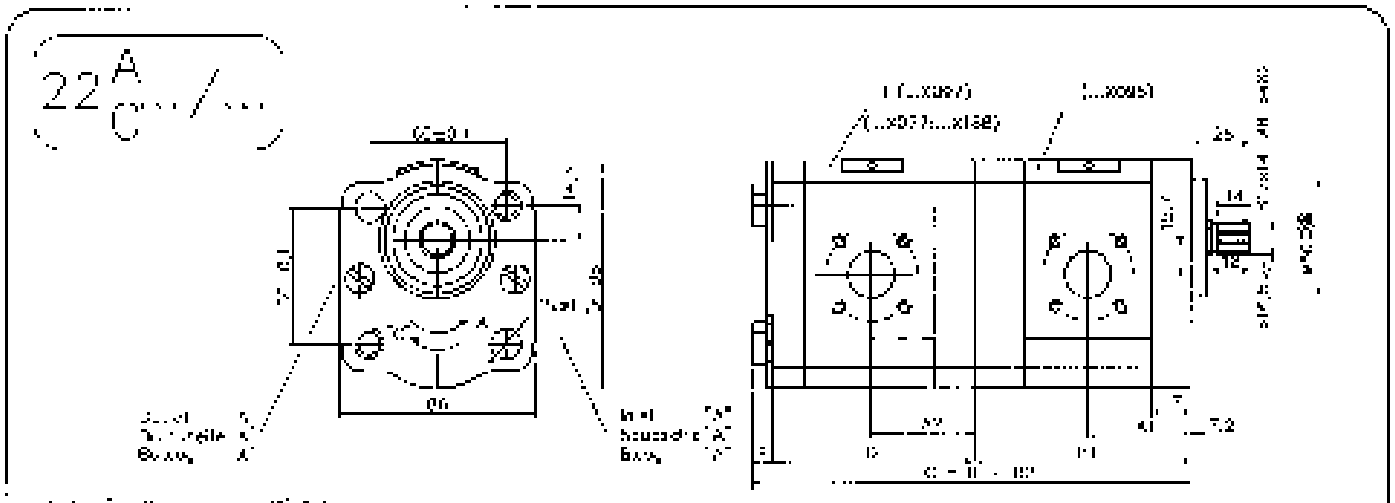

I		
Type Typ Тип	A1	B1
20A(C)4,5x096	40,5	58
20A(C)6,3x096	42	60
20A(C)8,2x096	43,5	61
20A(C)10x096	45	64
20A(C)11x096	46	66
20A(C)12x096	46,6	67,3
20A(C)14x096	48	100,4
20A(C)15x096	49	102
20A(C)16x096	50	104,6
20A(C)18x096	52	108,5
20A(C)22x096	54	113,5
20A(C)25x096	57,2	118,4

II		
Type Typ Тип	A2	B2
20A(C)4,5x097	40,6	78
20A(C)6,3x097	42	81
20A(C)8,2x097	43,5	83,9
20A(C)10x097	45	87
20A(C)11x097	46	88,1
20A(C)12x097	46,6	90,3
20A(C)14x097	48	93,4
20A(C)15x097	49	95
20A(C)16x097	50	98,5
20A(C)18x097	52	101,5
20A(C)22x097	54	106,5
20A(C)25x097	57,2	112,1

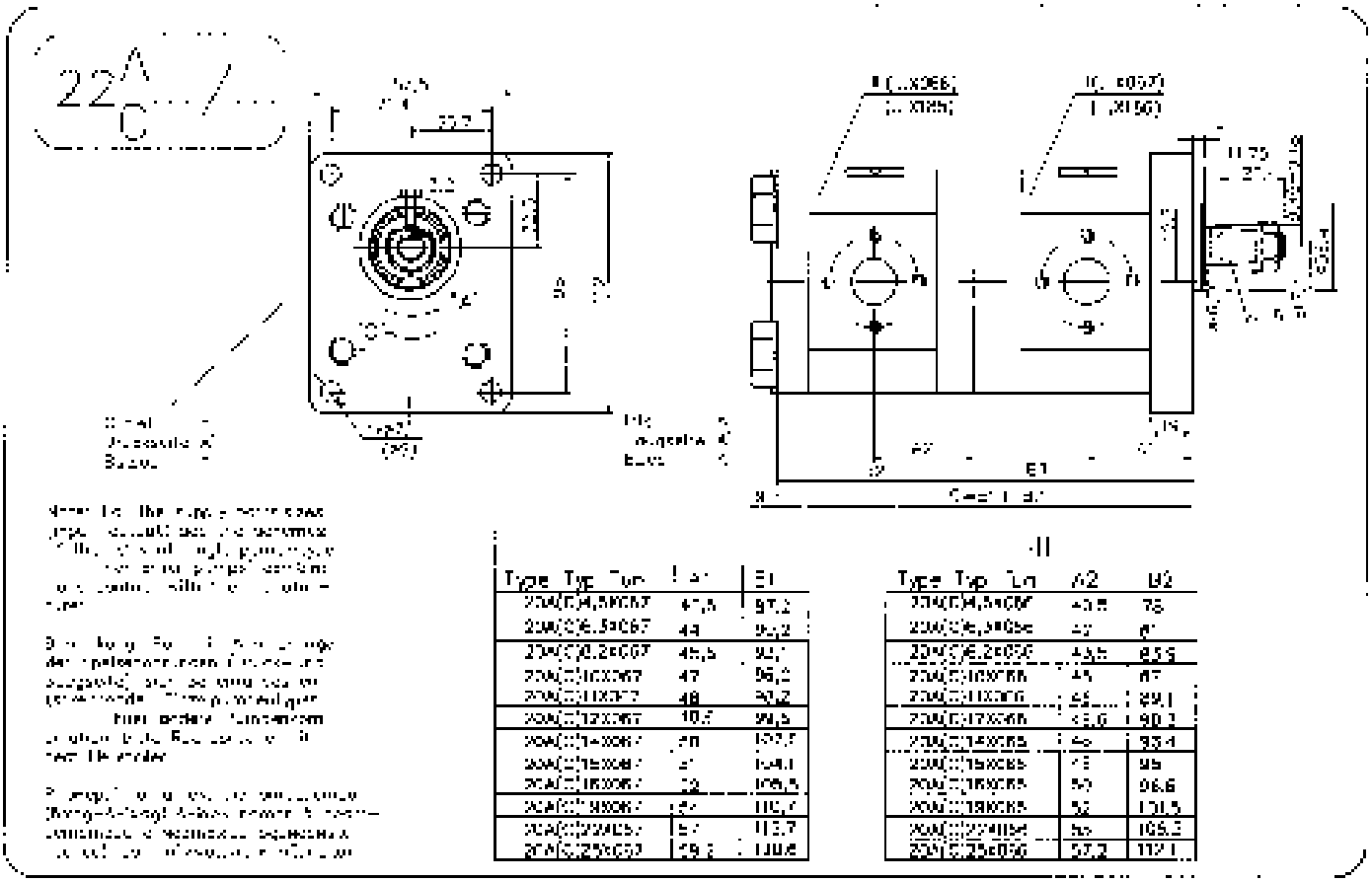

Type	Typ	Тип	A1	B1
22A(C)4,5x067			42,5	87,2
22A(C)6,5x067			44	90,2
22A(C)8,25x067			45,5	93,1
22A(C)10x067			47	96,2
22A(C)11x067			48	98,2
22A(C)12x067			48,5	99,5
22A(C)14x067			50	102,5
22A(C)15x067			51	104,1
22A(C)16x067			52	106,5
22A(C)18x067			54	110,7
22A(C)22x067			57	113,7
22A(C)25x067			59,2	118,6

II

Type	Typ	Тип	A2	B2
22A(C)4,5x067			43,5	78
22A(C)6,5x067			44	81
22A(C)8,25x067			45,5	83,9
22A(C)10x067			45	87
22A(C)11x067			46	89,1
22A(C)12x067			46,5	90,3
22A(C)14x067			48	93,4
22A(C)15x067			49	95
22A(C)16x067			50	96,6
22A(C)18x067			52	101,5
22A(C)22x067			55	106,3
22A(C)25x067			57,2	112,1

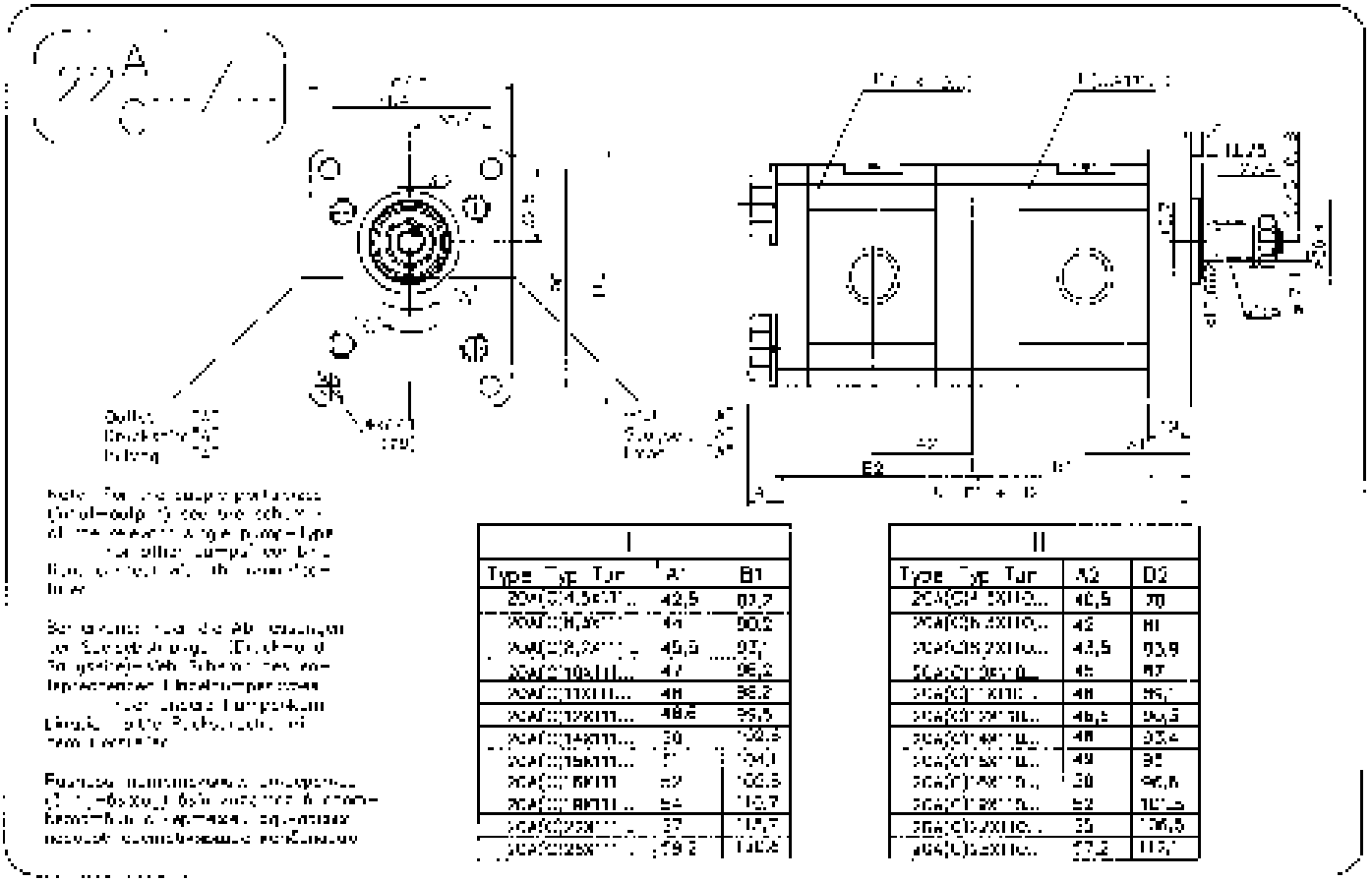

I

Type	Typ	Тип	A1	B1
22A(C)4,5x111...			42,5	83,7
22A(C)6,5x111...			44	90,2
22A(C)8,25x111...			45,5	93,1
22A(C)10x111...			47	96,2
22A(C)11x111...			48	98,2
22A(C)12x111...			48,5	99,5
22A(C)14x111...			50	102,5
22A(C)15x111...			51	104,1
22A(C)16x111			52	106,5
22A(C)18x111...			54	110,7
22A(C)22x111...			57	113,7
22A(C)25x111...			59,2	118,6

II

Type	Typ	Тип	A2	B2
22A(C)4,5x110...			40,5	70
22A(C)6,5x110...			42	81
22A(C)8,25x110...			43,5	83,9
22A(C)10x110...			45	87
22A(C)11x110...			46	89,1
22A(C)12x110...			46,5	90,3
22A(C)14x110...			48	93,4
22A(C)15x110...			49	95
22A(C)16x110...			50	96,6
22A(C)18x110...			52	101,5
22A(C)22x110...			55	106,5
22A(C)25x110...			57,2	112,1

Tandem Gear Pumps
Doppelzahnradpumpen
Сдвоеные насосы

Gr. 22 250 Bar

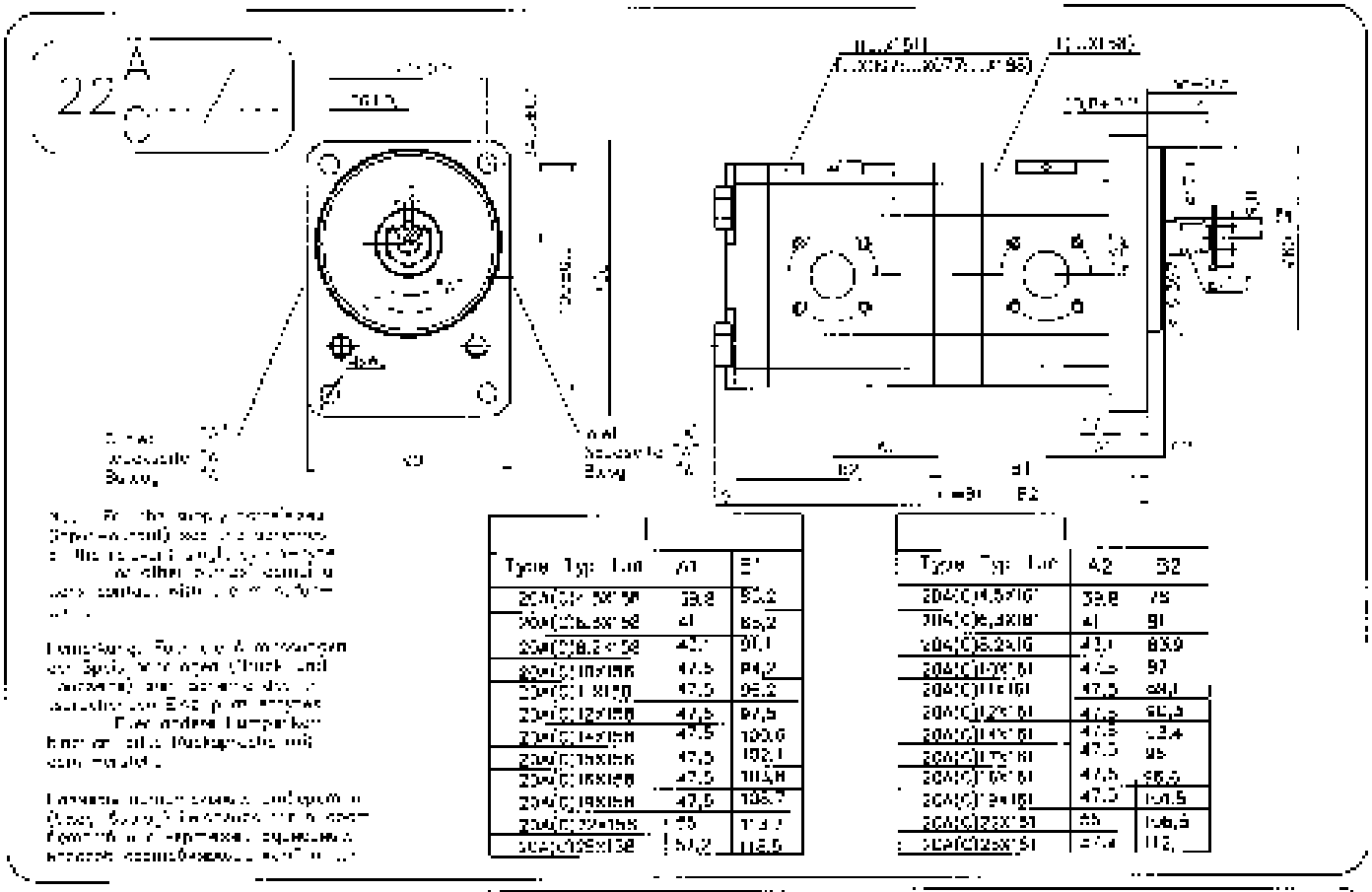

Type Typ Тип	A1	B1
20A(C)4.5x10B	39.8	80.2
20A(C)6.3x10B	41	85.2
20A(C)8.2x10B	42.7	90.1
20A(C)10x10B	47.5	94.2
20A(C)11x10B	47.5	96.2
20A(C)12x10B	47.5	97.5
20A(C)14x10B	47.5	100.6
20A(C)16x10B	47.5	102.1
20A(C)18x10B	47.5	103.8
20A(C)19x10B	47.5	105.7
20A(C)22x10B	55	[illegible]
20A(C)25x10B	57.2	113.5

Type Typ Тип	A2	B2
20A(C)4.5x10B	39.8	75
20A(C)6.3x10B	41	81
20A(C)8.2x10B	41.1	83.9
20A(C)10x10B	47.5	87
20A(C)11x10B	47.5	88.1
20A(C)12x10B	47.5	90.3
20A(C)14x10B	47.5	93.4
20A(C)16x10B	47.5	95
20A(C)18x10B	47.5	96.5
20A(C)19x10B	47.5	98.5
20A(C)22x10B	55	106.5
20A(C)25x10B	57.4	112

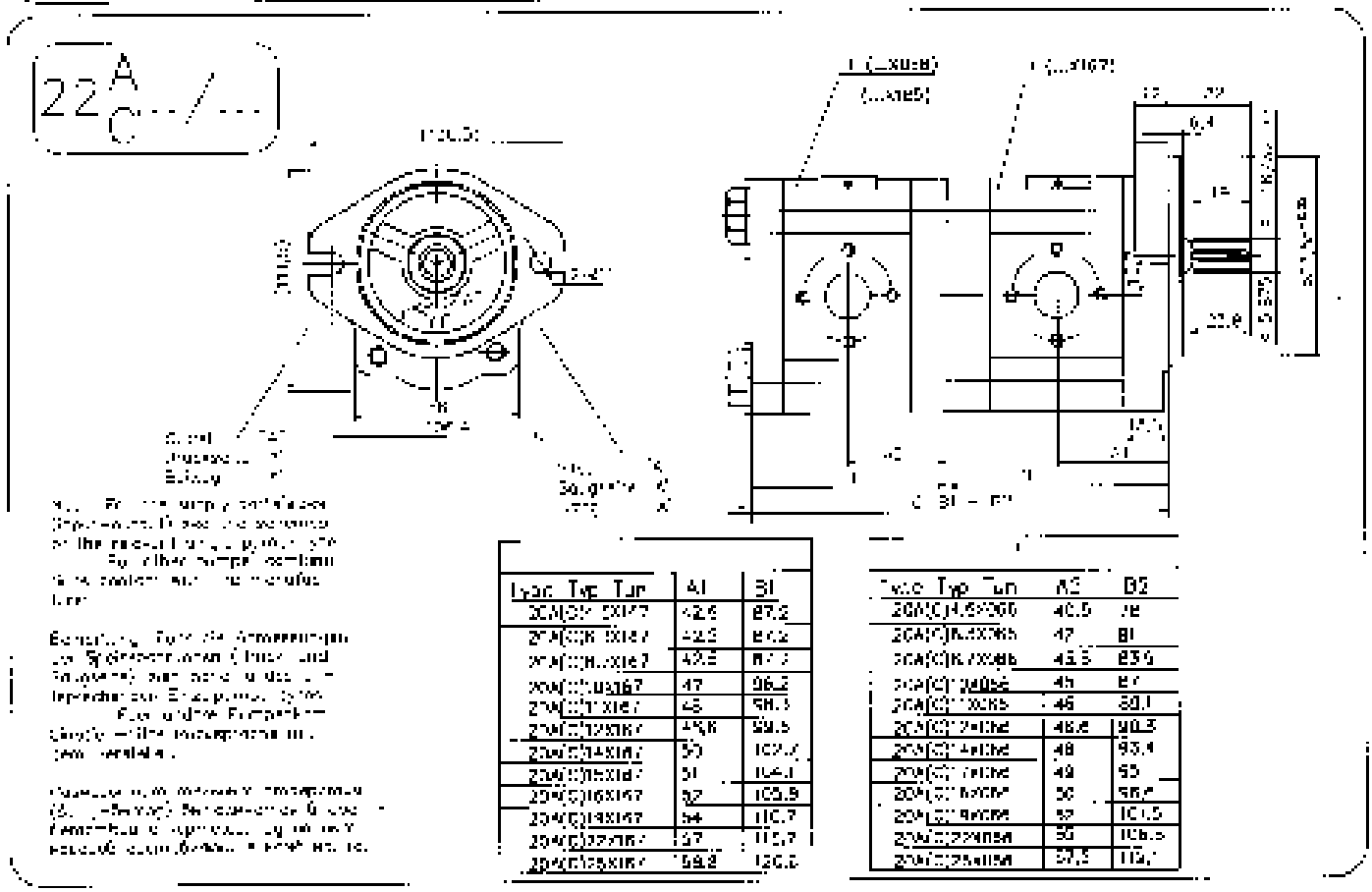

Type Typ Тип	A1	B1
20A(C)4.5x16B	42.6	87.2
20A(C)6.3x16B	42.5	87.2
20A(C)8.2x16B	42.5	87.2
20A(C)10x16B	47	96.2
20A(C)11x16B	48	98.3
20A(C)12x16B	48.8	99.5
20A(C)14x16B	50	102.2
20A(C)16x16B	51	104.1
20A(C)18x16B	52	105.9
20A(C)19x16B	54	110.7
20A(C)22x16B	57	112.7
20A(C)25x16B	59.2	120.2

Type Typ Тип	A2	B2
20A(C)4.5x16B	40.5	78
20A(C)6.3x16B	47	81
20A(C)8.2x16B	45.5	83.5
20A(C)10x16B	46	87
20A(C)11x16B	46	88.1
20A(C)12x16B	46.8	90.3
20A(C)14x16B	48	93.4
20A(C)16x16B	49	95
20A(C)18x16B	50	96.5
20A(C)19x16B	52	101.5
20A(C)22x16B	55	106.5
20A(C)25x16B	57.5	112

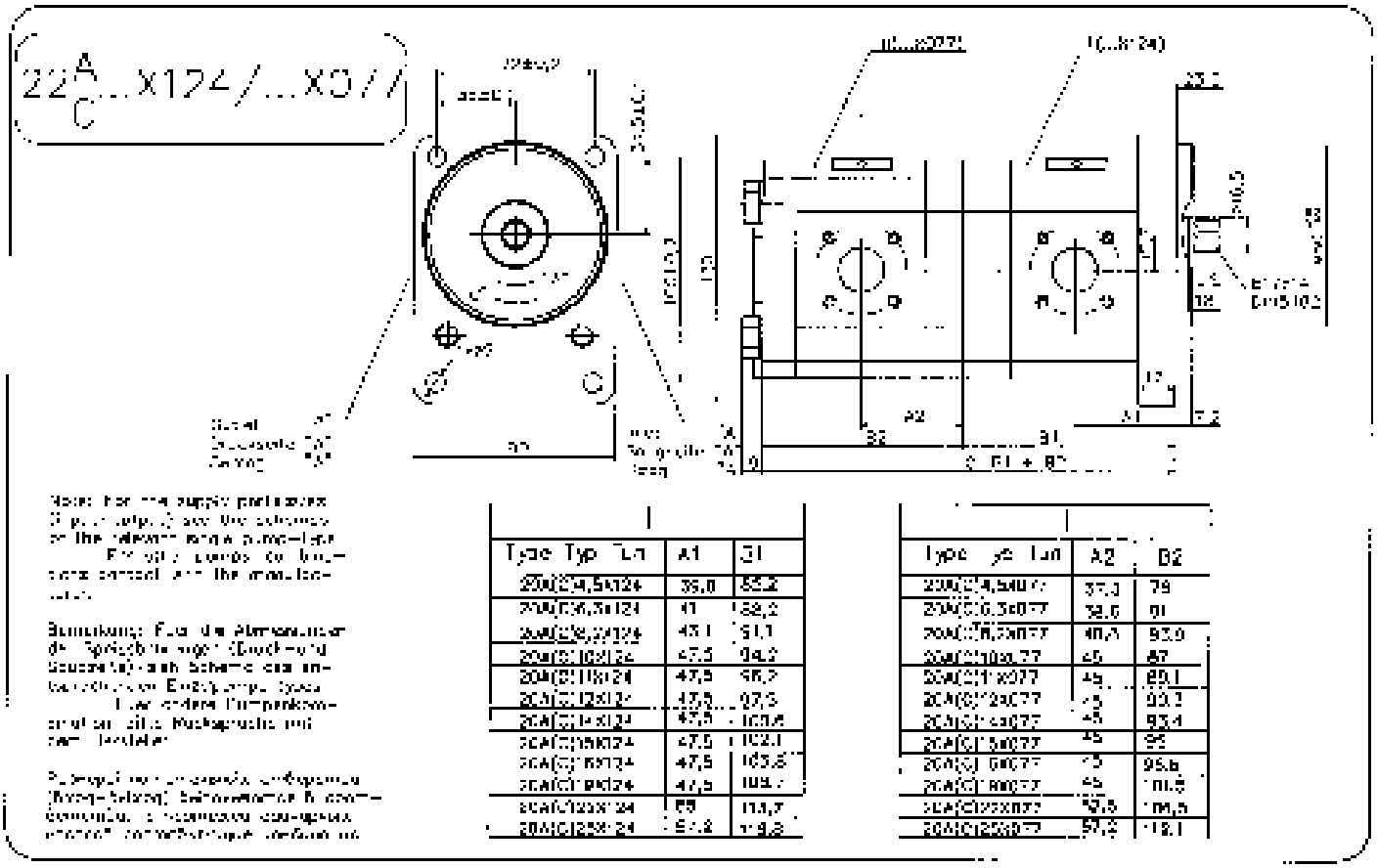

Type Typ Тип	A1	B1
20A(C)4,5X124	36,0	55,2
20A(C)6,3X124	41	58,2
20A(C)8,2X124	43,1	61,1
20A(C)10X124	47,5	64,2
20A(C)11X124	47,5	66,2
20A(C)12X124	47,5	67,5
20A(C)14X124	47,5	100,6
20A(C)16X124	47,5	102,1
20A(C)18X124	47,5	103,6
20A(C)19X124	47,5	104,7
20A(C)22X124	55	113,7
20A(C)25X124	57,2	116,8

Type Typ Тип	A2	B2
20A(C)4,5X077	37,3	79
20A(C)6,3X077	38,0	81
20A(C)8,2X077	40,5	83,0
20A(C)10X077	45	87
20A(C)11X077	45	89,1
20A(C)12X077	45	90,3
20A(C)14X077	45	93,4
20A(C)16X077	45	95
20A(C)18X077	45	96,6
20A(C)19X077	45	98,6
20A(C)22X077	50,5	104,5
20A(C)25X077	50,5	112,1

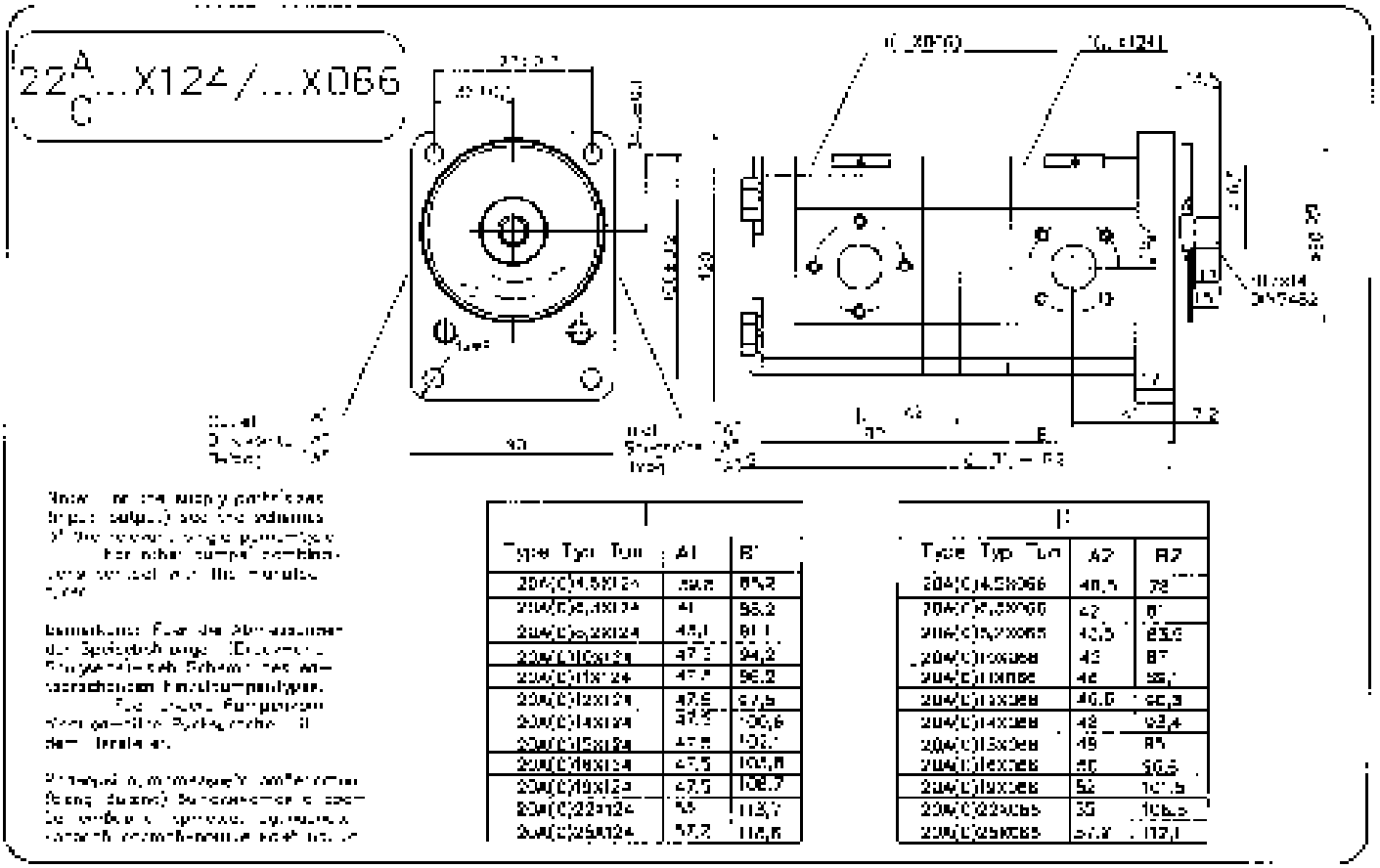

Type Typ Тип	A1	B1
20A(C)4,5X124	36,0	55,2
20A(C)6,3X124	41	58,2
20A(C)8,2X124	43,1	61,1
20A(C)10X124	47,5	64,2
20A(C)11X124	47,5	66,2
20A(C)12X124	47,5	67,5
20A(C)14X124	47,5	100,6
20A(C)15X124	47,5	102,1
20A(C)16X124	47,5	103,6
20A(C)19X124	47,5	104,7
20A(C)22X124	55	113,7
20A(C)25X124	57,2	116,8

Type Typ Тип	A2	B2
20A(C)4,5X066	40,5	78
20A(C)6,3X066	42	81
20A(C)8,2X066	43,5	83,0
20A(C)10X066	45	87
20A(C)11X066	46	88,1
20A(C)12X066	46,5	90,3
20A(C)14X066	48	93,4
20A(C)15X066	49	95
20A(C)16X066	50	96,6
20A(C)19X066	52	100,5
20A(C)22X066	53	106,5
20A(C)25X066	54,5	112,1

Tandem Gear Pumps
Doppelzahnradpumpen
Сдвоеные насосы

Gr. 22 250 Bar

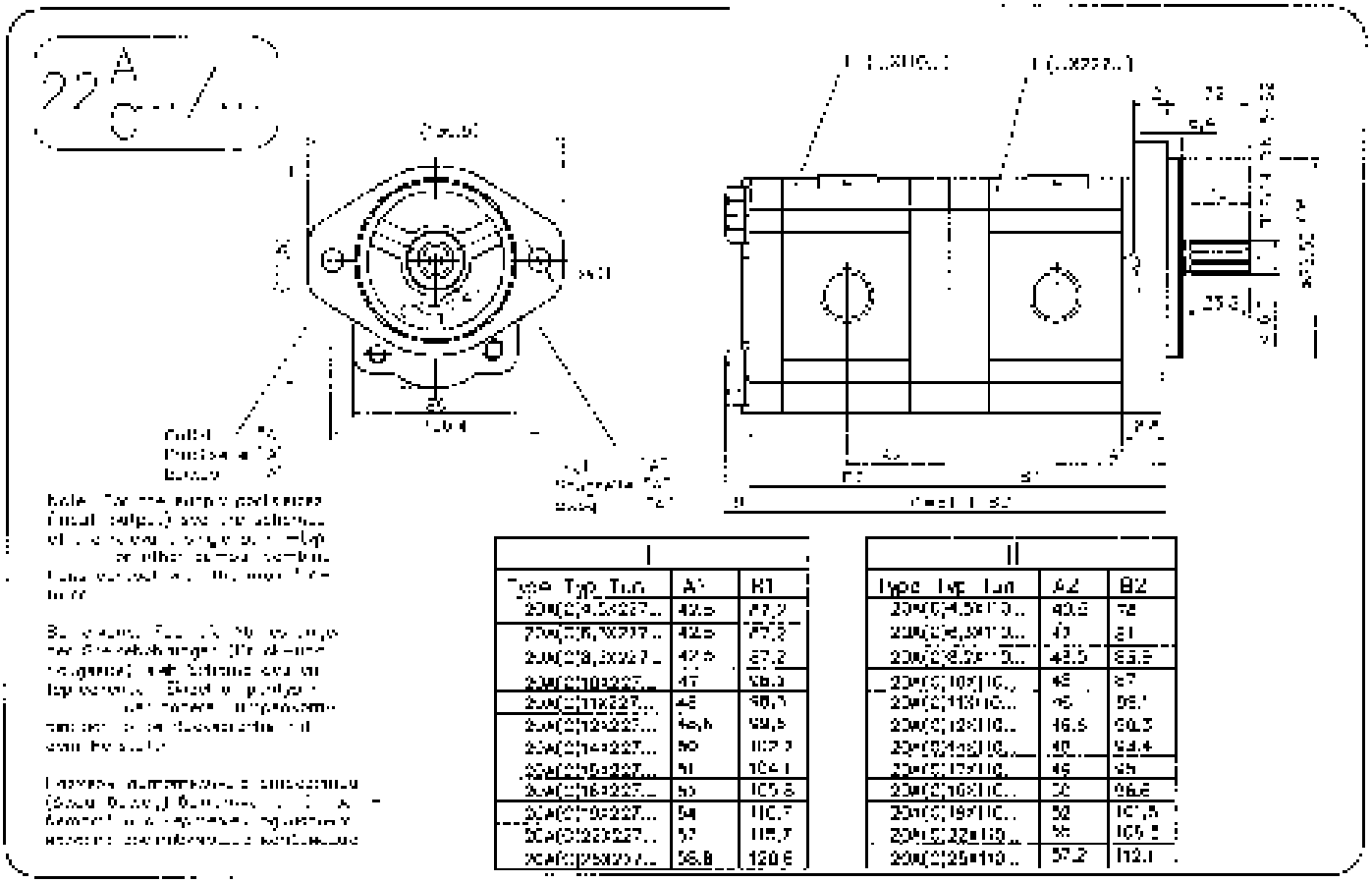

I		
Type Typ Тип	A1	B1
204(2)4,5x227...	42,5	77,2
204(2)6,3x227...	42,5	77,2
204(2)8,2x227...	42,5	87,2
204(2)10x227...	47	98,3
204(2)11x227...	48	98,3
204(2)12x227...	48,5	99,5
204(2)14x227...	50	102,2
204(2)16x227...	51	104,1
204(2)18x227...	53	105,8
204(2)19x227...	54	107,7
204(2)22x227...	57	110,7
204(2)25x227...	58,8	120,6

II		
Type Typ Тип	A2	B2
204(2)4,5x110...	40,5	78
204(2)6,3x110...	40	81
204(2)8,2x110...	43,5	83,5
204(2)10x110...	45	87
204(2)11x110...	45	88,7
204(2)12x110...	46,5	90,3
204(2)14x110...	48	93,4
204(2)16x110...	49	95
204(2)18x110...	50	96,6
204(2)19x110...	52	101,5
204(2)22x110...	55	105,5
204(2)25x110...	57,2	112,1

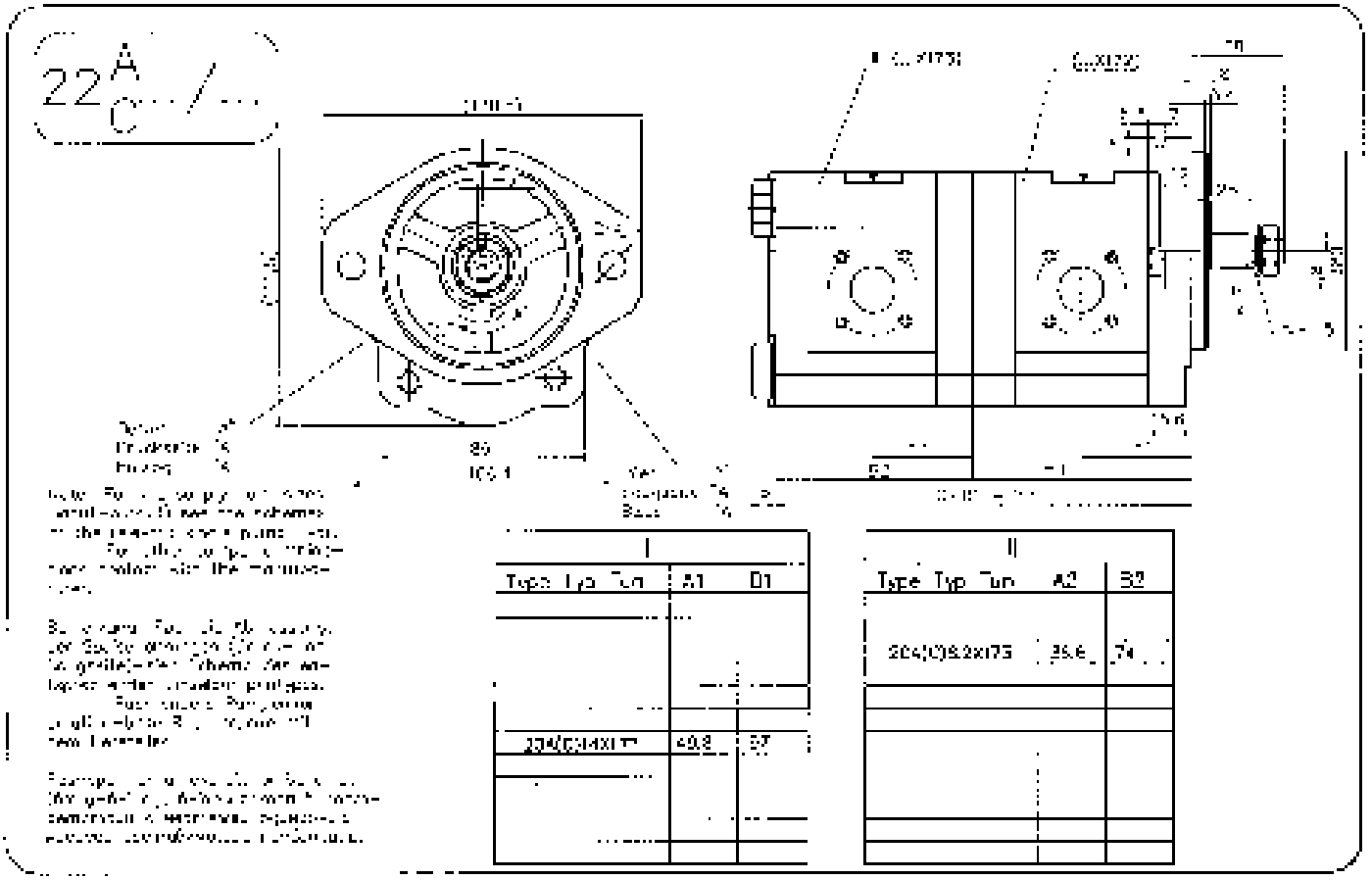

I		
Type Typ Тип	A1	B1
204(2)14x173	40,8	87

II		
Type Typ Тип	A2	B2
204(2)8,2x173	35,6	74

Tandem Gear Pumps
Doppelzahnradpumpen
Сдвоеные насосы

Gr. 22 250 Bar

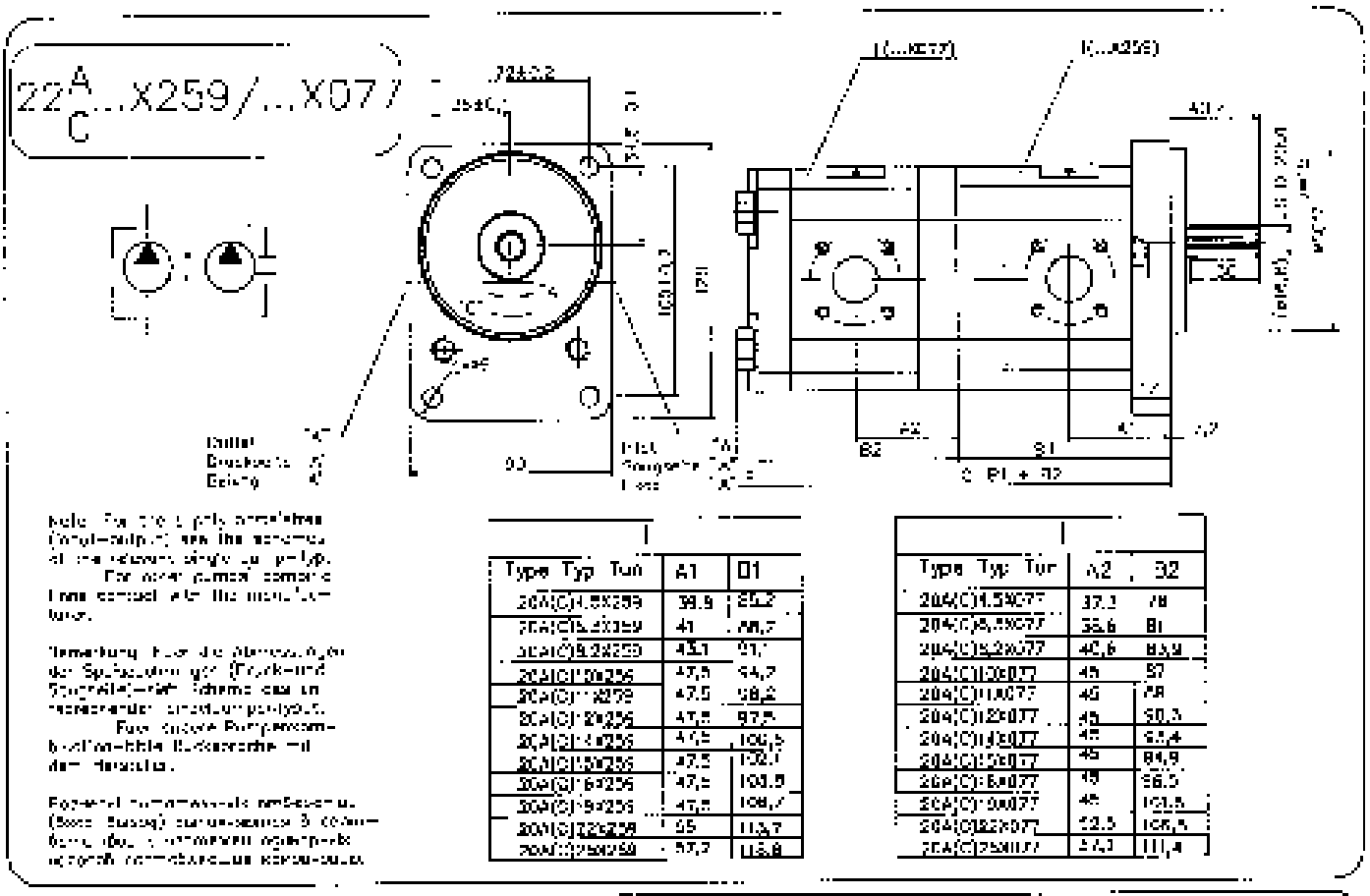

Type Typ Тип	A1	D1
20A(C)4.5X259	38,8	85,2
20A(C)6.2X259	41	88,7
20A(C)8.2X259	43,1	91,1
20A(C)10X259	47,5	94,7
20A(C)11X259	47,5	98,2
20A(C)12X259	47,5	97,5
20A(C)14X259	47,5	100,5
20A(C)15X259	47,5	102,7
20A(C)16X259	47,5	103,5
20A(C)18X259	47,5	108,7
20A(C)22X259	55	113,7
20A(C)25X259	57,7	118,8

Type Typ Тип	A2	B2
20A(C)4.5X077	37,1	78
20A(C)6.5X077	38,6	81
20A(C)8.2X077	40,6	83,9
20A(C)10X077	45	87
20A(C)11X077	45	88
20A(C)12X077	45	90,3
20A(C)14X077	45	93,4
20A(C)15X077	45	94,9
20A(C)16X077	45	96,5
20A(C)18X077	45	101,5
20A(C)22X077	52,5	106,5
20A(C)25X077	54,3	111,4

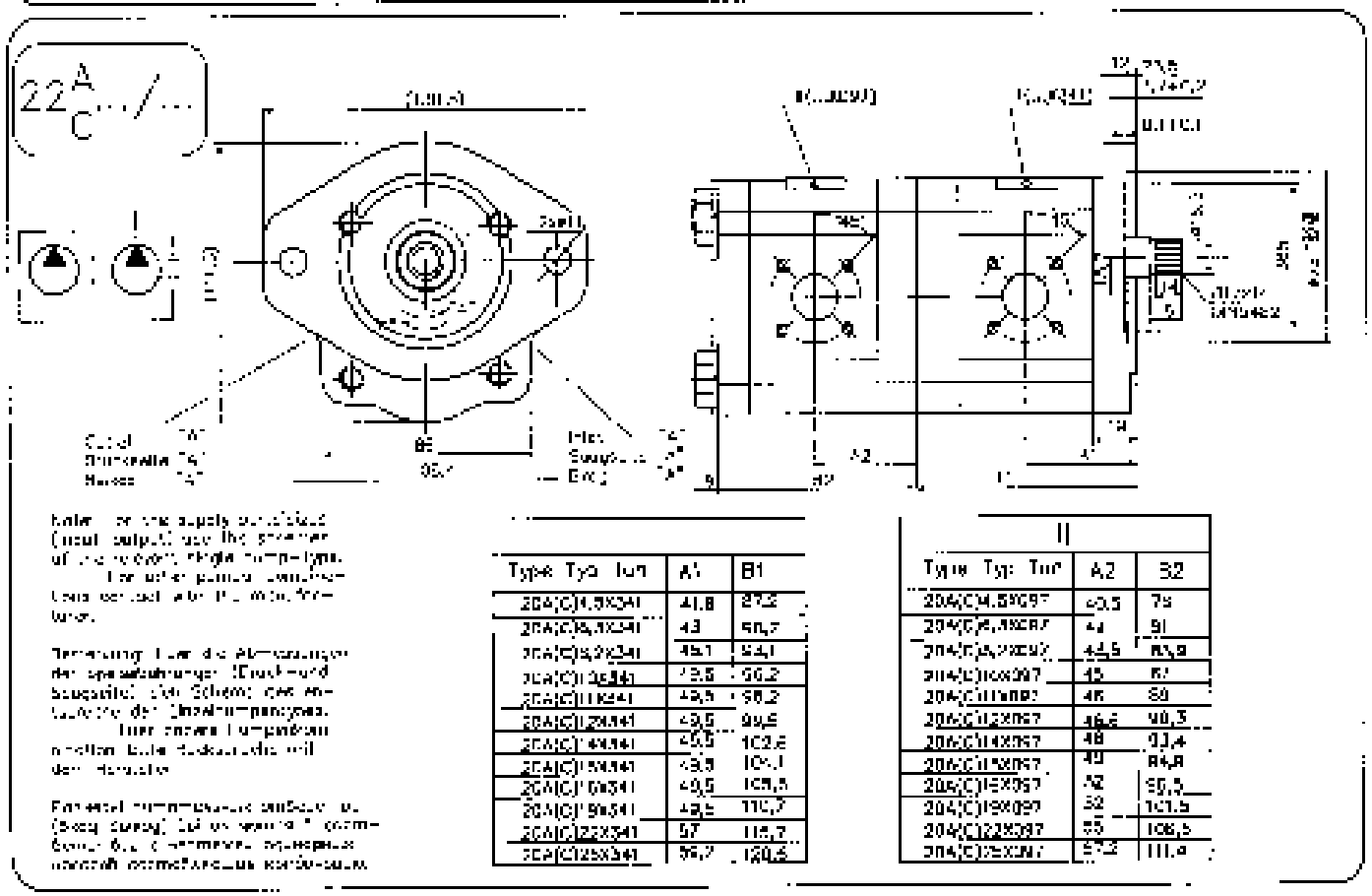

Type Typ Тип	A1	B1
20A(C)4.5X341	41,8	87,2
20A(C)6.5X341	43	90,7
20A(C)8.2X341	45,1	93,1
20A(C)10X341	49,5	96,2
20A(C)11X341	49,5	98,2
20A(C)12X341	49,5	99,5
20A(C)14X341	49,5	102,5
20A(C)15X341	49,5	104,1
20A(C)16X341	49,5	105,5
20A(C)18X341	49,5	110,7
20A(C)22X341	57	115,7
20A(C)25X341	59,7	120,8

Type Typ Тип	A2	B2
20A(C)4.5X097	40,5	79
20A(C)6.5X097	43	81
20A(C)8.2X097	44,5	83,9
20A(C)10X097	45	87
20A(C)11X097	45	89
20A(C)12X097	46,5	90,3
20A(C)14X097	48	93,4
20A(C)15X097	49	94,9
20A(C)16X097	52	96,5
20A(C)18X097	52	101,5
20A(C)22X097	55	106,5
20A(C)25X097	57,3	111,4

Tandem Gear Pumps
Doppelzahnradpumpen
Сдвоеные насосы

Gr. 22 250 Bar

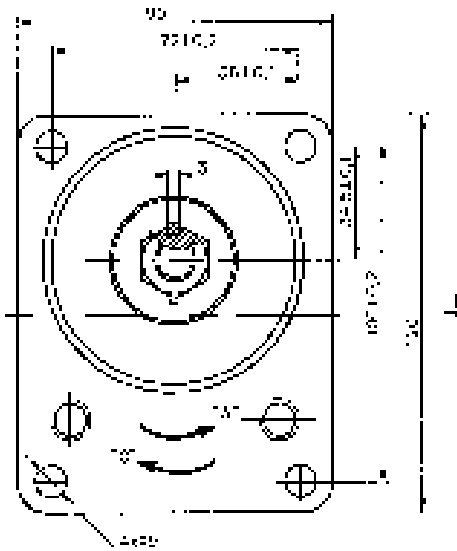

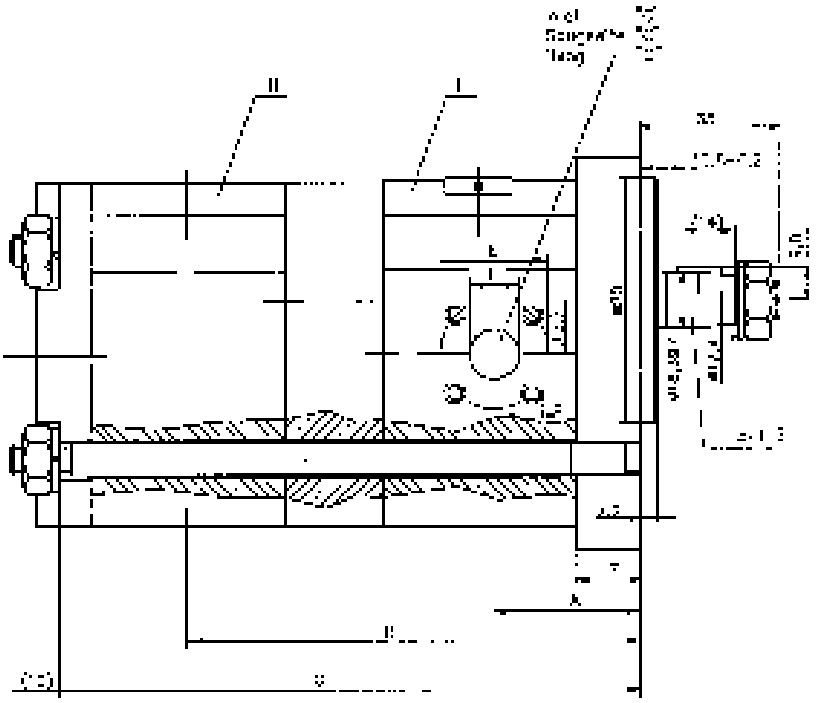

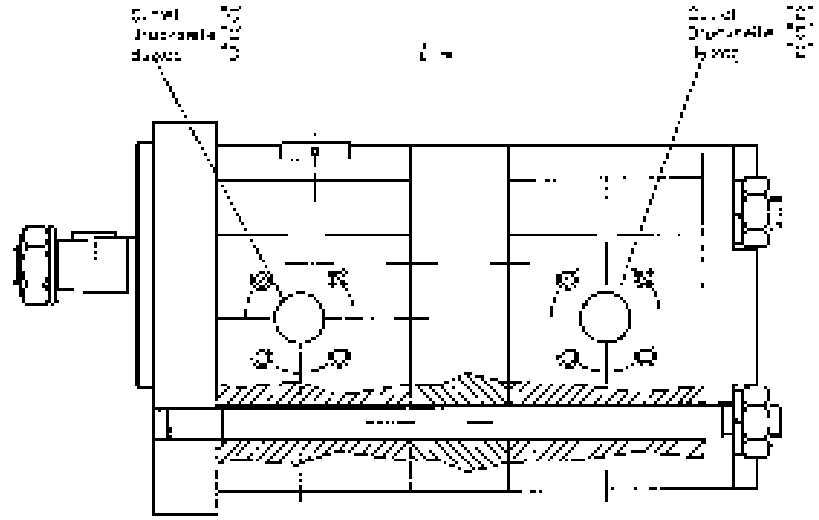

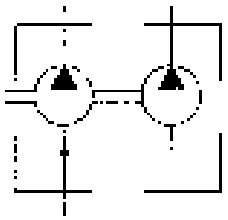

Type Typ Тип	Displacement Foerdervolumen Рабочий объем		Dimensions Abmessungen Размеры												
			Inlet	Saugseite	Drag	Outlet	Druckseite	Beiseg	Outlet	Druckseite	Beiseg	A	B	C
	cm³		mm			mm			mm			mm		
22014/11,2x250	16	11,2	[illegible]	30	96	35	[illegible]	95	35	15	96	47,5	[illegible]	165,2
22014/11,2x250	14	11,2	[illegible]	30	96	35	[illegible]	95	35	15	96	47,5	[illegible]	165,2
22015/8,2x250	16	8,2	[illegible]	30	96	35	[illegible]	95	35	15	96	47,5	[illegible]	175,2

Tandem Gear Pumps
Doppelzahnradpumpen
Сдвоеные насосы

Gr. 31 250 Bar

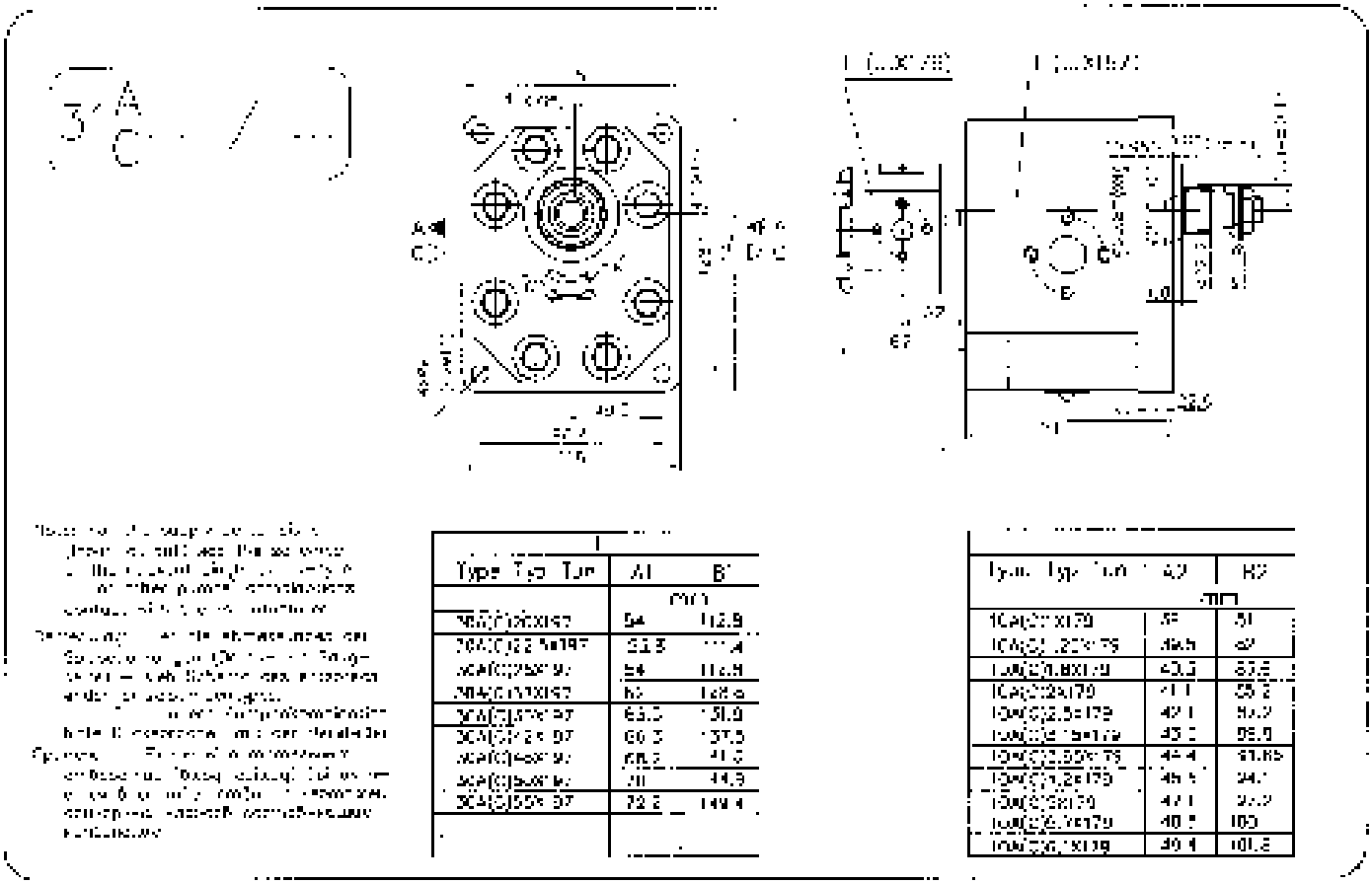

Type Typ Тип	A1	B1
	mm	
[illegible]	54	112.9
[illegible]	[illegible]	[illegible]
[illegible]	54	116.9
[illegible]	62	[illegible]
[illegible]	63.5	131.0
[illegible]	60.3	137.5
[illegible]	60.3	41.3
[illegible]	70	44.9
[illegible]	72.2	144.4

Type Typ Тип	A2	B2
	mm	
[illegible]	35	51
[illegible]	46.5	62
[illegible]	40.3	87.5
[illegible]	41.1	55.2
[illegible]	42.1	80.2
[illegible]	45.2	98.0
[illegible]	44.4	81.85
[illegible]	46.5	24.7
[illegible]	47.1	92.2
[illegible]	48.5	103
[illegible]	49.4	101.5

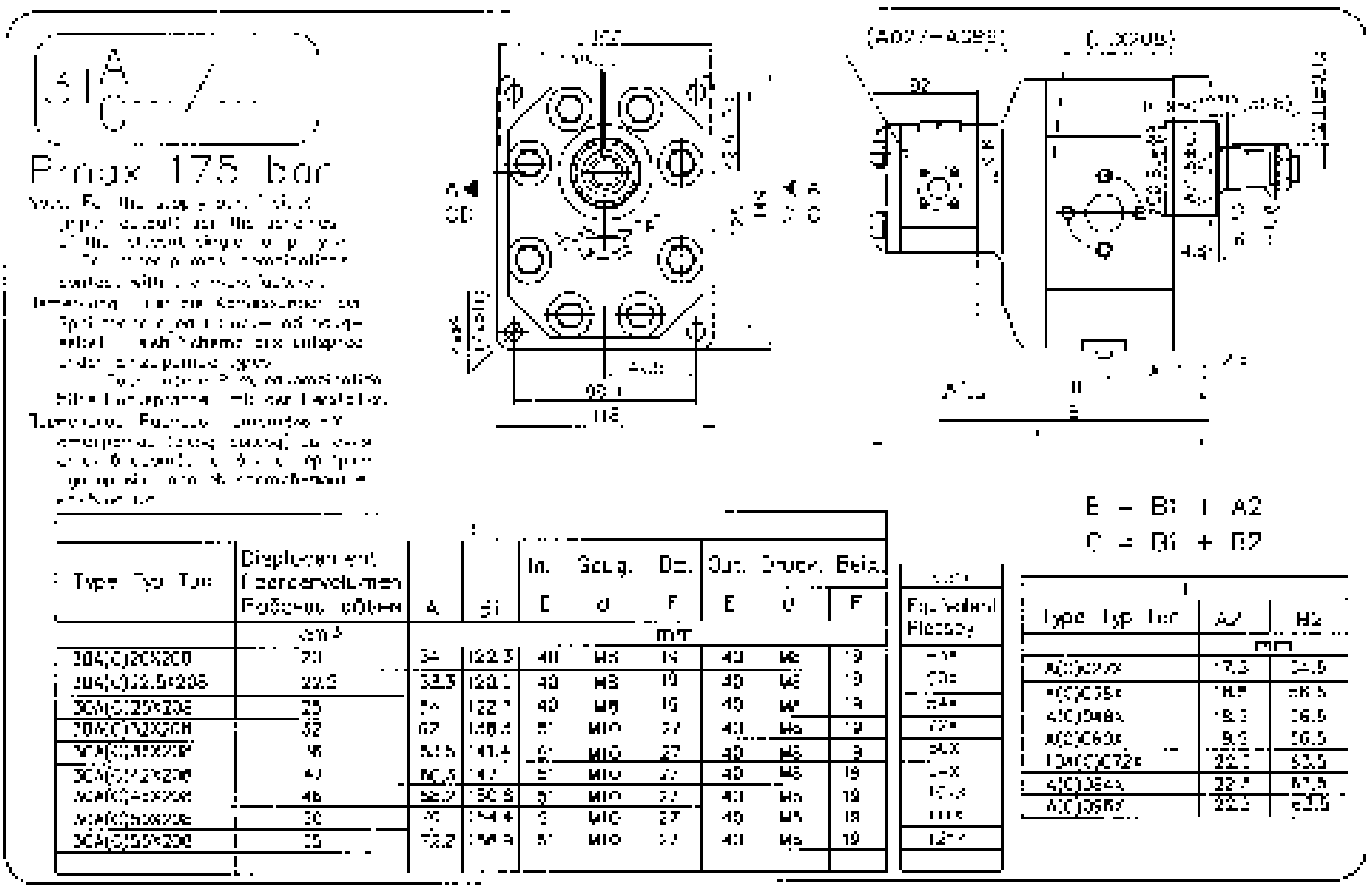

Pmax 175 bar

Type Typ Тип	Displacement Fördervolumen Рабочий объем	A	B1	In. Saug. Вх. D	Ø	Out. Druck. Вых. E	Ø	F
	cm³	mm						
[illegible]	[illegible]	54	122.3	40	M8	19	40	M8	19
[illegible]	22.5	52.5	122.1	40	M8	19	40	M8	19
[illegible]	25	[illegible]	122.1	40	M8	19	40	M8	19
[illegible]	32	62	128.4	51	M10	27	40	M8	19
[illegible]	36	63.5	141.4	51	M10	27	40	M8	19
[illegible]	40	60.3	147	51	M10	27	40	M8	19
[illegible]	45	56.7	150.8	51	M10	27	40	M8	19
[illegible]	50	[illegible]	154.4	51	M10	27	40	M8	19
[illegible]	55	72.2	158.5	51	M10	27	40	M8	19

Type Typ Тип	Equivalent Flessy	A2	B2
		mm	
[illegible]	[illegible]	17.3	24.5
[illegible]	[illegible]	18.7	26.5
[illegible]	[illegible]	18.3	26.5
[illegible]	[illegible]	19.2	26.5
[illegible]	[illegible]	22.1	33.5
[illegible]	[illegible]	22.7	37.5
[illegible]	[illegible]	22.3	42.5

E = B1 + A2

C = B1 + B2

Tandem Gear Pumps
Doppelzahnradpumpen
Сдвоеные насосы

Gr. 32 250 Bar

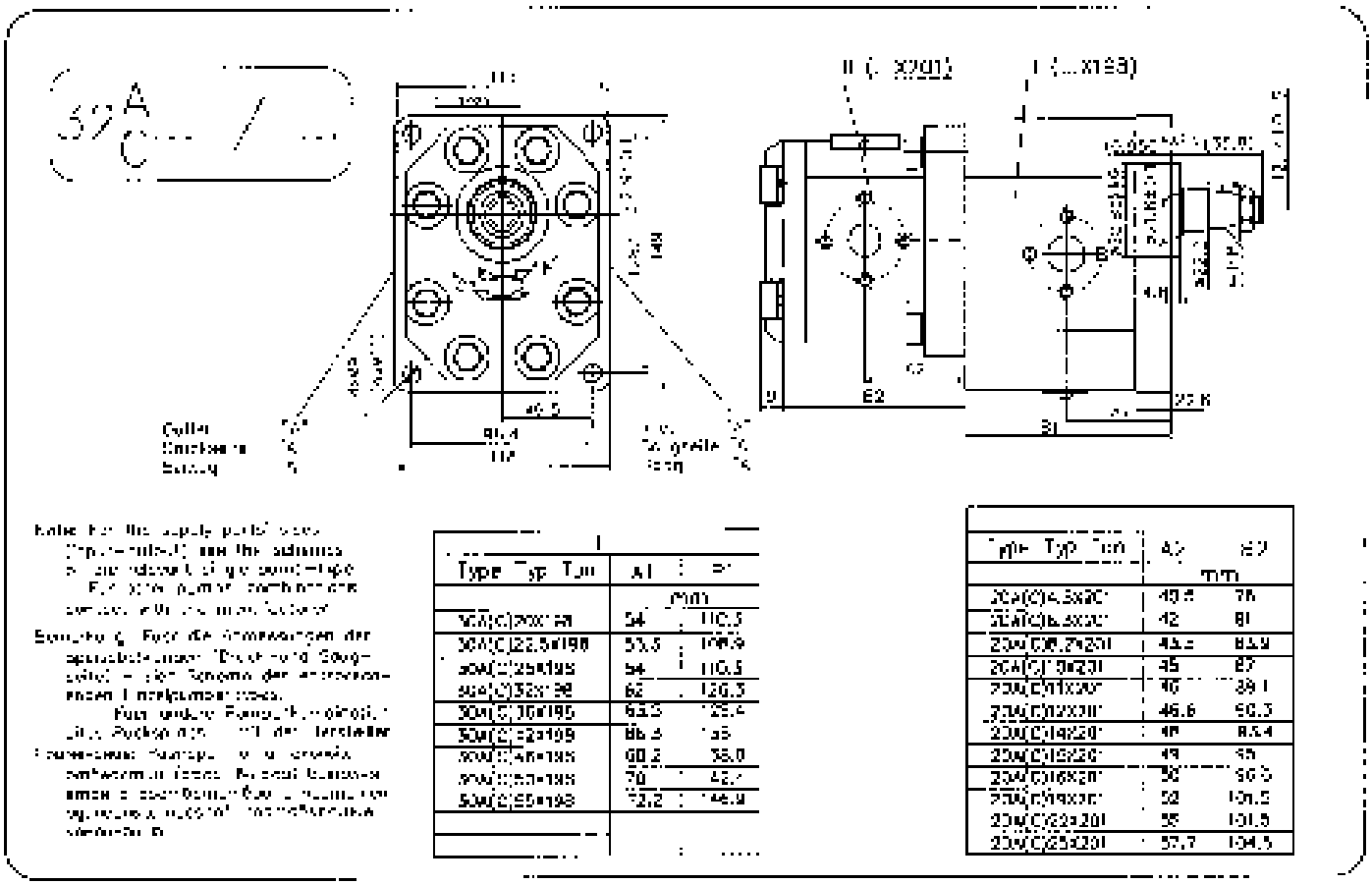

Type Typ Тип	A1	B1
	mm	
30A(C)20x198	54	110.5
30A(C)22.5x198	55.5	109.9
30A(C)25x198	54	110.5
30A(C)32x198	62	120.3
30A(C)36x198	63.3	125.4
30A(C)32x199	66.3	135
30A(C)40x198	68.2	136.0
30A(C)50x198	70	142.7
30A(C)55x198	72.2	144.9

Type Typ Тип	A2	B2
	mm	
20A(C)14.5x20C	40.6	76
20A(C)16.5x20C	42	81
20A(C)8.2x20I	43.2	83.9
20A(C)10x20I	45	87
20A(C)11x20I	46	89.1
20A(C)12x20I	46.6	90.3
20A(C)14x20I	48	93.4
20A(C)16x20I	49	95
20A(C)16x20I	50	96.5
20A(C)19x20I	52	101.5
20A(C)22x20I	55	101.5
20A(C)25x20I	57.7	104.5

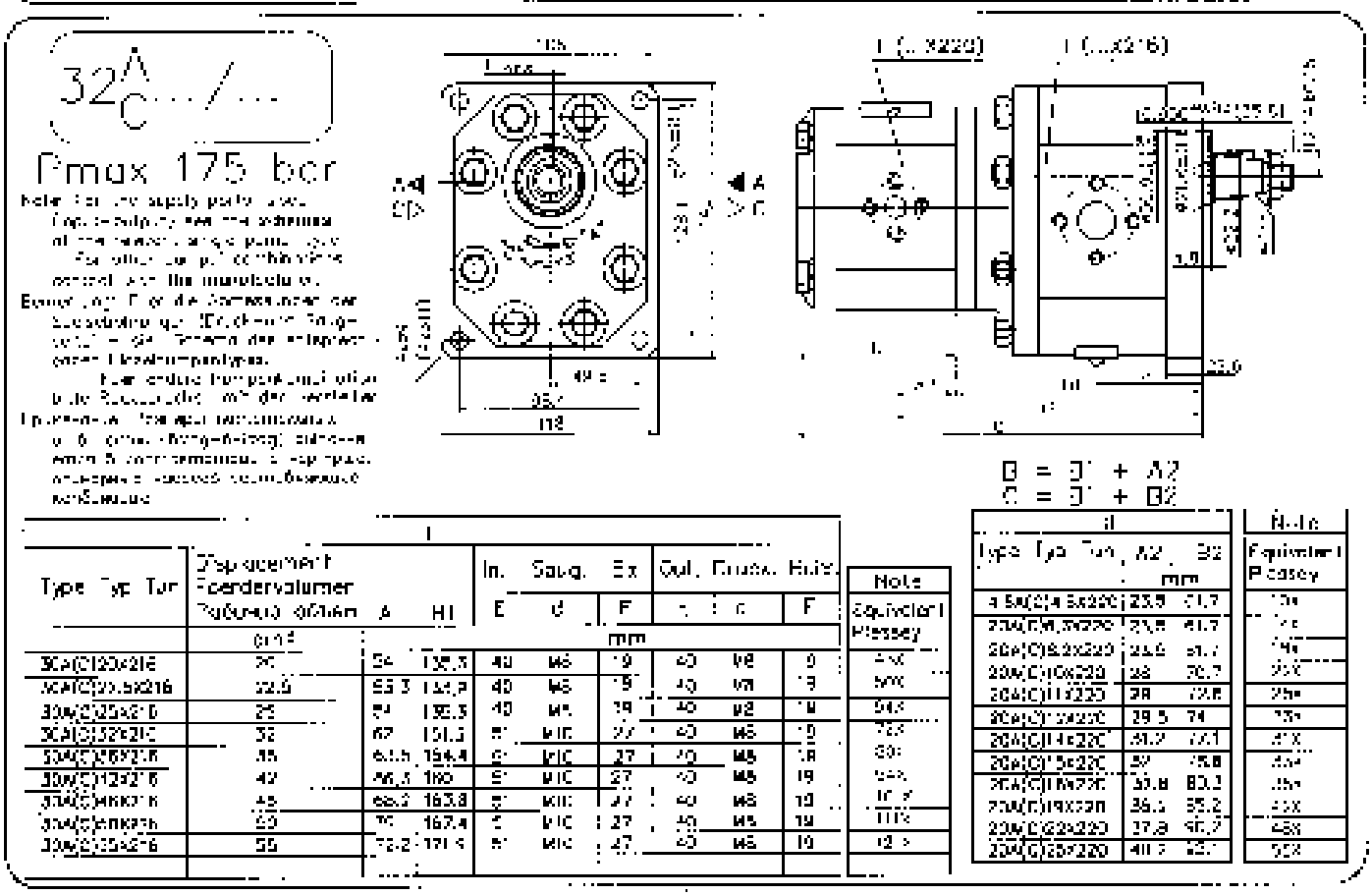

Pmax 175 bar

Type Typ Тип	Displacement Foerdervolumen Рабочий объем A	H1	In. Saug. E	d	Ex F	Out. Druck. C	d	Hub. F	Note Equivalent Pressey
	cm³	mm							
30A(C)20x216	20	134.3	40	M8	19	40	M8	19	500
30A(C)22.5x216	22.5	134.9	40	M8	19	40	M8	19	500
30A(C)25x216	25	135.5	40	M8	19	40	M8	19	500
30A(C)32x216	32	151.3	51	M10	27	40	M8	19	500
30A(C)36x216	36	154.4	51	M10	27	40	M8	19	500
30A(C)40x216	40	160	51	M10	27	40	M8	19	500
30A(C)46x216	46	163.8	51	M10	27	40	M8	19	500
30A(C)50x216	50	167.4	51	M10	27	40	M8	19	500
30A(C)55x216	55	171.5	51	M10	27	40	M8	19	500

B = B' + A2

C = B' + B2

Type Typ Тип	A2	B2	Note Equivalent Pressey
	mm		
20A(C)14.5x20C	23.5	71.7	150
20A(C)16.5x20C	23.5	71.7	150
20A(C)8.2x20I	23.5	71.7	250
20A(C)10x20I	28	70.7	250
20A(C)11x20I	28	72.8	250
20A(C)12x20I	28.5	74	250
20A(C)14x20I	31.2	77.1	250
20A(C)16x20I	32	78.8	250
20A(C)19x20I	33.8	80.2	250
20A(C)19x20I	36.3	85.2	250
20A(C)22x20I	37.8	91.7	250
20A(C)25x20I	40.3	92.7	250

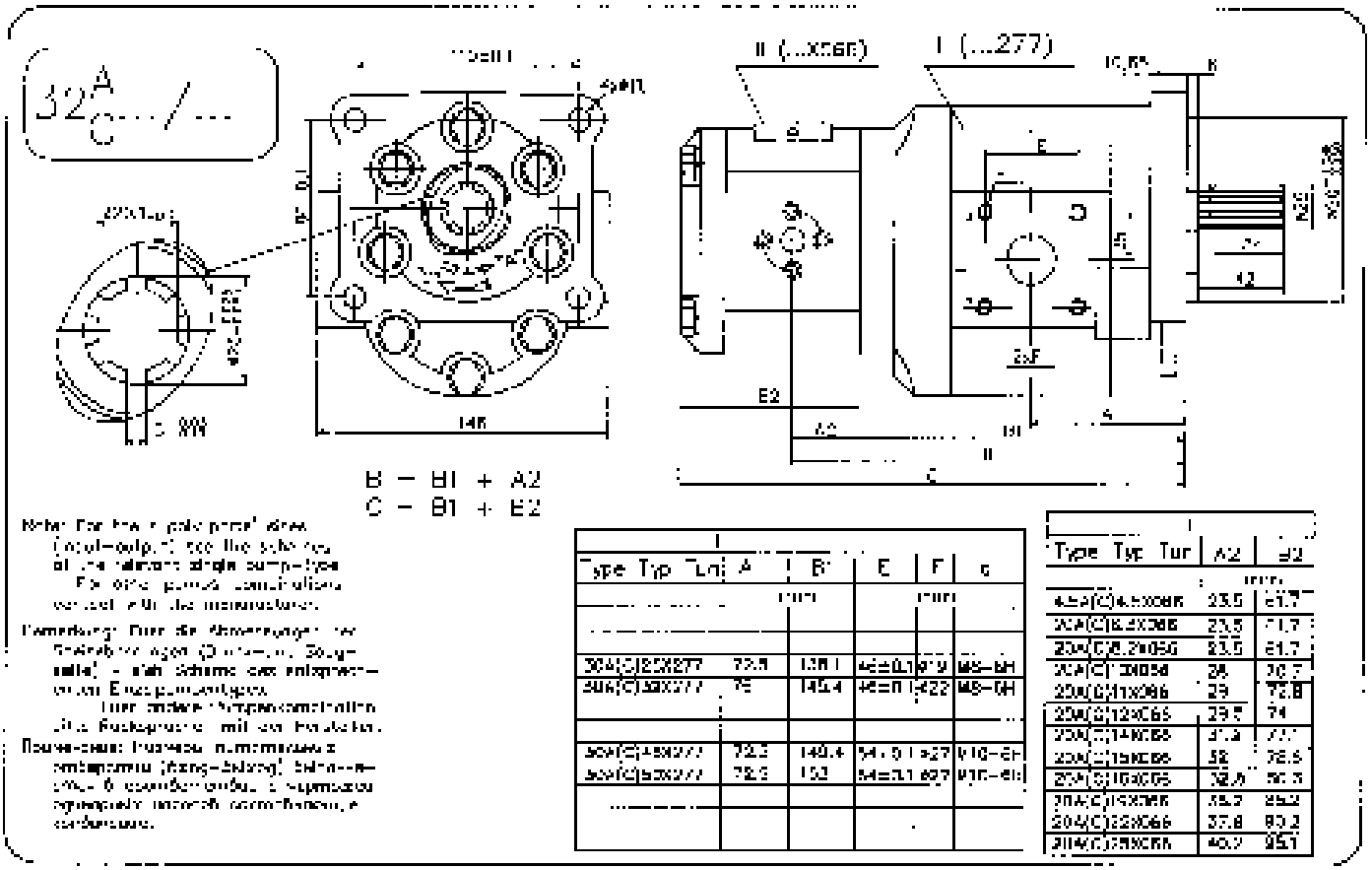

Type Typ Tur	A	B	E	F	G
	mm		mm		
30A(C)25X277	72.5	138.1	46±0.1	9.9	M8-6H
30A(C)30X277	75	145.4	46±0.1	9.22	M8-6H
30A(C)40X277	72.5	140.4	54.5±0.1	9.27	M10-6H
30A(C)50X277	72.5	152	54±0.1	9.27	M10-6H

Type Typ Tur	A2	B2
	mm	
4.5A(C)4.5X066	23.5	61.7
20A(C)6.3X066	23.5	61.7
20A(C)8.2X066	23.5	61.7
20A(C)10X066	28	70.7
20A(C)11X066	29	72.8
20A(C)12X066	29.5	74
20A(C)14X066	31.2	77.7
20A(C)16X066	32	78.5
20A(C)16X066	32.8	80.5
20A(C)18X066	35.2	85.2
20A(C)22X066	37.8	90.2
20A(C)25X066	40.2	95.1

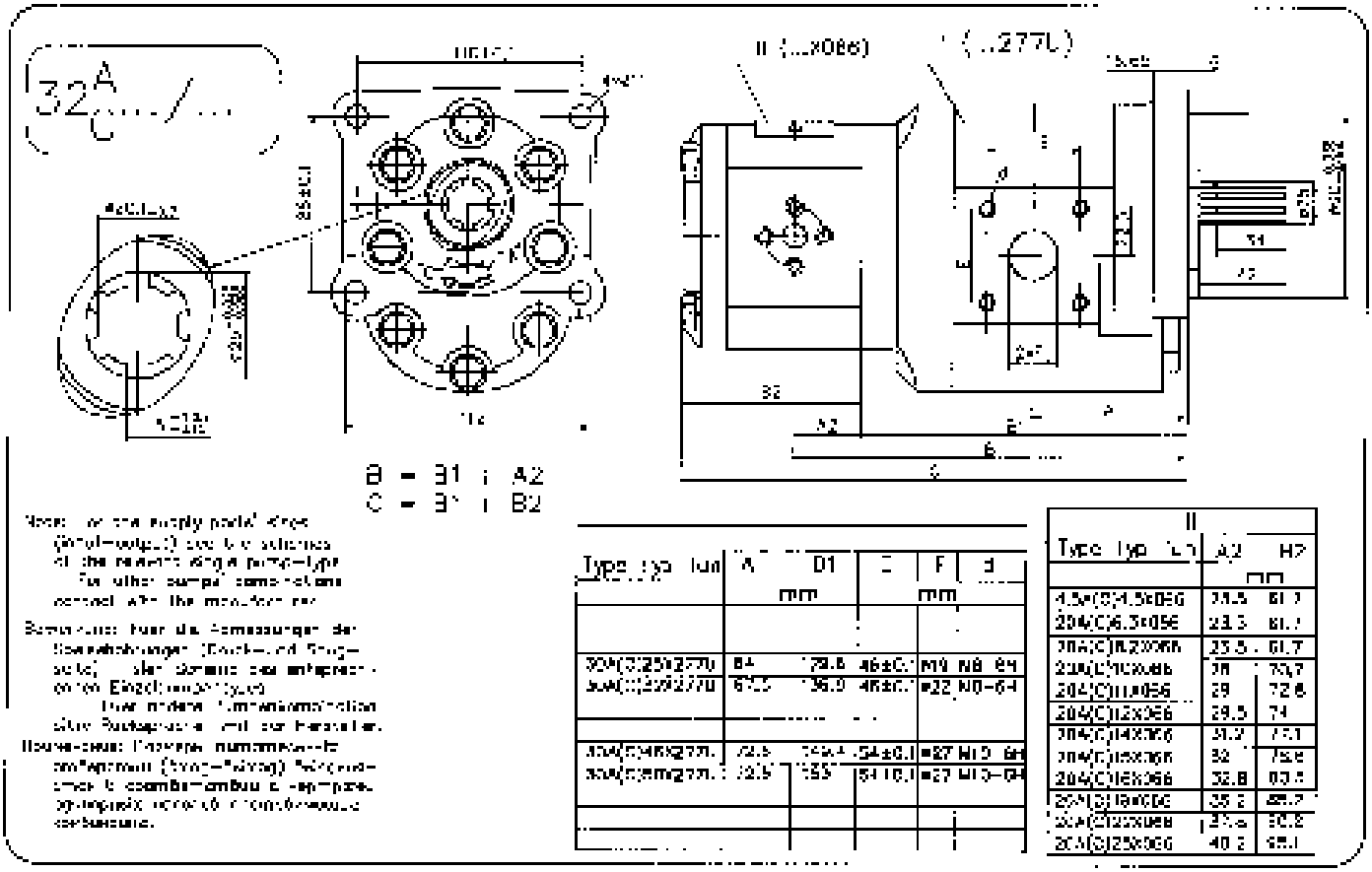

Type Typ Tur	A	D1	E	F	G
	mm		mm		
30A(C)25X277L	64	138.6	46±0.1	M9	M8 6H
30A(C)30X277L	67.5	146.0	46±0.1	ø22	M8-6H
30A(C)40X277L	72.5	140.4	54±0.1	ø27	M10 6H
30A(C)50X277L	72.5	153	54±0.1	ø27	M10-6H

Type Typ Tur	A2	B2
	mm	
4.5A(C)4.5X066	23.5	61.7
20A(C)6.3X066	23.5	61.7
20A(C)8.2X066	23.5	61.7
20A(C)10X066	28	70.7
20A(C)11X066	29	72.8
20A(C)12X066	29.5	74
20A(C)14X066	31.2	77.7
20A(C)16X066	32	78.5
20A(C)16X066	32.8	80.5
20A(C)18X066	35.2	85.2
20A(C)22X066	37.8	90.2
20A(C)25X066	40.2	95.1

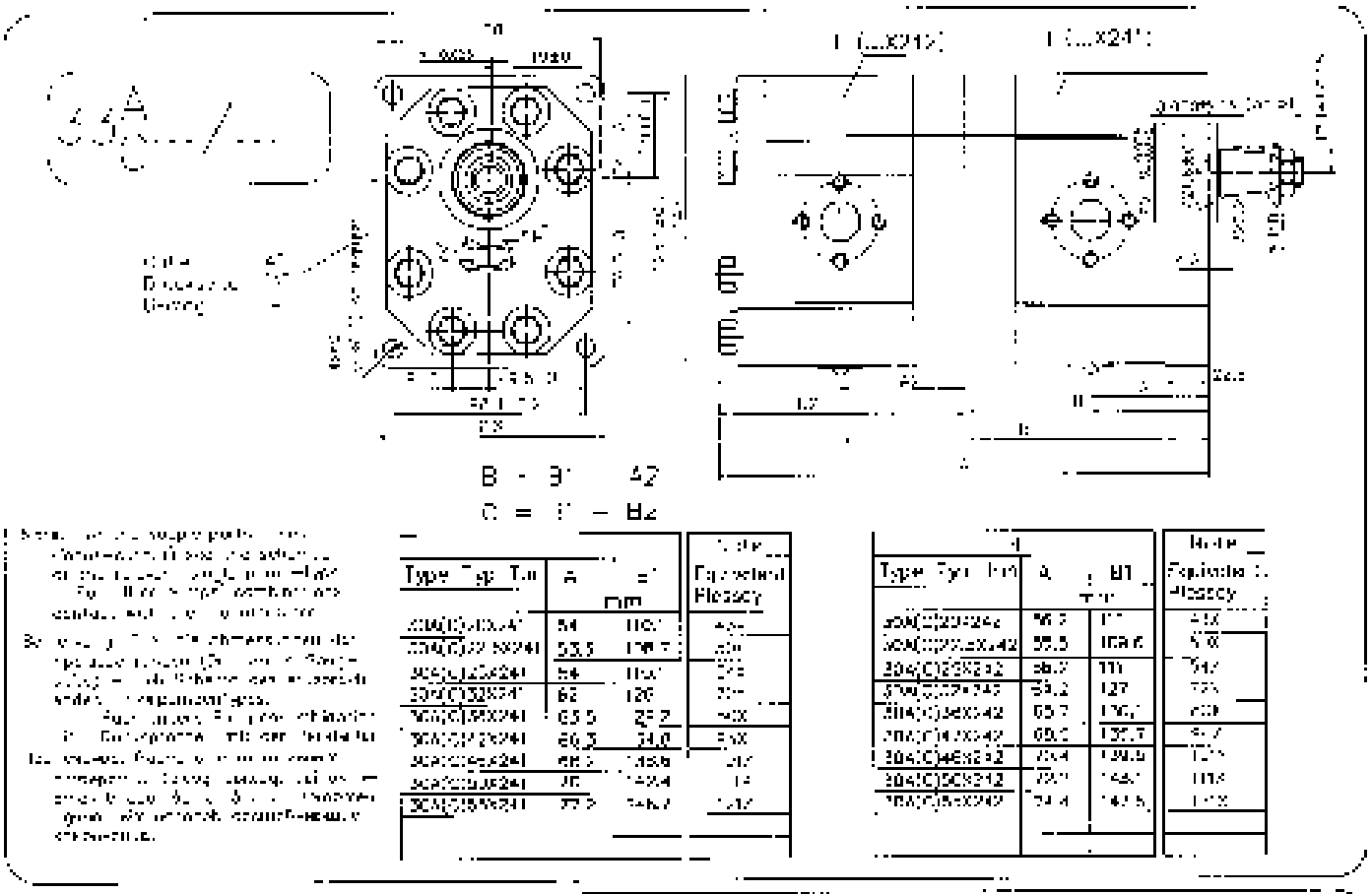

Type	A	B1
	mm	
304(C)[illegible]	54	110.1
304(C)[illegible]	53.5	108.7
304(C)[illegible]	54	110.1
304(C)[illegible]	62	120
304(C)[illegible]	63.5	128.2
304(C)[illegible]	66.3	134.0
304(C)[illegible]	68.2	138.6
304(C)[illegible]	70	142.4
304(C)[illegible]	72.2	146.7

Type	A	B1
	mm	
304(C)[illegible]	56.2	111
304(C)[illegible]	55.5	108.6
304(C)[illegible]	56.2	111
304(C)[illegible]	64.2	127
304(C)[illegible]	65.7	130.1
304(C)[illegible]	68.2	135.7
304(C)[illegible]	70.4	139.9
304(C)[illegible]	72.2	143.7
304(C)[illegible]	74.4	147.5

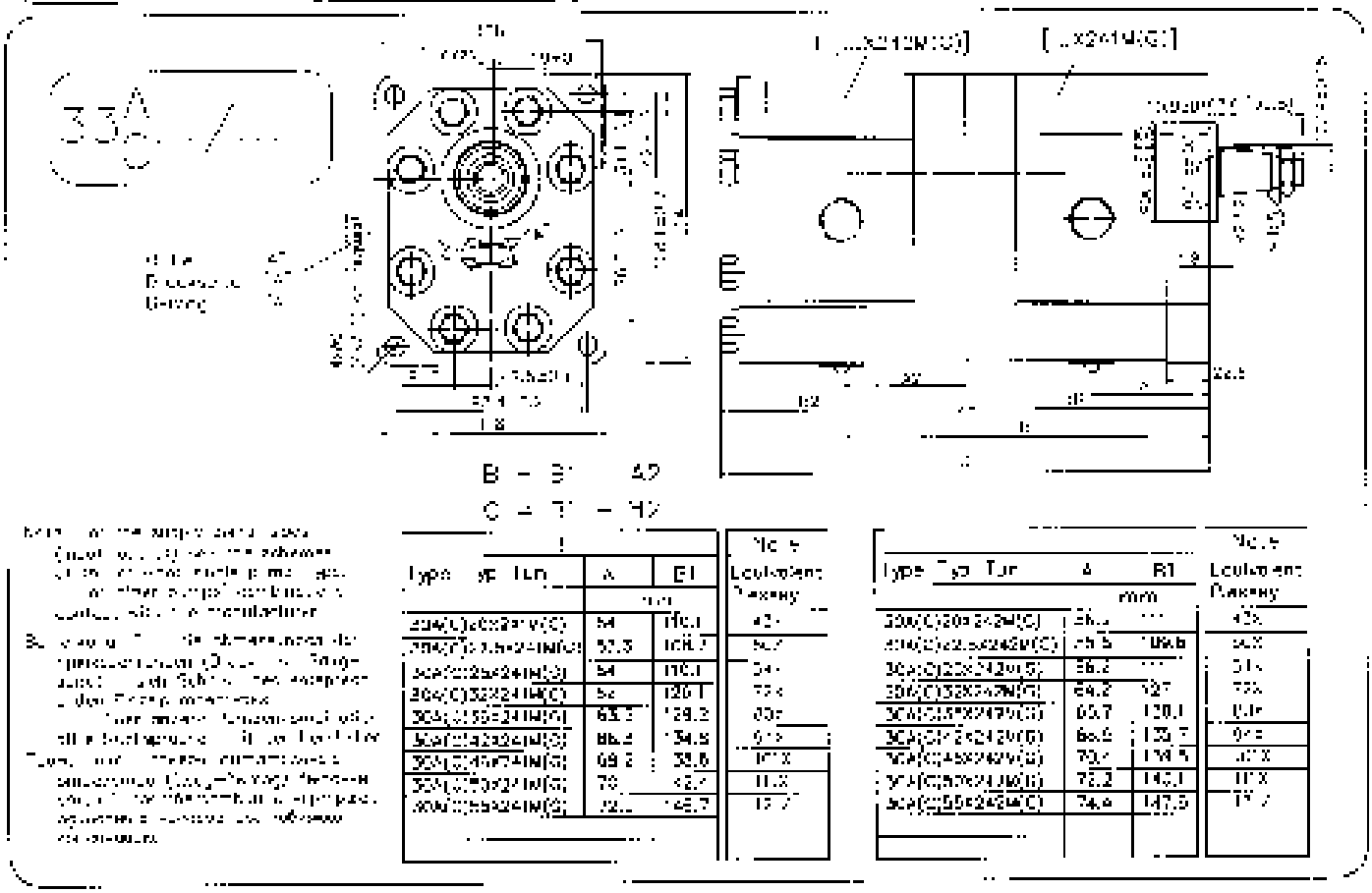

Type	A	B1
	mm	
304(C)[illegible]	54	110.1
304(C)[illegible]	53.5	108.7
304(C)[illegible]	54	110.1
304(C)[illegible]	62	120.1
304(C)[illegible]	63.5	128.2
304(C)[illegible]	66.3	134.0
304(C)[illegible]	68.2	138.6
304(C)[illegible]	70	142.4
304(C)[illegible]	72.2	146.7

Type	A	B1
	mm	
304(C)[illegible]	56.2	111
304(C)[illegible]	55.5	108.6
304(C)[illegible]	56.2	111
304(C)[illegible]	64.2	127
304(C)[illegible]	65.7	130.1
304(C)[illegible]	68.2	135.7
304(C)[illegible]	70.4	139.9
304(C)[illegible]	72.2	143.7
304(C)[illegible]	74.4	147.5

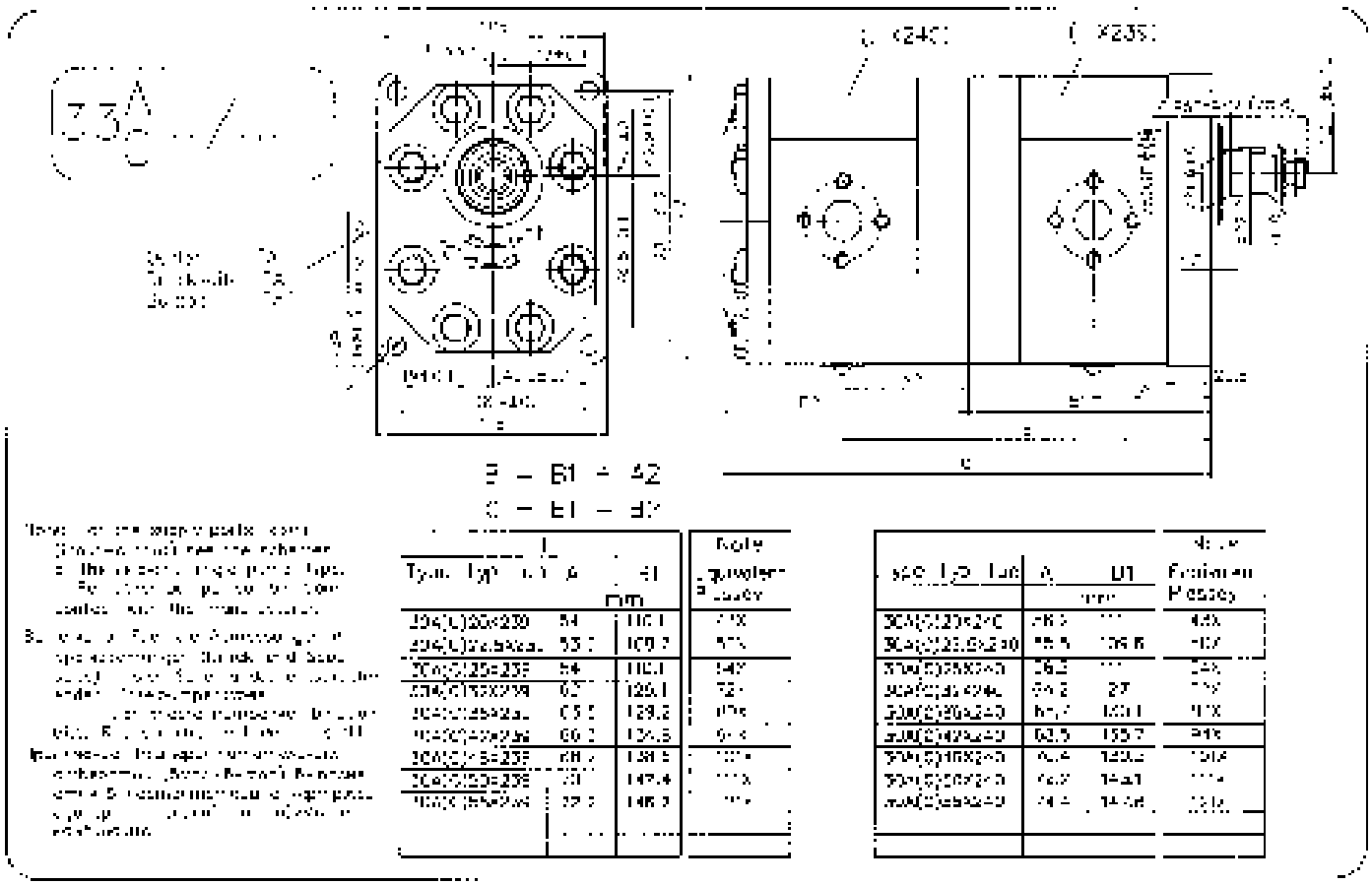

Type	Typ	Тип	A	B1 mm	Note Equivalent Pressey
304(C)20x230			54	110.1	[illegible]
304(C)22.5x230			53.5	109.7	[illegible]
304(C)25x235			54	110.1	[illegible]
304(C)25x239			62	126.1	[illegible]
304(C)25x239			63.5	129.2	[illegible]
304(C)25x239			66.2	135.5	[illegible]
304(C)25x239			68.2	139.5	[illegible]
304(C)25x239			70	142.4	[illegible]
304(C)25x239			72.2	146.9	[illegible]

Type	Typ	Тип	A	B1 mm	Note Equivalent Pressey
304(C)20x240			[illegible]	[illegible]	[illegible]
304(C)22.5x240			[illegible]	[illegible]	[illegible]
304(C)25x240			[illegible]	[illegible]	[illegible]
304(C)25x240			[illegible]	[illegible]	[illegible]
304(C)25x240			[illegible]	[illegible]	[illegible]
304(C)25x240			[illegible]	[illegible]	[illegible]
304(C)25x240			[illegible]	[illegible]	[illegible]
304(C)25x240			[illegible]	[illegible]	[illegible]

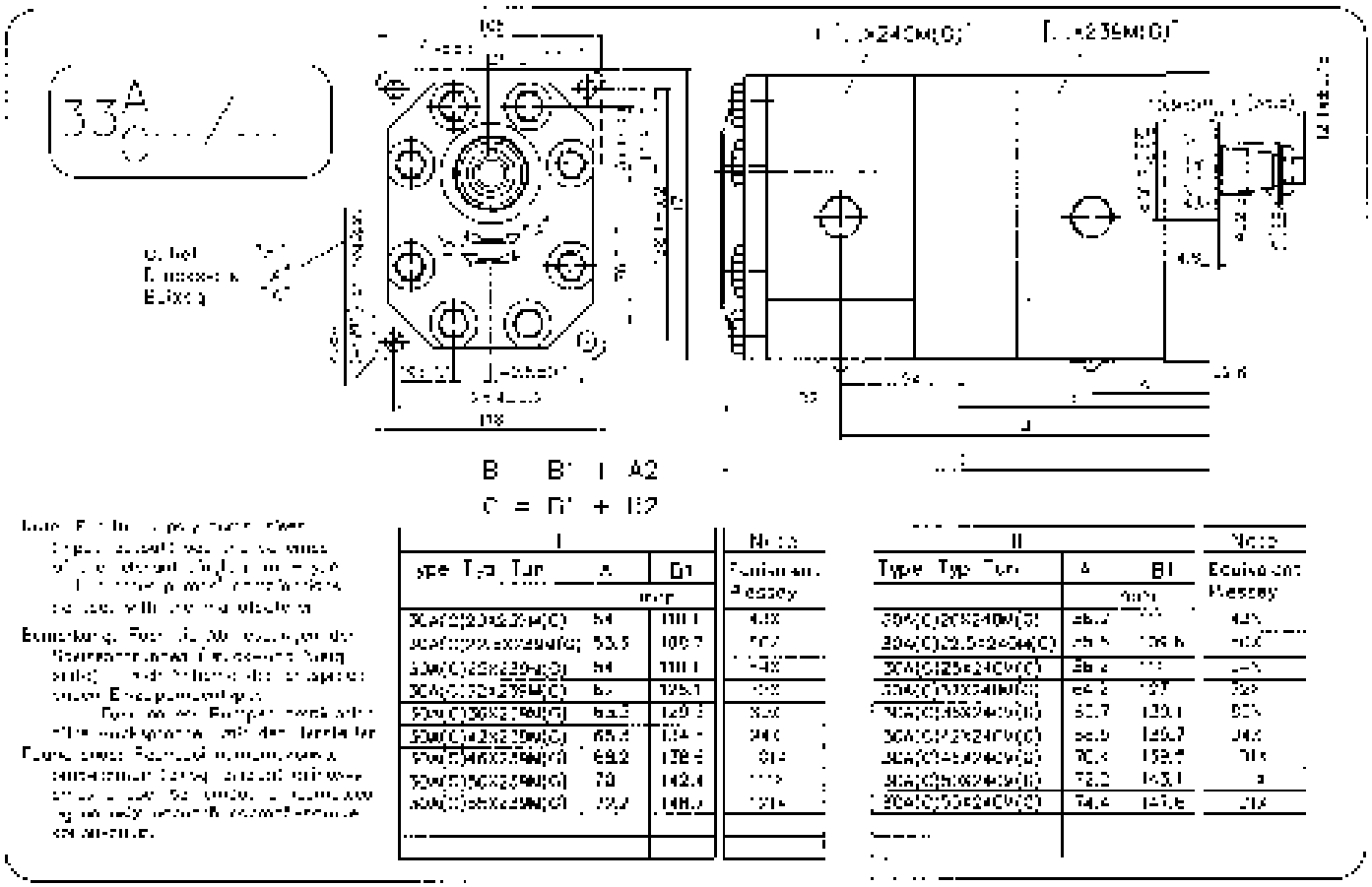

I					Note
Type	Typ	Тип	A	D1 mm	Equivalent Pressey
304(C)20x230(C)			54	110.1	[illegible]
304(C)22.5x230(C)			53.5	109.7	[illegible]
304(C)25x239(C)			54	110.1	[illegible]
304(C)25x239(C)			62	126.1	[illegible]
304(C)25x239(C)			63.5	129.2	[illegible]
304(C)25x239(C)			66.2	135.5	[illegible]
304(C)25x239(C)			68.2	139.5	[illegible]
304(C)25x239(C)			70	142.4	[illegible]
304(C)25x239(C)			72.2	146.9	[illegible]

II					Note
Type	Typ	Тип	A	B1 mm	Equivalent Pressey
304(C)20x240(C)			[illegible]	[illegible]	[illegible]
304(C)22.5x240(C)			[illegible]	[illegible]	[illegible]
304(C)25x240(C)			[illegible]	[illegible]	[illegible]
304(C)25x240(C)			[illegible]	[illegible]	[illegible]
304(C)25x240(C)			[illegible]	[illegible]	[illegible]
304(C)25x240(C)			[illegible]	[illegible]	[illegible]
304(C)25x240(C)			[illegible]	[illegible]	[illegible]
304(C)25x240(C)			[illegible]	[illegible]	[illegible]

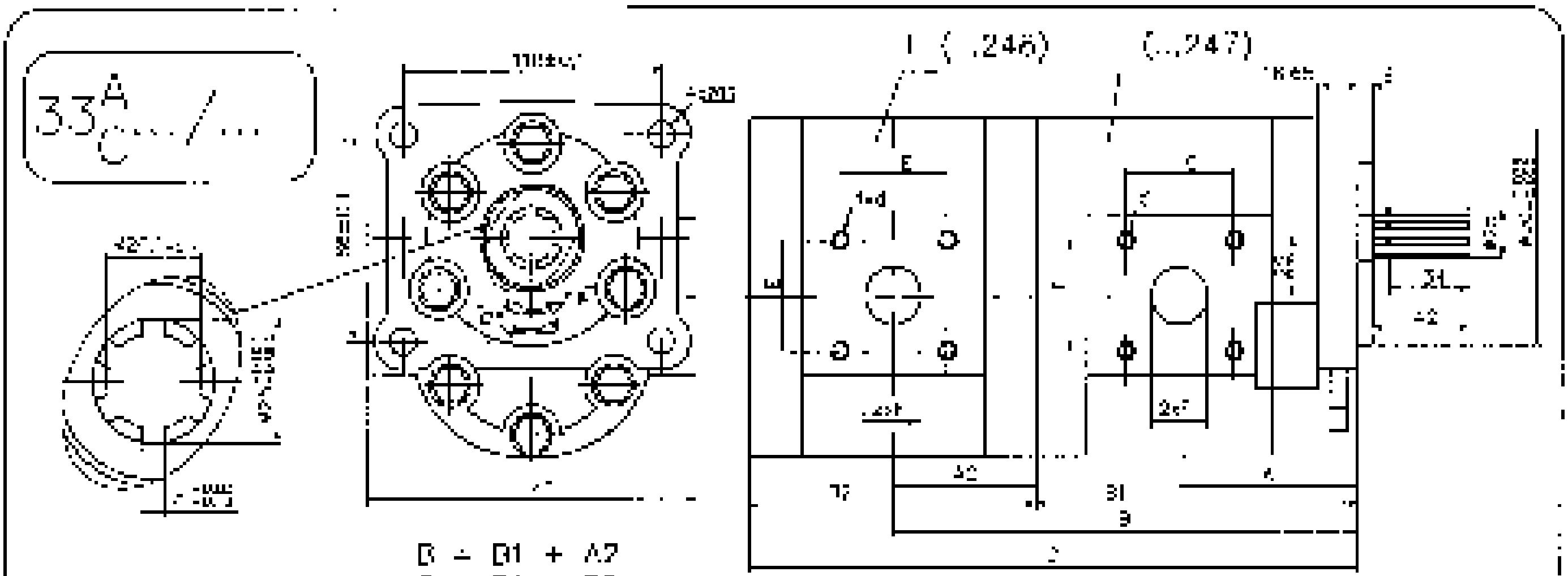

B = B1 + A2
C = B1 + B2

Note: for the supply port sizes (input-output) see the scheme of the relevant single pump-type. For other pump combinations consult with the manufacturer.

Bemerkung: Fuer die Abmessungen der Sauganschluesse (Druck- und Saugseite) – siehe Schema des entsprechenden Einzelpumpentyps. Fuer andere Pumpenkombinationen bitte Rueckspracke mit dem Hersteller.

Примечание: Размеры присоединительных отверстий (вход-выход) смотреть в соответствующем насосе. В случае других комбинаций насосов обращайтесь к изготовителю.

I Type Typ Тип	I A (mm)	I B1 (mm)	II Type Typ Тип	II A2 (mm)	II B2 (mm)	I + II E (mm)	I + II F (mm)	I + II d (mm)
30A(C)25x247	72.5	123	30A(C)25x248	60.6	118.3	46±0.1	ø19	M8-6H
30A(C)32x247	76	140.2	30A(C)32x248	64.2	123.5	46±0.1	ø22	M8-6H
30A(C)46x247	72.5	144.7	30A(C)46x249	70.4	138	54±0.1	ø27	M10-6H
30A(C)50x247	72.5	147.9	30A(C)56x249	72.7	141.6	54±0.1	ø27	M10-6H

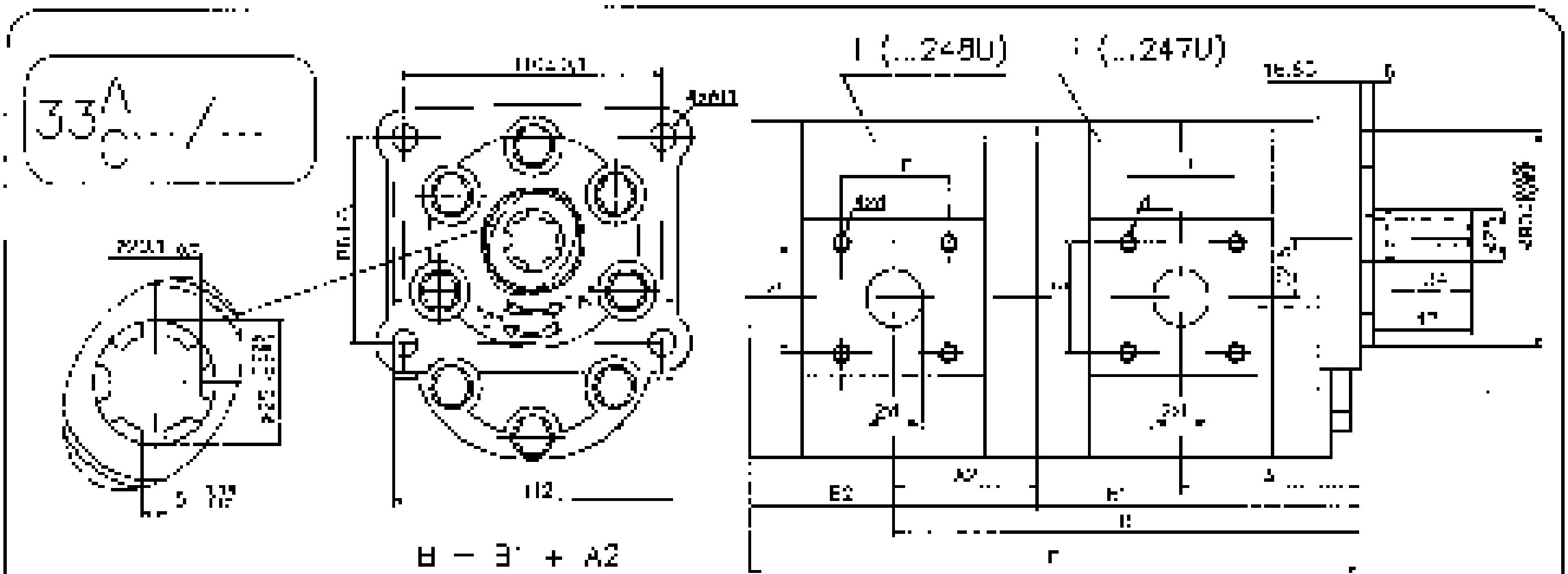

B = B1 + A2
C = B1 + B2

Note: for the supply port sizes (input-output) see the scheme of the relevant single pump-type. For other pump combinations consult with the manufacturer.

Bemerkung: Fuer die Abmessungen der Sauganschluesse (Druck- und Saugseite) – siehe Schema des entsprechenden Einzelpumpentyps. Fuer andere Pumpenkombinationen bitte Rueckspracke mit dem Hersteller.

Примечание: Размеры присоединительных отверстий (вход-выход) смотреть в соответствующем насосе. В случае других комбинаций насосов обращайтесь к изготовителю.

I Type Typ Тип	I A (mm)	I B1 (mm)	II Type Typ Тип	II A2 (mm)	II B2 (mm)	I + II E (mm)	I + II F (mm)	I + II d (mm)
30A(C)25x247U	64	124.5	30A(C)25x248U	60.6	118.3	46±0.1	ø19	M8-6H
30A(C)32x247U	67.5	131.0	30A(C)32x249U	64.2	125.5	46±0.1	ø22	M8-6H
30A(C)46x247U	72.5	144.7	30A(C)46x248U	70.4	138	54±0.1	ø27	M10-6H
30A(C)56x247U	72.5	147.8	30A(C)50x248U	72.2	141.6	54±0.1	ø27	M10-6H

Tandem Gear Pumps
Doppelzahnradpumpen
Сдвоеные насосы

Gr. 221 250 Bar

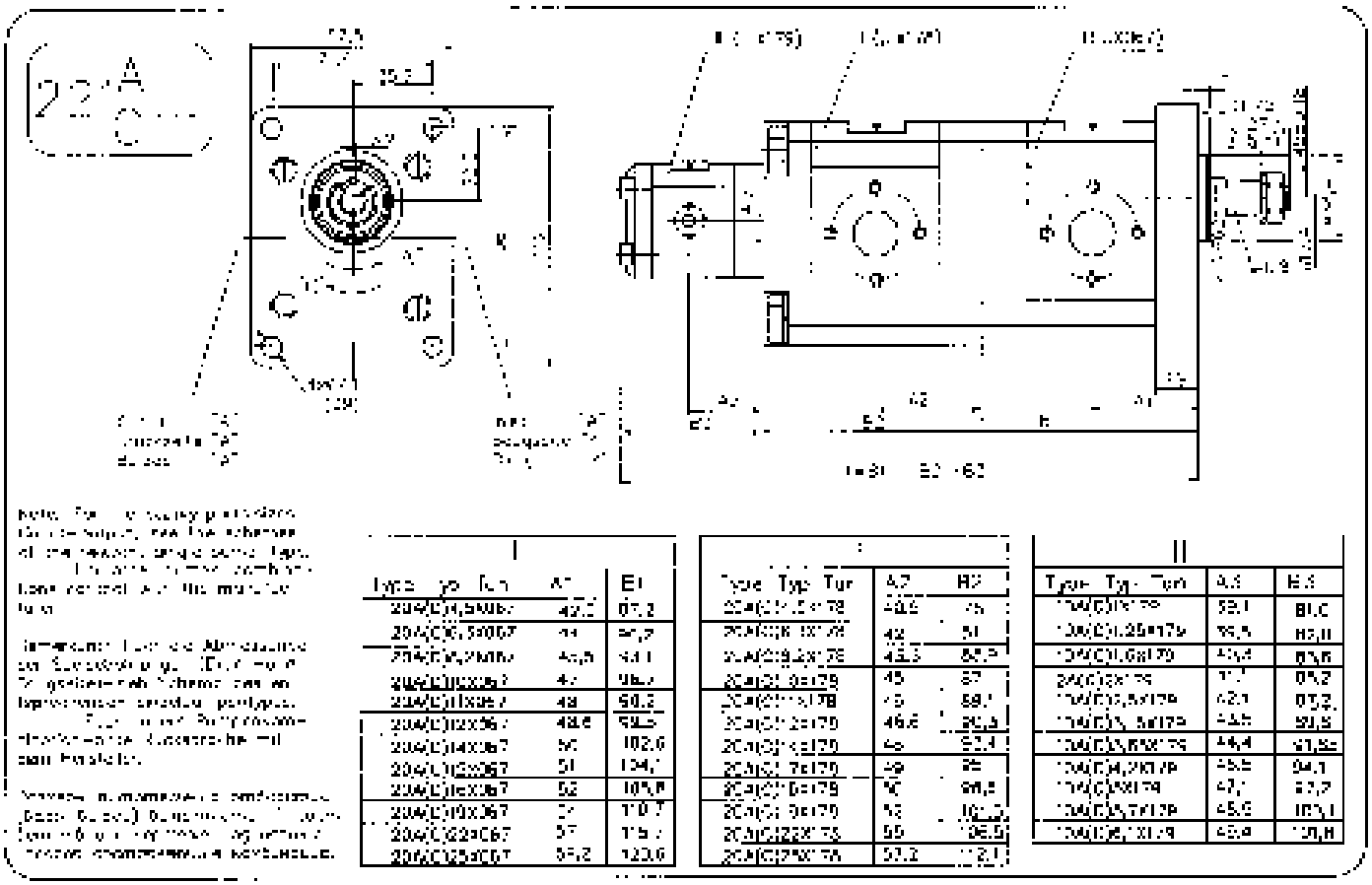

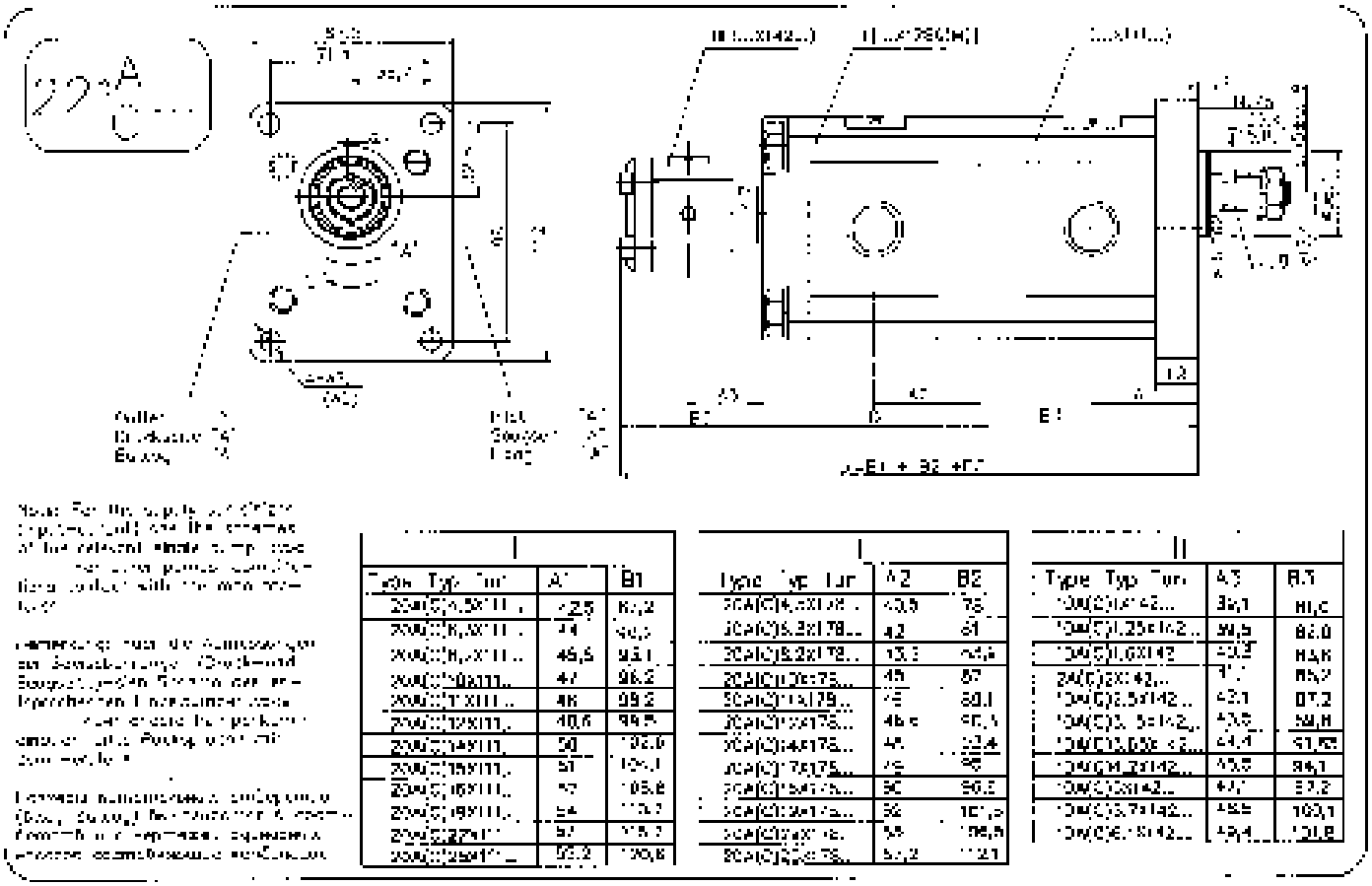

Tandem Gear Pumps
Doppelzahnradpumpen
Сдвоеные насосы

Gr. 222 250 Bar

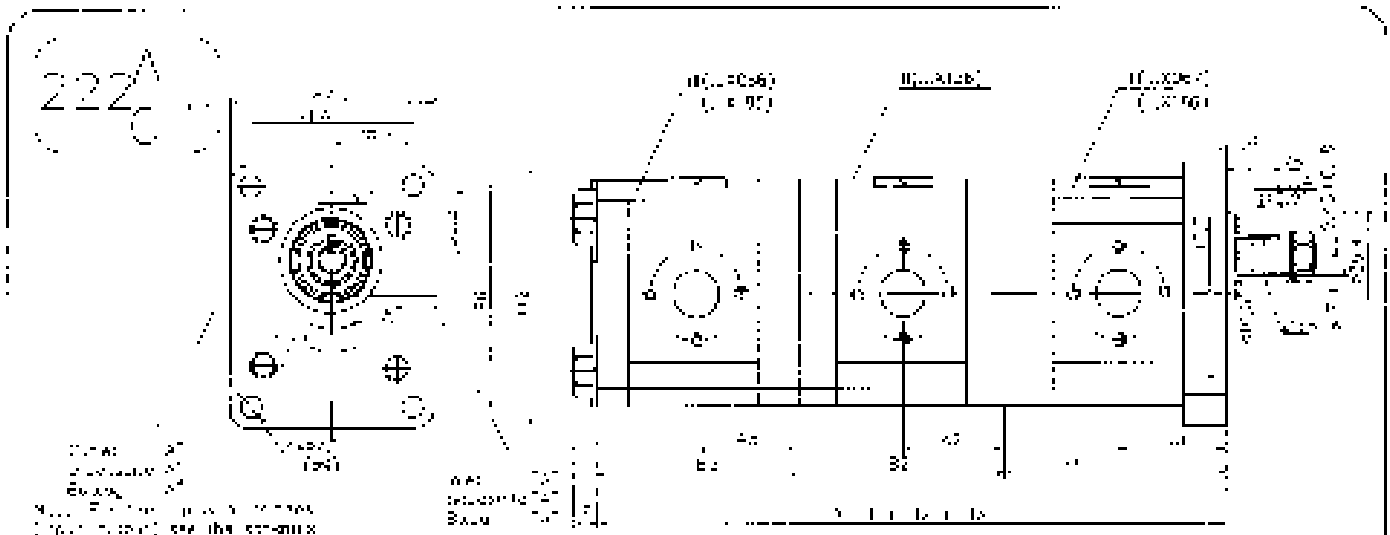

Type	A1	B1
20A(C)4,5x067	[illegible]	[illegible]
20A(C)5,5x067	[illegible]	[illegible]
20A(C)6,3x067	[illegible]	[illegible]
20A(C)8,2x067	47	80,2
20A(C)10x067	48	84,2
20A(C)12x067	48,6	89,5
20A(C)14x067	[illegible]	[illegible]
20A(C)16x067	51	[illegible]
20A(C)16x067	52	[illegible]
20A(C)19x067	[illegible]	[illegible]
20A(C)22x067	57	[illegible]
20A(C)25x067	59,7	123,6

Type	A2	D2
20A(C)4,5x156	45,5	85,2
20A(C)5,5x156	47	88,2
20A(C)6,3x156	45,5	[illegible]
20A(C)8,2x156	[illegible]	94,2
20A(C)10x156	46	96,3
20A(C)12x156	46,6	97,5
20A(C)14x156	48	[illegible]
20A(C)16x156	49	[illegible]
20A(C)16x156	49	[illegible]
20A(C)19x156	52	[illegible]
20A(C)19x156	[illegible]	[illegible]
20A(C)22x156	55	113,7
20A(C)25x156	57,2	118,6

Type	A3	B3
20A(C)4,5x116	46,5	[illegible]
20A(C)6,3x116	[illegible]	[illegible]
20A(C)8,2x116	45,5	85,9
20A(C)10x116	46	87
20A(C)12x116	46	88,1
20A(C)14x116	46,6	90,2
20A(C)14x116	48	93,4
20A(C)16x116	49	95
20A(C)16x116	50	[illegible]
20A(C)19x116	[illegible]	[illegible]
20A(C)19x116	55	105,3
20A(C)22x116	57,2	112,1

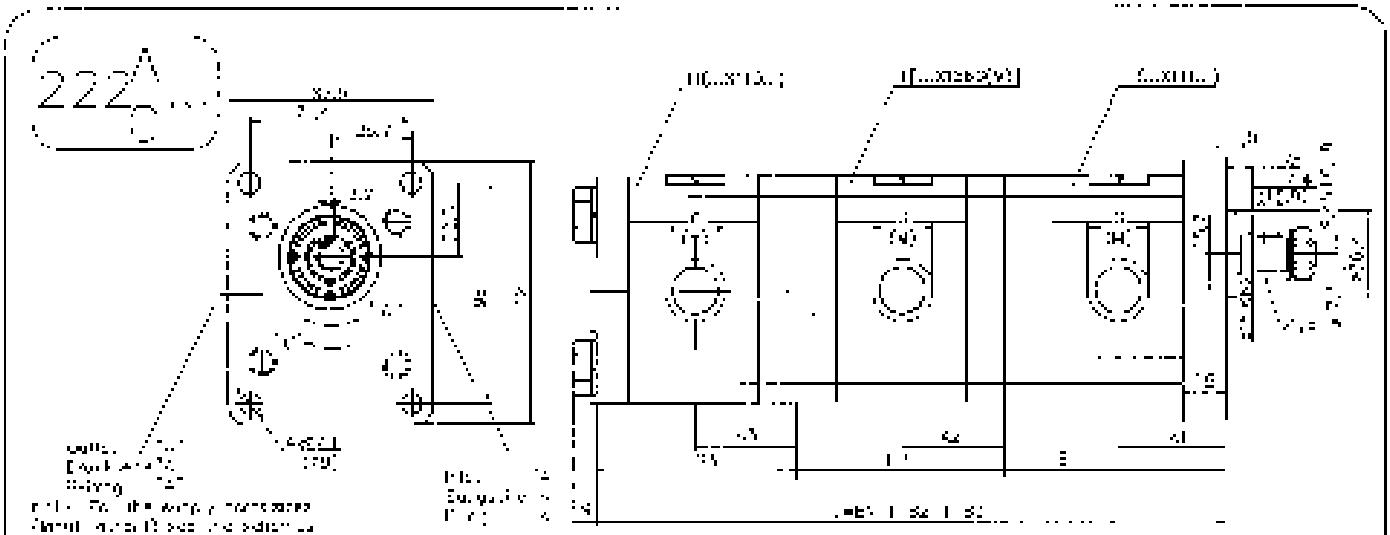

Type	A1	B1
20A(C)4,5x111...	[illegible]	87,2
20A(C)5,5x111...	44	90,2
20A(C)8,2x111...	46,5	95,1
20A(C)10x111...	47	96,2
20A(C)11x111...	48	98,3
20A(C)12x111...	48,6	99,3
20A(C)14x111...	50	103,6
20A(C)16x111...	[illegible]	104,1
20A(C)16x111...	52	[illegible]
20A(C)19x111...	54	[illegible]
20A(C)22x111...	57	[illegible]
20A(C)25x111...	59,2	123,6

Type	A2	B2
20A(C)4,5x156...	46,5	85,2
20A(C)5,5x156...	[illegible]	90,2
20A(C)6,3x156...	43,5	[illegible]
20A(C)8,2x156...	[illegible]	94,2
20A(C)10x156...	46	96,3
20A(C)12x156...	46,6	97,5
20A(C)14x156...	48	100,5
20A(C)16x156...	49	102,1
20A(C)16x156...	50	103,6
20A(C)19x156...	52	109,7
20A(C)22x156...	55	113,7
20A(C)25x156...	57,2	118,6

Type	A3	B3
20A(C)4,5x116...	46,5	78
20A(C)5,5x116...	[illegible]	81
20A(C)6,3x116...	45,5	83,9
20A(C)8,2x116...	46	87
20A(C)10x116...	46	88,1
20A(C)11x116...	46,6	90,2
20A(C)12x116...	48	93,4
20A(C)14x116...	49	95
20A(C)16x116...	50	[illegible]
20A(C)16x116...	52	[illegible]
20A(C)19x116...	55	105,3
20A(C)22x116...	57,2	112,1

Hydraulic Gear Pumps
Hydraulische Zahnradpumpen
Шестеренные насосы
175 bar

ORDERING CODES | BESTELLANGABEN | СПОСОБ ЗАЯВЛЕНИЯ

* *** * **

DIRECTION OF ROTATION
DREHERICHTUNG
НАПРАВЛЕНИЕ ВРАЩЕНИЯ

A

C

TYPE SIZE
NENNGROESSE
ТИПОРАЗМЕР

PIPELINES CONNECTION:
blank - by flanges
T - by inch thread (GAS,BSP)
TM - by metric thread

LEISTUNGANSCHLISS:
ohne Bez. - Flanschanschluss
T - Zollgewinde (GAS, BSP)
TM - metrisches Gewinde

ПРИСОЕДИНЕНИЕ:
без обозн. - фланцами
T - трубной резбой (GAS, BSP)
TM - метрической резбой

OUTLET OF THE DRIVE SCHAFT:
X - Through the front cover
Y - Trough both covers
Z - Through the back kover

WELLENENDE:
X - am Vorderdeckel
Y - beiderseitig
Z - am Hinterdeckel

ВЫХОД ВЕДУЩЕГО ВАЛА:
X - через переднюю крышку
Y - через обе крышки
Z - через заднюю крышку

Example: A10X - hydraulic gear pump, direction of rotation - counterclockwise, type size 10, shaft outlet through the front cover

Beispiel: A10X - hydraulische Zahnradpumpe, Dreherichtung - links, Nenngroesse 10, Wellenende am Vorderdeckel.

Пример: A10X - шестеренный насос с направлением вращения против часовой стрелки, типоразмер 10, вал выходит через переднюю крышку

I group - displacement:
1.22 ... 4.36 cm^3
II group - displacement:
4.5 ... 25 cm^3
III group* - displacement:
19.5 ... 55 cm^3

1 Gruppe - Foerdervolume:
1.22 ... 4.36 cm^3
2 Gruppe - Foerdervolume:
4.5 ... 25 cm^3
3 Gruppe* - Foerdervolume:
19.5 ... 55 cm^3

I группа - рабочий объем:
1.22 ... 4.36 cm^3
II группа - рабочий объем:
4.5 ... 25 cm^3
III группа* - рабочий объем:
19.5 ... 55 cm^3

* - see page 4.2

* - siehe 4.2

* - см. стр. 4.2

Hydraulic Gear Pumps
Hydraulische Zahnradpumpen
Шестеренные насосы

Gr. I 175 Bar

Type / Typ / Тип	027	036	040	060	072	084	096	12
Working volume / Foerdervolumen / Рабочий объем — cm³	1,22	1,63	2,18	2,72	3,27	3,81	4,36	5,7
Rated pressure / Nenndruck / Номинальное давление — bar	175	175	175	175	175	140	125	125
Max. pressure / Maximaldruck / Максимальное давление — bar	200	200	200	200	200	170	150	150
Min. speed / Min. Drehzahl / Минимальная частота вращения — min⁻¹	650	650	650	650	650	650	650	650
Max. speed / Max. Drehzahl / Максимальная частота вращения — min⁻¹	3500	3500	3500	3500	3500	3500	3500	3500

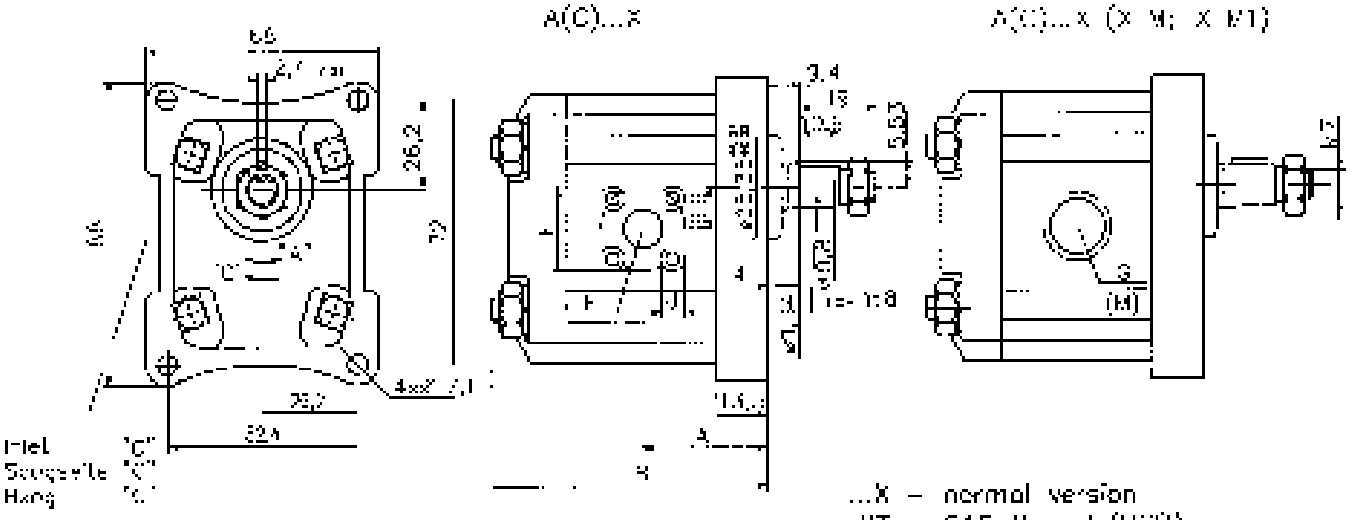

Type / Typ / Тип	Displacement / Foerdervolumen / Рабочий объем	Dimensions / Abmessungen / Размеры: A	B	Inlet / Saugseite / Вход: C	d	F	M1	M	G	Outlet / Druckseite / Выход: L	d	F	M1	M	G
	cm³	mm		mm						mm					
A(C)027X..	1,22	31	69	30,2	M6	13		M16x1,5	22/8	30,2	M6	13		M16x1,5	22/8
A(C)036X..	1,63	32	71	30,2	M6	13		M16x1,5	22/8	30,2	M6	13		M16x1,5	22/8
A(C)040X..	2,18	32	71	30,2	M6	13		M16x1,5	22/8	30,2	M6	13		M16x1,5	22/8
A(C)060X..	2,72	37	71	30,2	M6	13		M16x1,5	22/8	30,2	M6	13		M16x1,5	22/8
A(C)072X..	3,27	36	79	30,2	M6	13		M22x1,5	22/8	30,2	M6	13		M16x1,5	22/8
A(C)084X..	3,81	38	79	30,2	M6	13		M22x1,5	22/8	30,2	M6	13		M16x1,5	22/8
A(C)096X..	4,36	38	79	30,2	M6	13		M22x1,5	22/8	30,2	M6	13		M16x1,5	22/8
A(C)12X..	5,7	40,9	87,2	30,2	M6	13	M22x1,5	M22x1,5	22/8	30,2	M6	13	M16x1,5	M16x1,5	22/8

Type / Typ / Тип		027	036	046	050	072	081	093	112
Working volume / Fördervolumen / Рабочий объем	cm³	1,22	1,63	2,18	2,72	3,27	4,08	4,90	6,12
Rated pressure / Nenndruck / Номинальное давление	bar	175	175	175	175	175	140	125	125
Max. pressure / Maximaldruck / Максимальное давление	bar	200	200	200	200	200	170	150	150
Min. speed / Min. Drehzahl / Мин. частота вращения	min⁻¹	650	650	650	650	650	650	650	650
Max. speed / Max. Drehzahl / Макс. частота вращения	min⁻¹	3500	3500	3500	3500	3500	3500	3500	3500

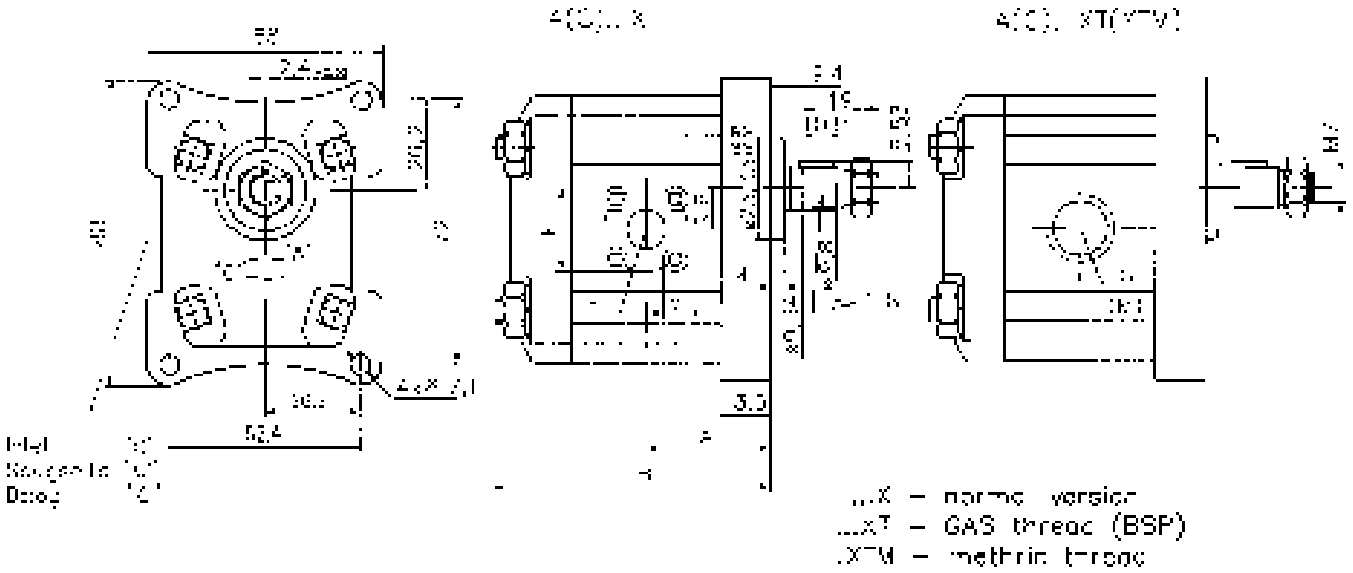

Type / Typ / Тип	Displacement / Fördervolumen / Рабочий объем	Dimensions / Abmessungen / Размеры A	B	Inlet / Saugseite / Вход C	d	F	M	G	Outlet / Druckseite / Выход C	d	F	M	G
	cm³	mm		mm					mm				
A(C)027...	1,22	67	69	30,2	M6	13	M16x1,5	G3/8	30,2	M6	13	M16x1,5	G3/8
A(C)036...	1,63	32	71	30,2	M6	13	M16x1,5	G3/8	30,2	M6	13	M16x1,5	G3/8
A(C)046...	2,18	32	71	30,2	M6	13	M16x1,5	G3/8	30,2	M6	13	M16x1,5	G3/8
A(C)050...	2,72	37	71	30,2	M6	13	M16x1,5	G3/8	30,2	M6	13	M16x1,5	G3/8
A(C)072...	3,27	36	75	30,2	M6	13	M16x1,5	G3/8	30,2	M6	13	M16x1,5	G3/8
A(C)081...	3,81	36	75	30,2	M6	13	M16x1,5	G3/8	30,2	M6	13	M16x1,5	G3/8
A(C)093...	4,36	36	75	30,2	M6	13	M16x1,5	G3/8	30,2	M6	13	M16x1,5	G3/8
A(C)112...	5,7	40,5	80,8	30,2	M6	13	M16x1,5	G3/8	30,2	M6	13	M16x1,5	G3/8

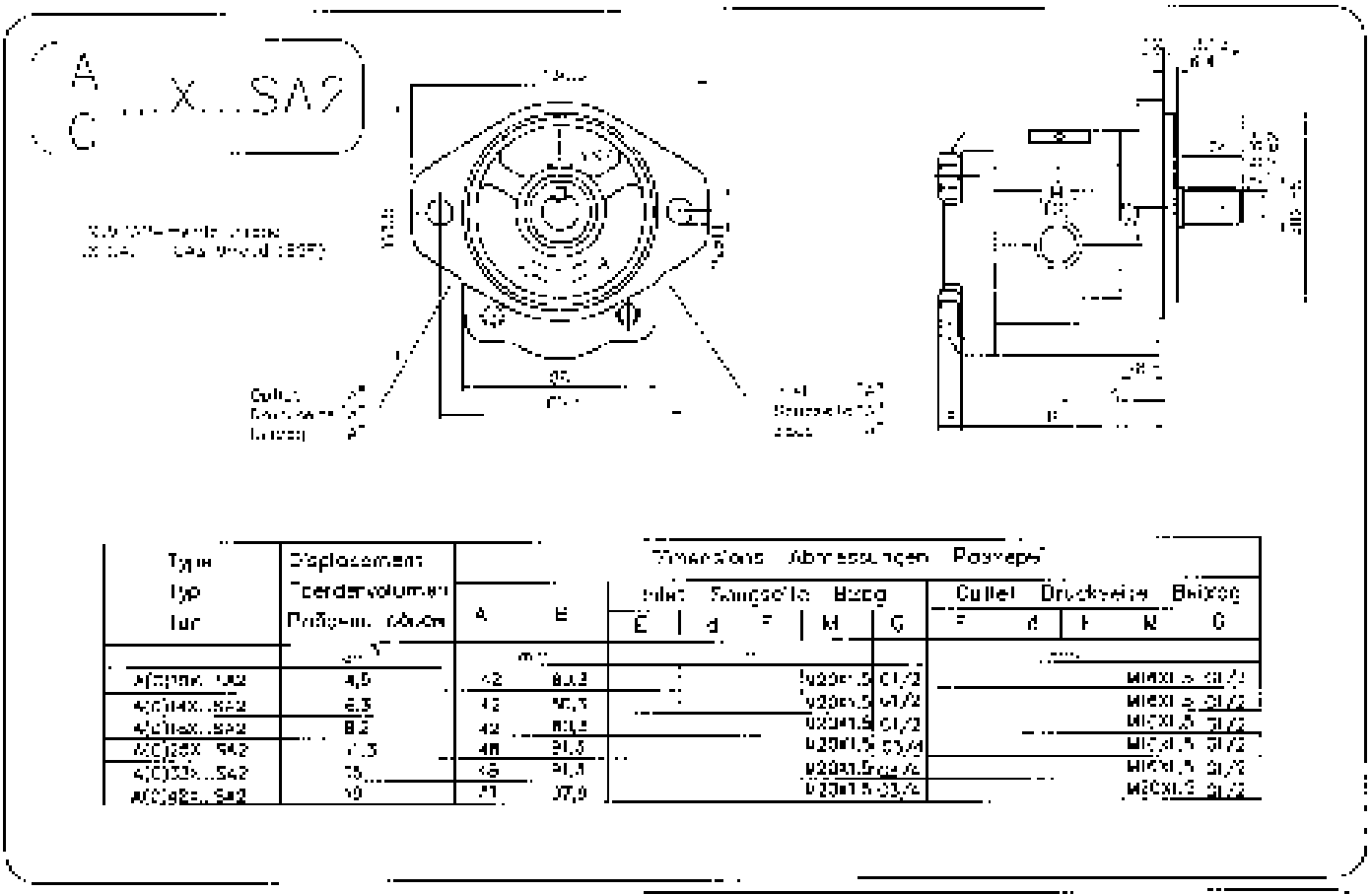

Type Typ Tipo	Displacement Fördervolumen Portata	Dimensions Abmessungen Passeggi												
		A	E	Inlet Saugseite Aspiro					Outlet Druckseite Mandata					
				E	d	F	M	G	F	d	F	M	G	
	cm³	mm												
A(C)10X...SA2	4,5	42	80,3				M22x1,5	G1/2				M16x1,5	G1/2	
A(C)14X...SA2	6,3	42	80,3				M22x1,5	G1/2				M16x1,5	G1/2	
A(C)16X...SA2	8,2	42	80,3				M22x1,5	G1/2				M16x1,5	G1/2	
A(C)20X...SA2	11,5	48	81,3				M22x1,5	G3/4				M16x1,5	G1/2	
A(C)23X...SA2	15	48	81,3				M22x1,5	G3/4				M16x1,5	G1/2	
A(C)28X...SA2	19	51	87,9				M22x1,5	G3/4				M16x1,5	G1/2	

The parameters of the single pumps are valid but with the folloving limitation - the maximal rotation speed is defined by the pump with a lower rotation speed

Gueltig sind die Parameter der einzelnen Pumpen mit der folgenden Begrencung - die maximale Drehfrequenz wird nach der Pumpe mit der niedrigen maximalen Frequenz bestimmt.

При сдвоенных насосах валидно следующее ограничение - максимальная частота вращения определяется насосом меншей частоты.

ORDERING CODES
BESTELLANGABEN
СПОСОБ ЗАЯВЛЕНИЯ

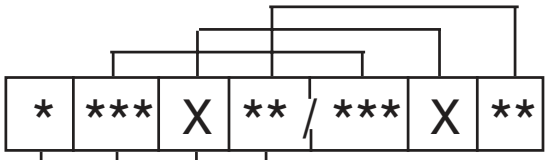

DIRECTION OF ROTATION
(viewed from the shaft)
DREHERICHTUNG
(von Wellenseite gesehen)
НАПРАВЛЕНИЕ ВРАЩЕНИЯ
(смотря со стороны вала)

A

C

TYPE SIZE
NENNGROESSE
ТИПОРАЗМЕР

X - drive shaft outlet through the front cover.
X - Wellenende am Vorderdeckel.
X - Выход ведущего вала через передную крышку

PIPELINES CONECTION TO THE PUMP:
- without designation - by flanges
T - by inch thread to inlet and outlet
T M - by metric thread to inlet and outlet

LEISTUNGANSCHLUSS AN PUMPE:
- ohne Bez. - Flanschanschluss
T - Zollgewinde am Ein- und Ausgang
T M - metrisches Gewinde am Ein- und Ausgang

ПРИСОЕДИНЕНИЕ ТРУБОПРОВОДОВ
- без обозначения - фланцами
T - трубной резбой
T M - метрической резбой

Example:
A42X/096XT - designates a tandem gear pump, driving pump of size 42 with counter-clockwise rotation and flange connection. The driven pump is of size 096 and connection ports with inch thread.

Beispiel:
A42X/096XT - Doppelzahnrad-pumpe, bestehend aus einer Hautpumpe (erste) 42 mit Drehe-richtung gegen das Uhrzeeigersinn und Flanshanschluss, zweiter Zahnradpumpe 096, Anschluss durch Zollgewinder-bohrungen am Gehause.

Пример:
A42X/096XT - обозначение сдвоенного шестеренного насоса, причем основнім насосом исползован типоразмер 42 с вращением против часовой стрелки и присоединением на фланцах, а вторім насосом типоразмер 096 и присоединением на резбовіх отверстиях в корпусе насоса.

Group	Type	Inlet					Outlet				
		X			XT	XTM	X			XT	XTM
		F	d	E	F	F	F	d	E	F	F
I	A(C)027X...	13	M6	30.2	G3/8	M16x1.5	13	M6	30.2	G3/8	M16x1.5
	A(C)036X...	13	M6	30.2	G3/8	M16x1.5	13	M6	30.2	G3/8	M16x1.5
	A(C)048X...	13	M6	30.2	G3/8	M16x1.5	13	M6	30.2	G3/8	M16x1.5
	A(C)060X...	13	M6	30.2	G3/8	M16x1.5	13	M6	30.2	G3/8	M16x1.5
	A(C)072X...	13	M6	30.2	G3/8	M20x1.5	13	M6	30.2	G3/8	M16x1.5
	A(C)084X...	13	M6	30.2	G3/8	M20x1.5	13	M6	30.2	G3/8	M16x1.5
	A(C)096X...	13	M6	30.2	G3/8	M20x1.5	13	M6	30.2	G3/8	M16x1.5
II	A(C)10X...	13	M6	30.2	G1/2	M20x1.5	13	M6	30.2	G1/2	M16x1.5
	A(C)14X...	13	M6	30.2	G1/2	M20x1.5	13	M6	30.2	G1/2	M16x1.5
	A(C)18X...	13	M6	30.2	G1/2	M20x1.5	13	M6	30.2	G1/2	M16x1.5
	A(C)25X...	19	M8	39.7	G3/4	M20x1.5	14.2	M6	30.2	G1/2	M16x1.5
	A(C)33X...	19	M8	39.7	G3/4	M20x1.5	14.2	M6	30.2	G1/2	M16x1.5
	A(C)42X...	19	M8	39.7	G3/4	M20x1.5	14.2	M6	30.2	G1/2	M20x1.5

Tandem Gear Pumps
Doppelzahnradpumpen
Сдвоеные насосы

Gr. I/I 175 Bar

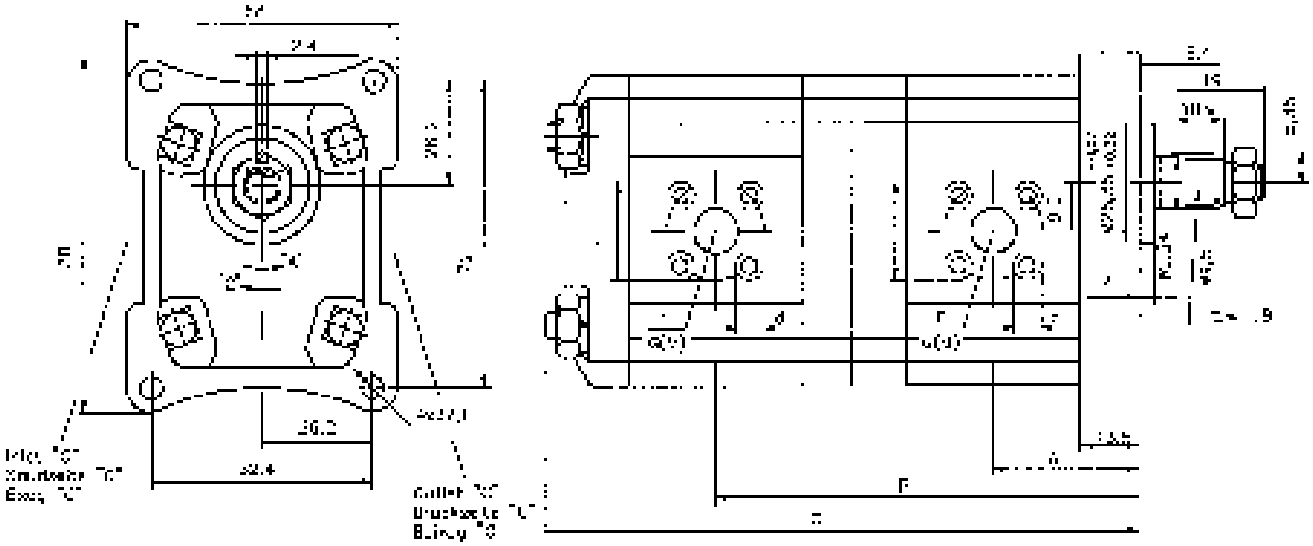

...X – normal version
...XI – SAE thread (BSP)
...XTM metric thread

Type / Typ / Тип	A	B	C
	mm		
A(C)027.../A(C)027...	31,5	107,5	145
A(C)036.../A(C)027...	32,4	109,3	147
A(C)036.../A(C)036...	32,4	110,2	149
A(C)045.../A(C)027...	32,4	109,3	147
A(C)045.../A(C)036...	32,4	110,2	149
A(C)045.../A(C)045...	32,4	110,2	149
A(C)060.../A(C)027...	32,4	109,3	147
A(C)060.../A(C)036...	32,4	110,2	149
A(C)060.../A(C)045...	32,4	110,2	149
A(C)060.../A(C)060...	32,4	110,2	149
A(C)072.../A(C)027...	35,8	116,1	152
A(C)072.../A(C)036...	35,8	117,1	155
A(C)072.../A(C)045...	35,8	117,1	155
A(C)072.../A(C)060...	35,8	117,1	155
A(C)072.../A(C)072...	35,8	120,5	162

Type / Typ / Тип	A	B	C
	mm		
A(C)084.../A(C)027...	35,8	116,1	152
A(C)084.../A(C)036...	35,8	117,1	155
A(C)084.../A(C)045...	35,8	117,1	155
A(C)084.../A(C)060...	35,8	117,1	155
A(C)084.../A(C)072...	35,8	120,5	162
A(C)084.../A(C)084...	35,8	120,5	162
A(C)096.../A(C)027...	35,8	116,1	152
A(C)096.../A(C)036...	35,8	117,1	155
A(C)096.../A(C)045...	35,8	117,1	155
A(C)096.../A(C)060...	35,8	117,1	155
A(C)096.../A(C)072...	35,8	120,5	162
A(C)096.../A(C)084...	35,8	120,5	162
A(C)096.../A(C)096...	35,8	120,5	162

Tandem Gear Pumps
Doppelzahnradpumpen
Сдвоеные насосы

Gr. II/I 175 Bar

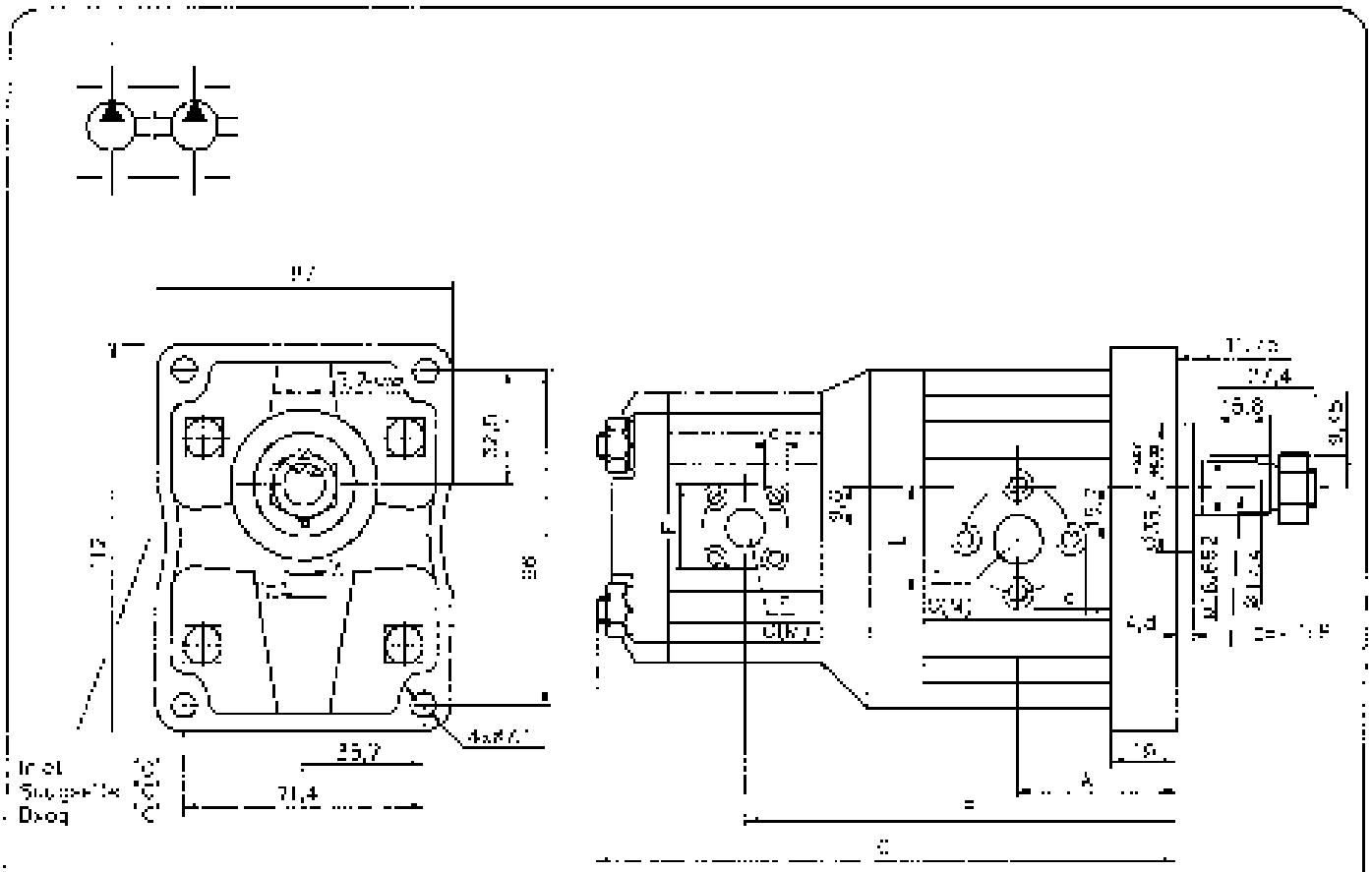

... X – normal version
... X – GAS thread (BSP)
... X M – metric thread

Type / Typ / Tип	A	B	C
	mm		
A(C)10... / A(C)027...	42,5	134...	167,7
A(C)10... / A(C)036...	42,5	134,9	169,5
A(C)10... / A(C)048...	42,5	134,9	169,5
A(C)10... / A(C)060...	42,5	134,9	169,5
A(C)10... / A(C)072...	42,5	136,3	176,3
A(C)10... / A(C)084...	42,5	136,3	176,3
A(C)10... / A(C)096...	42,5	136,3	176,3
A(C)14... / A(C)027...	42,5	134	167,7
A(C)14... / A(C)036...	42,5	134,9	169,5
A(C)14... / A(C)048...	42,5	134,9	169,5
A(C)14... / A(C)060...	42,5	134,9	169,5
A(C)14... / A(C)072...	42,5	136,3	176,3
A(C)14... / A(C)084...	42,5	136,3	176,3
A(C)14... / A(C)096...	42,5	136,3	176,3
A(C)18... / A(C)027...	42,5	134	167,7
A(C)18... / A(C)036...	42,5	134,9	169,5
A(C)18... / A(C)048...	42,5	134,9	169,5
A(C)18... / A(C)060...	42,5	134,9	169,5
A(C)18... / A(C)072...	42,5	136,3	176,3
A(C)18... / A(C)084...	42,5	136,3	176,3
A(C)18... / A(C)096...	42,5	136,3	176,3

Type / Typ / Tип	A	B	C
	mm		
A(C)25... / A(C)027...	46	145	178,7
A(C)25... / A(C)036...	46	145,9	180,5
A(C)25... / A(C)048...	46	145,9	180,5
A(C)25... / A(C)060...	46	145,9	180,5
A(C)25... / A(C)072...	46	149,4	187,4
A(C)25... / A(C)084...	46	149,4	187,4
A(C)25... / A(C)096...	46	149,4	187,4
A(C)33... / A(C)027...	46	145	178,7
A(C)33... / A(C)036...	46	145,9	180,5
A(C)33... / A(C)048...	46	145,9	180,5
A(C)33... / A(C)060...	46	145,9	180,5
A(C)33... / A(C)072...	46	149,4	187,4
A(C)33... / A(C)084...	46	149,4	187,4
A(C)33... / A(C)096...	46	149,4	187,4
A(C)42... / A(C)027...	51,4	151,6	185,5
A(C)42... / A(C)036...	51,4	152,7	187,3
A(C)42... / A(C)048...	51,4	152,7	187,3
A(C)42... / A(C)060...	51,4	152,7	187,3
A(C)42... / A(C)072...	51,4	156,1	194,1
A(C)42... / A(C)084...	51,4	156,1	194,1
A(C)42... / A(C)096...	51,4	156,1	194,1

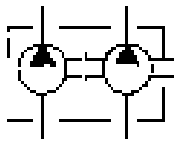

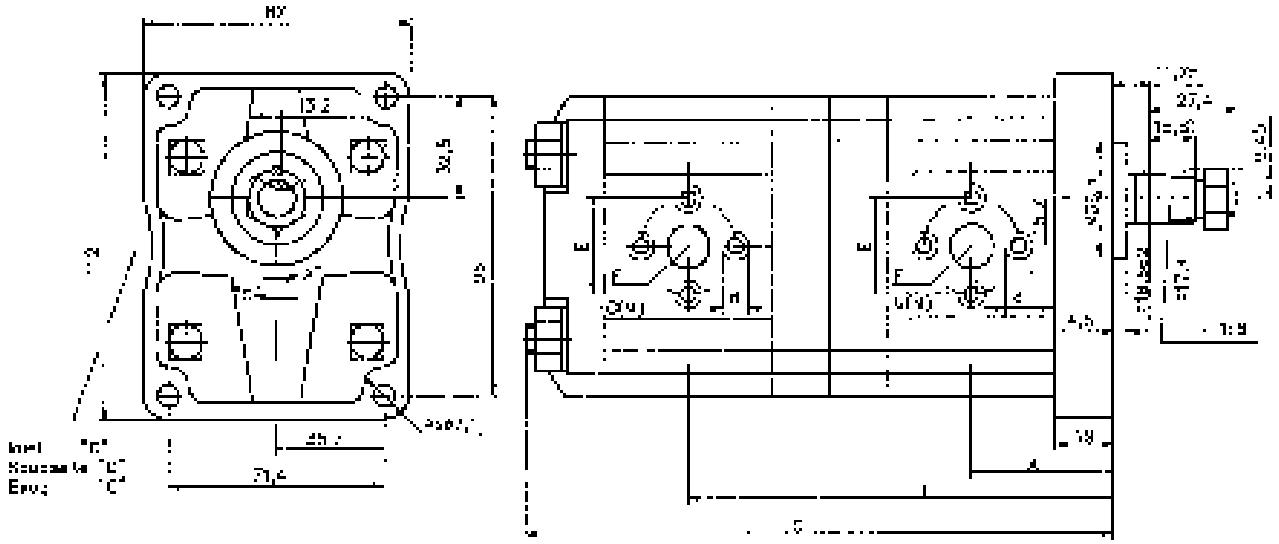

...X – normal version
...XT – GAS thread (BSP)
...XTM – metric thread

Type Typ Tur	A	B	C
	mm		
A(C)12... / A(C)12...	42,5	134,5	183,5
A(C)14... / A(C)14...	42,5	134,5	183,5
A(C)14... / A(C)14...	42,5	134,5	183,5
A(C)18... / A(C)18...	42,5	134,5	183,5
A(C)18... / A(C)14...	42,5	134,5	183,5
A(C)18... / A(C)18...	42,5	134,5	183,5
A(C)25... / A(C)12...	48	145,5	195
A(C)25... / A(C)14...	48	145,5	195
A(C)25... / A(C)18...	48	145,5	195
A(C)25... / A(C)25...	48	151	206

Type Typ Tun	A	B	C
	mm		
A(C)33... / A(C)12...	48	145,5	195
A(C)33... / A(C)14...	48	145,5	195
A(C)33... / A(C)18...	48	145,5	195
A(C)33... / A(C)25...	48	151	206
A(C)33... / A(C)33...	48	151	206
A(C)42... / A(C)12...	51,4	152,3	201,8
A(C)42... / A(C)14...	51,4	152,3	201,8
A(C)42... / A(C)18...	51,4	152,3	201,8
A(C)42... / A(C)25...	51,4	157,8	212,8
A(C)42... / A(C)33...	51,4	157,8	212,8
A(C)42... / A(C)42...	51,4	161,2	215,6

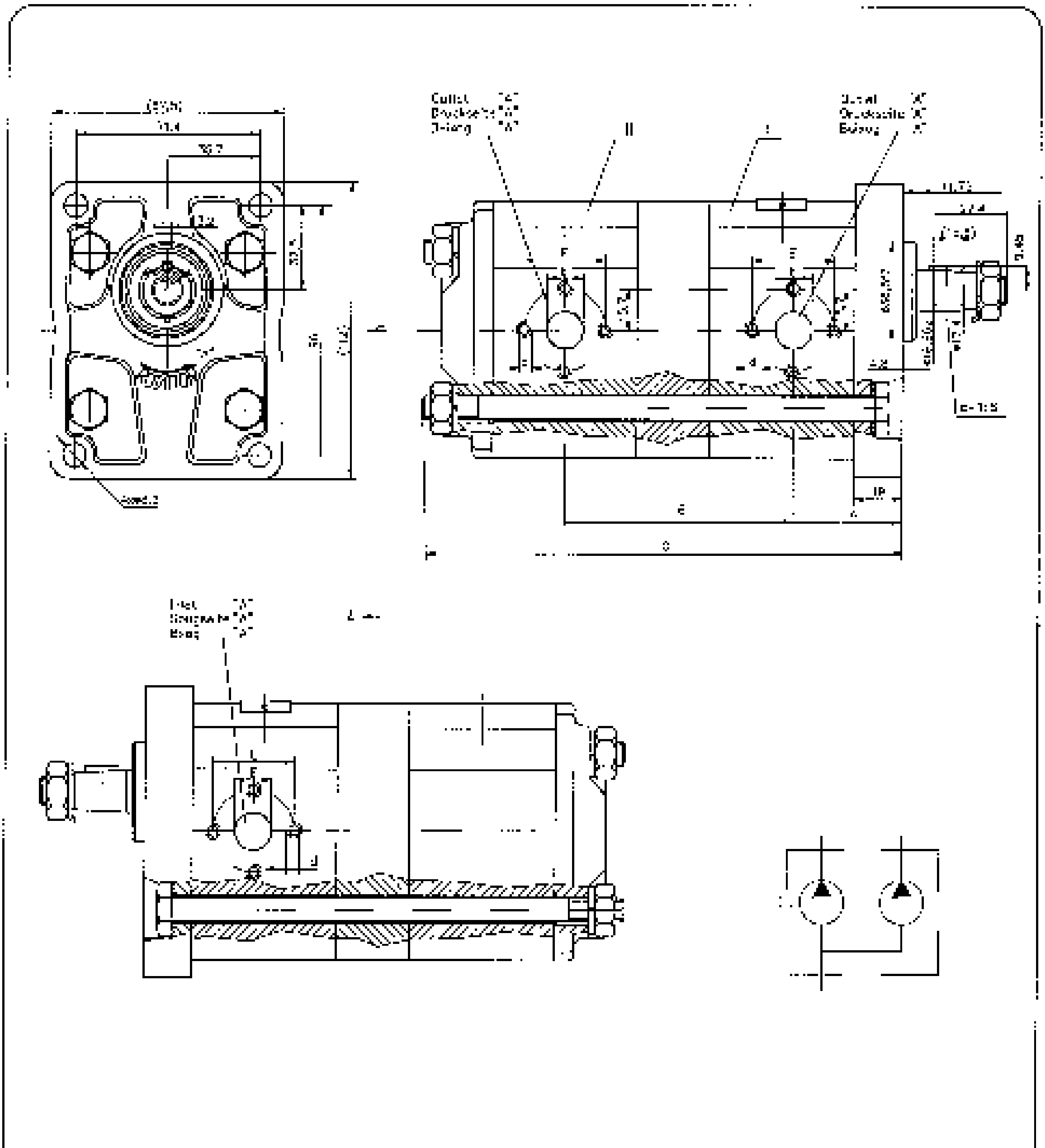

Type Typ Тип	Displacement Fördervolumen Рабочий объем		Dimensions Abmessungen Размеры														
	I	II	Inlet Saugseite Вход E	F	d	Outlet Druckseite Выход E	F	d	Inlet Saugseite Вход E	F	d	Outlet Druckseite Выход E	F	d	A	B	C
	cm³		mm			mm			mm			mm			mm		
A15/11.4X-A1	16	11.4	35,7	8	5/16-[illegible]UNC	17,5	14.8	3/4-20UNC				30,2	14.2	1/4-20UNC	46	150.7	205,[illegible]

22A11/8.2X349

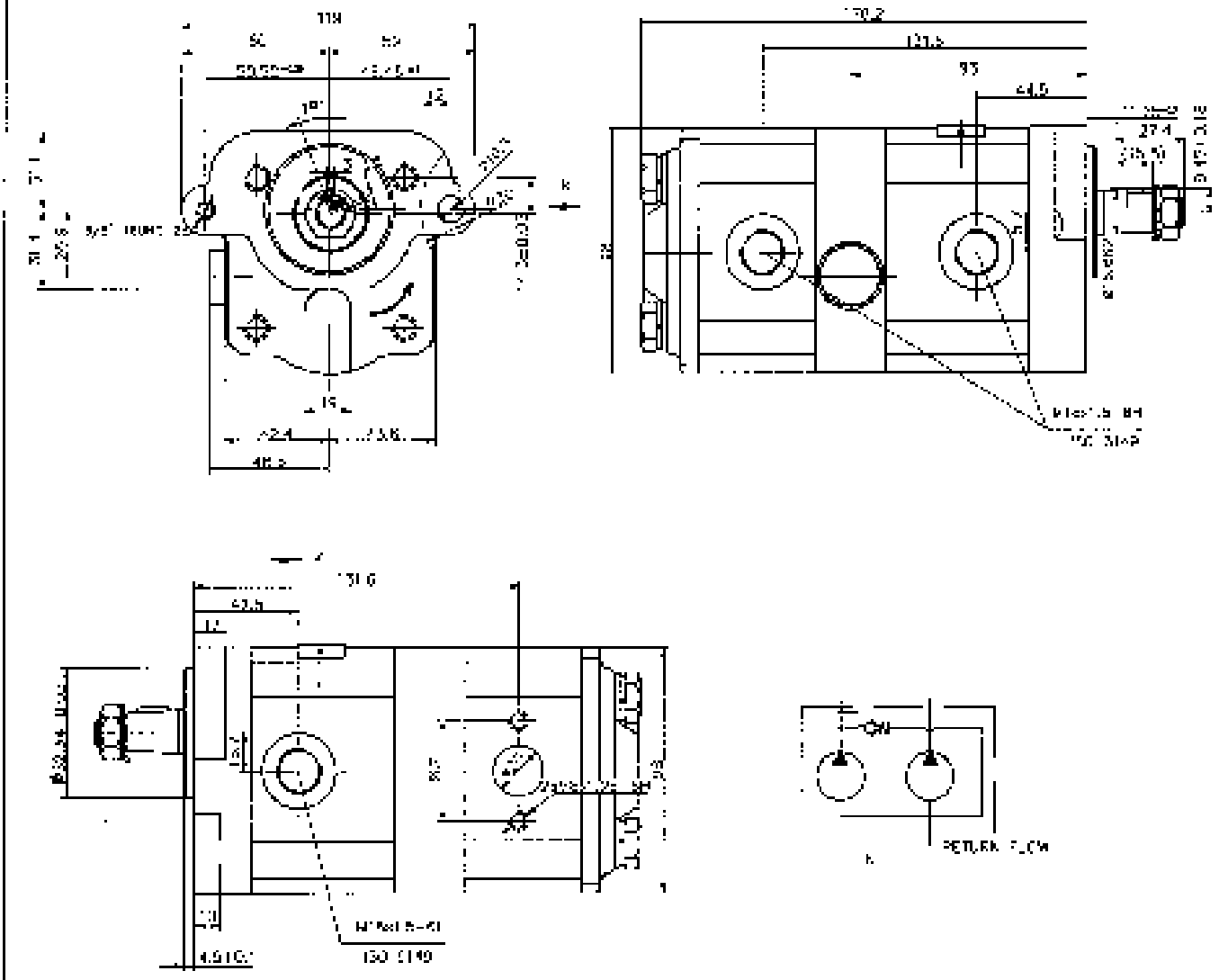

Displacement – Front pump 11 cm³
Rear pump 8.2 cm³

n_{max} = 4000 rpm

p_{max} = 200 bar

Hydraulic Gear Pumps with integrated valves
Hydraulische Zahnradpumpen mit eingebauten Wentilen
Шестеренные насосы ñ âäåëàí ûì êëàïàíîì

The hydraulic gear pumps with integrated valves supply a constant flow and a definite pressure of a working liquid at the pumps' outlet indepedently of the revolutions.

Die hydraulischen Zahnrad-pumpen siehern einen konstanten Foerderstrom und einen bestimmen Druck der hydraulischen Fluessigkeit an der Saugseite unabhaengig von der Drehzal.

Шестеренные насосы с вделанными клапанами назначены для нагнетания потока рабочей жидкости с постоянными показателями независимо от оборотов.

Hydraulic gear pumps with integrated relief-prefil valve and flowdivider

Hydraulischen Zahnradpumpen mit eingebauten Druckbegrenzungs - ueberstroemventil und stromteiler.

Шестеренные насосы с вделанными предохранительно - переливными клапанами и отделителями расхода.

ORDERING CODES BESTELLANGABEN СПОСОБ ЗАЯВЛЕНИЯ

** * *** * *** - ** / **** * * (*)

Pump type
Pumpentype
Тип насоса

Constant flow
Konst. Foerderstrom
Постоянный расход

12	-	12 l/min	+15% -10%
15	-	15 l/min	
25	-	25 l/min	

pressure at which the valve is ajusted
Ventileinstelldruck
давление, на котором настроен клапан

5	-	50 Bar	+5 bar
7	-	70 Bar	
10	-	100 Bar	
12,5	-	125 Bar	
14	-	140 Bar	

variant
Variante
вариант

	-	implentation I (fig. fig 1, 2)
	-	Ausfuehrung I (Fig. Fig 1, 2)
	-	исполнение I (фиг. фиг. 1, 2)
H	-	implentation II (fig. 3)
H	-	Ausfuehrung II (Fig. 3)
H	-	исполнение II (фиг. 3)
VR1	-	fig.4; Fig. 4; фиг.4

	-	two passages (fig. 2)
	-	mit 2 Durchflusskanalen (Fig. 2)
	-	с двумя потоками (фиг. 2)
A	-	one passage (fig. fig. 1, 3,)
A	-	mit 1 Durchflusskanale (Fig. Fig. 1, 3,)
A	-	с двумя потоками (фиг. фиг. 1, 3)

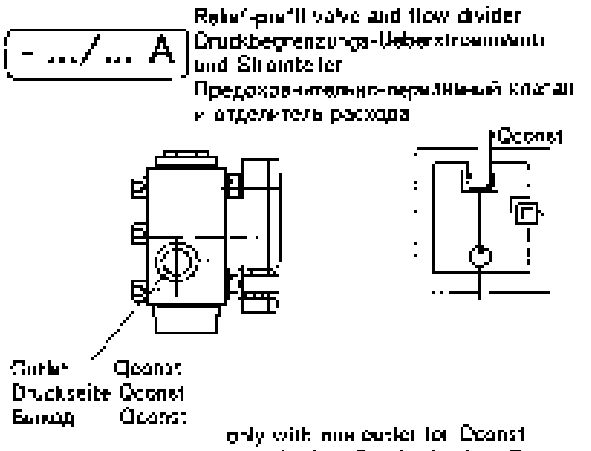

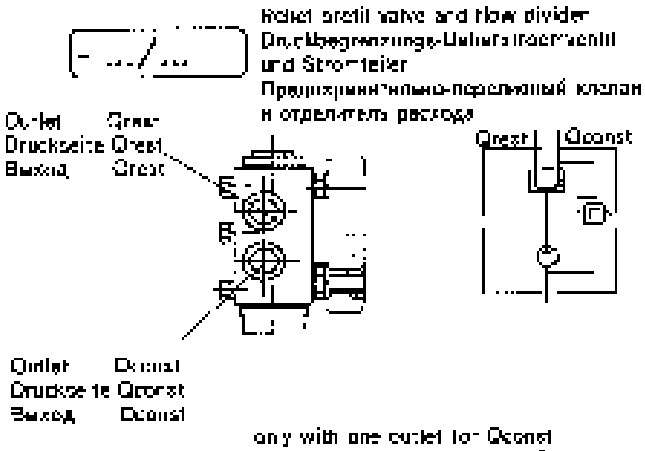

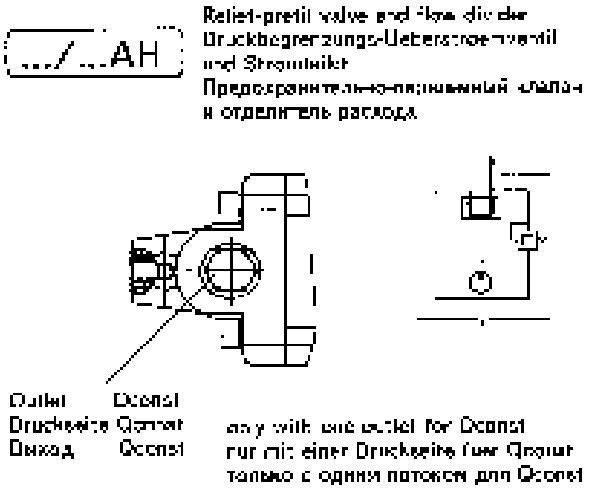

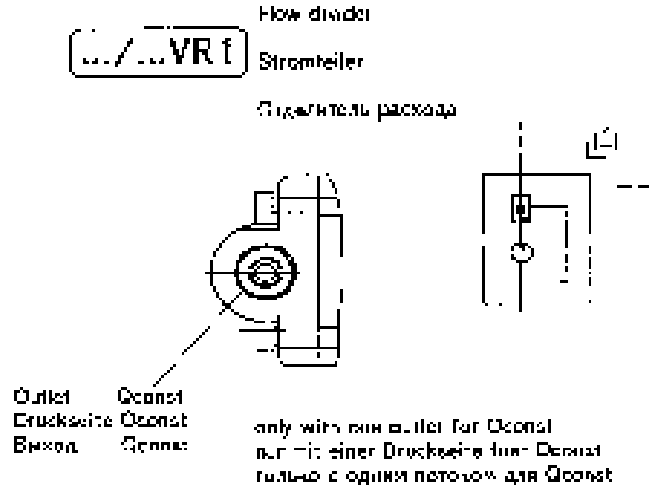

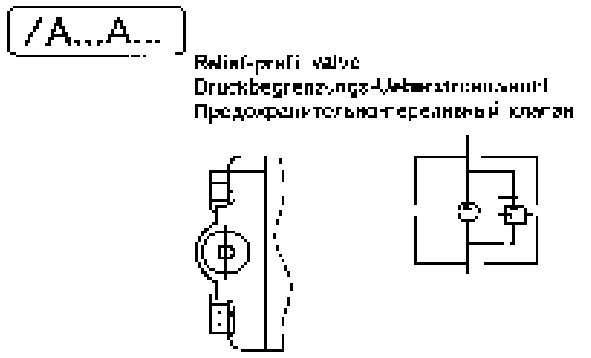

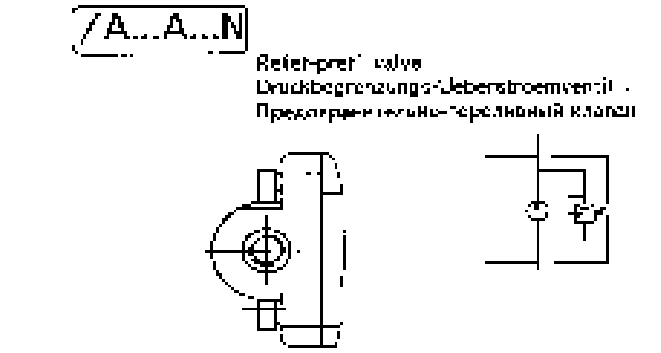

Example:
20A11X250-12/5A
Pump type 20A11X250 with relief-prefill valve and flow divider - constant flow 12 l/min and outlet pressure 50 bar with output for constant flow only.

Beispiel:
20A11X250-12/5A
Pumpe typ 20A11X250 mit Druckbegrenzungs-Ueberstromventil und Stromteiler - konstanten Durchflussstorm 12 l/min und Ausgangsdruck 50 bar; Ausgang nur fur konstanten Durchflussstorm.

Пример:
20A11X250-12/5A
Насос типа 20A11X250 с предохранительно-переливным клапаном и отделителям расхода - постоянний расход 12 l/min и давление на выходе 50 bar с выходом только для постоянного расхода.

Hydraulic Gear Pumps with integrated valves
Hydraulische Zahnradpumpen mit eingebauten Wentilen
Шестеренные насосы ñ âäåëàí ûì êëàï àí î ì

Hydraulic gear pumps with integrated relief-prefill valve

Hydraulischen Zahnradpumpen mit eingebauten Druckbegrenzungs - ueberstroemventil

Шестеренные насосы с вделанными предохранительно - преливными клапанами

ORDERING CODES: BESTELLANGABEN: СПОСОБ ЗАЯВЛЕНИЯ:

** * *** * *** / ** *** * (*)

Pump type
Pumpentype
Тип насоса

Valve kind; Ventilart; Вид клапана
A1 - without pressure control
- unregulierbar
- нерегулеруемый
A2 - pressure - controlled
- regulierbar
- регулеруемый

variant
Variante
вариант

valve implentation
Ventilausfuehrung
Исполнение клапана

pressure at which the valve is ajusted (see below)
(range of pressure ajustment (see bellow))
Ventileinstelldruck (see unten)
(Druckeinstellbereich (see unten))
давление, на катором настроен клапан (см. внизу)
(диапазон регулирования давления (см. внизу))

Pressure at which the valve is ajusted / Ventileinstelldruck / Давление, на котором настроен клапан

A18	- 15 Bar	A32	- 60 Bar	A17	- 120 Bar	A36	- 180 Bar
A26	- 20 Bar	A19	- 70 Bar	A29	- 130 Bar	A35	- 190 Bar
A25	- 25 Bar	A20	- 80 Bar	A22	- 140 Bar	A37	- 200 Bar
A28	- 30 Bar	A40	- 90 Bar	A23	- 150 Bar	A27	- 210 Bar
A41	- 40 Bar	A21	- 100 Bar	A39	- 160 Bar	A33	- 230 Bar
A34	- 50 Bar	A38	- 110 Bar	A43	- 170 Bar		

Range of pressure ajustment / Druckeinstellbereich / Диапазон регулирования давления

A4	-	15 . . . 50 Bar	A1	-	70 . . . 180 Bar
A2	-	40 . . . 100 Bar	A3	-	100 . . . 250 Bar

Example:
20A8.2X271/A2A1N - hydraulic gear pump 20A8.2X271 with relief-prefil valve (A2) with range of ajustment 70 ... 180 bar (A1) with decreased overall sizes (N).

Beispiel:
20A8.2X271/A2A1N - hydraulische Zahnradpumpe mit einstellbarem Druckbegrencungsventil (A2) mit Einstellbereich von 70 ... 180 Bar (A1) mit reduzieren Abmessungen (N).

Пример:
20A8.2X271/A2A1N - гидравлический шестеренный насос 20A8.2X271 с клапаном передохранительнорегулируемым (A2) диапазон регулирования 70 ... 180 bar (A1) с уменшенным габаритом (N).

20 A/C ...X149/A2A4

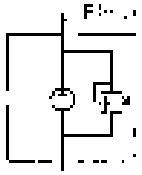

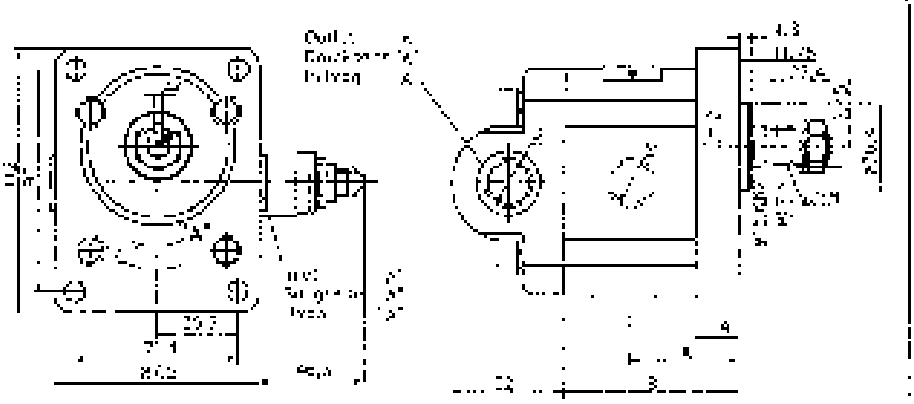

Type / Typ / Tun	Displacement / Fördervolumen / Рабочий объем	Pmax	Qconst	Dimensions / Abmessungen / Размеры A	B	Inlet / Saugseite / Вход E	d	F	M	C	Outlet / Druckseite / Выход E	d	F	K	C
	cm³	Bar	l/min	mm		mm					mm				
20A/C4,5X149/A2A4	4,5	250		42,5	66					G3/4					G3/4
20A/C6,3X149/A2A4	6,3			42,5	66					G3/4					G3/4
20A/C8,2X149/A2A4	8,2			42,5	66					G3/4					G3/4
20A/C10X149/A2A4	10			42	75					G3/4					G3/4
20A/C11X149/A2A4	11,2			42	77,1					G3/4					G3/4
20A/C12X149/A2A4	12			42,6	79,1					G3/4					G3/4
20A/C14X149/A2A4	14			50	81,4					G3/4					G3/4
20A/C15X149/A2A4	15			51	82,2					G3/4					G3/4
20A/C16X149/A2A4	16			52	84,6					G3/4					G3/4
20A/C19X149/A2A4	19			54	88,5					G3/4					G3/4
20A/C22X149/A2A4	22			57	84,5					G3/4					G3/4
20A/C25X149/A2A4	25			58,5	89,1					G3/4					G3/4

20 A/C ...X150 12/14,5AH

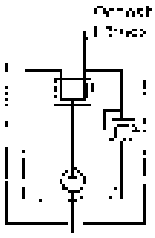

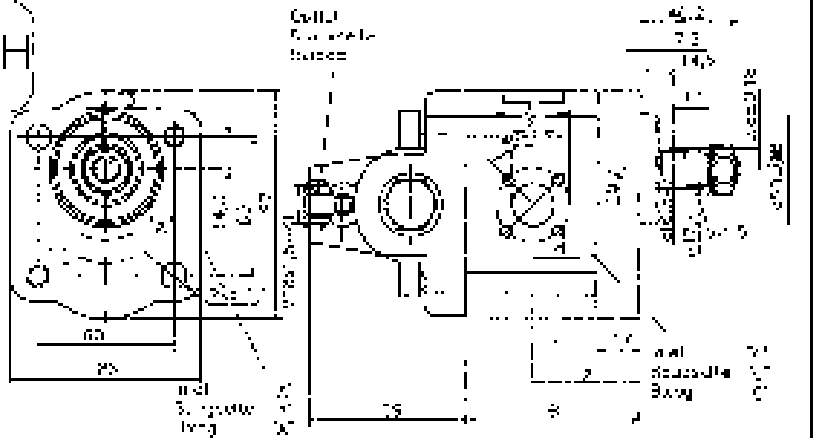

Type / Typ / Tun	Displacement / Fördervolumen / Рабочий объем	Pmax	Qconst	Dimensions / Abmessungen / Размеры A	B	Inlet / Saugseite / Вход E	d	F	M	C	Outlet / Druckseite / Выход E	d	F	K	Heizung C
	cm³	Bar	l/min	mm		mm					mm				
20A/C11X150-12/14,5AH	11,3			45	75	40	M8	20							
20A/C12X150-12/14,5AH	12			45	75,4	40	M8	20							
20A/C14X150-12/14,5AH	14			45	79,4	40	M8	20							
20A/C15X150-12/14,5AH	15			45	80,9	40	M8	20							
20A/C16X150-12/14,5AH	16			45	81,5	40	M8	20							

Hydraulic Gear Pumps with integrated valves
Hydraulische Zahnradpumpen mit eingebauten Wentilen
Шестереные насосы с вделанным клапаном

Gr. 20 250 Bar

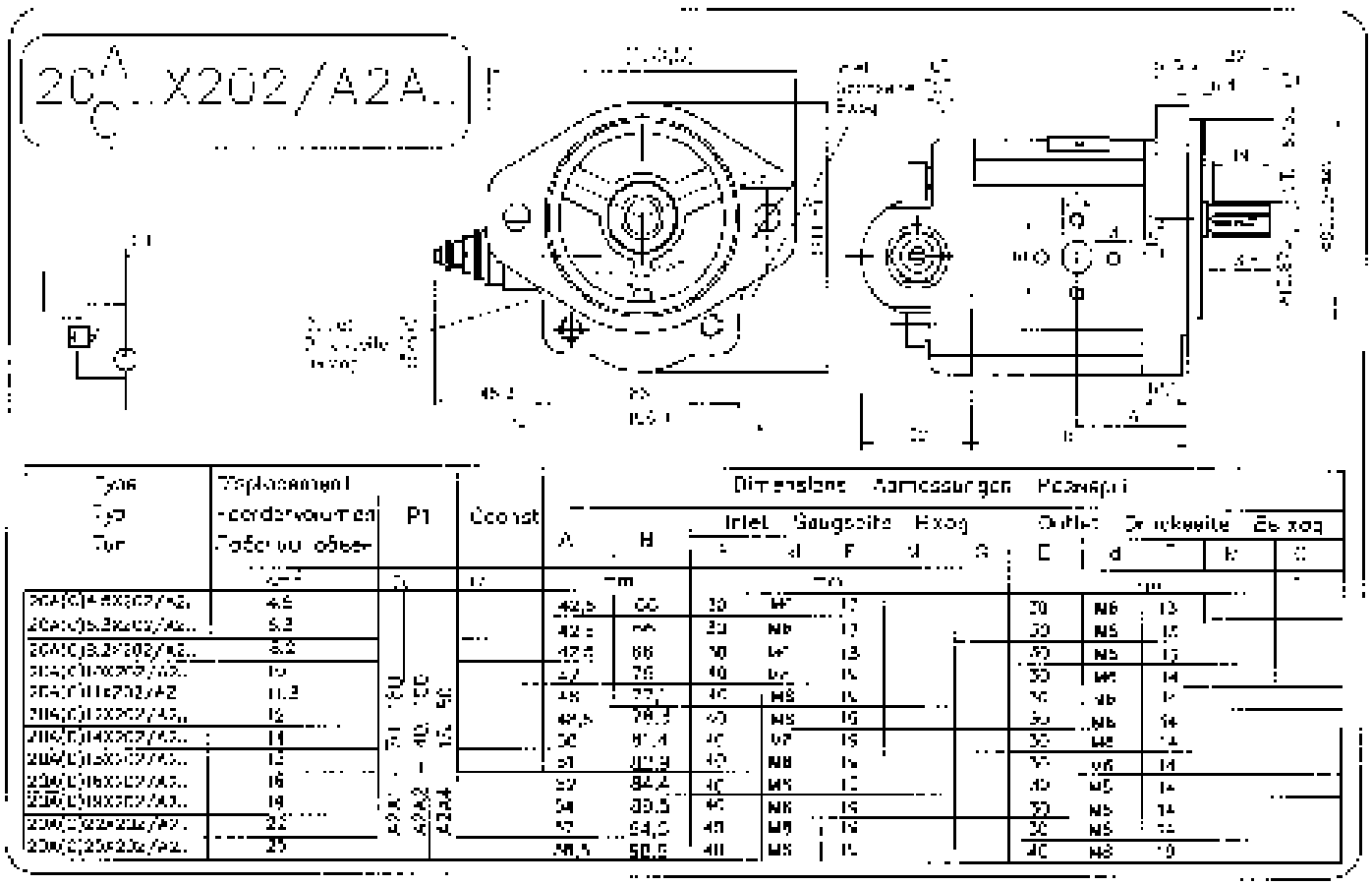

Type / Typ / Тип	Displacement / Fördervolumen / Подача объем	P1	Const	Dimensions / Abmessungen / Размеры											
				A	B	Inlet / Saugseite / Вход					Outlet / Druckseite / Выход				
						E	d	F	d	G	C	d	T	K	G
	cm³			mm							mm				
20A(C)4.8X202/A2..	4.8			42.5	66	30	M6	13			30	M6	13		
20A(C)5.2X202/A2..	5.2			42.5	66	30	M6	13			30	M6	13		
20A(C)5.2X202/A2..	5.2			42.5	66	30	M6	13			30	M6	13		
20A(C)6X202/A2..	6			47	75	40	M6	15			30	M6	14		
20A(C)6.8X202/A2	6.8			48	77.1	40	M6	15			30	M6	14		
20A(C)7.6X202/A2..	7.6			49.5	78.5	40	M6	15			30	M6	14		
20A(C)8X202/A2..	8			50	81.4	40	M6	15			30	M6	14		
20A(C)9X202/A2..	9			51	82.9	40	M6	15			30	M6	14		
20A(C)10X202/A2..	10			52	84.4	40	M6	15			30	M6	14		
20A(C)12X202/A2..	12			54	89.5	40	M6	15			30	M6	14		
20A(C)16X202/A2..	16			57	94.5	40	M6	15			30	M6	14		
20A(C)20X202/A2..	20			58.5	99.5	40	M6	15			30	M6	14		
20A(C)25X202/A2..	25			60.5	105.5	40	M6	15			30	M6	14		

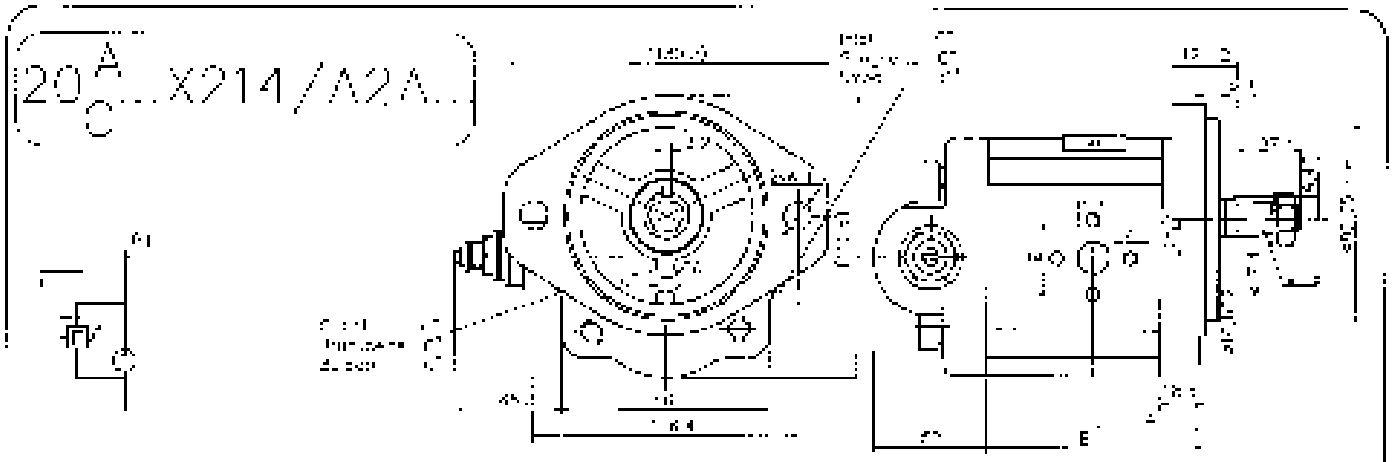

Type / Typ / Тип	Displacement / Fördervolumen / Подача объем	P1	Const	Dimensions / Abmessungen / Размеры											
				A	B	Inlet / Saugseite / Вход					Outlet / Druckseite / Выход				
						E	d	F	d	G	C	d	T	K	G
	cm³			mm							mm				
20A(C)4.8X214/A2A..	4.8			42.5	66	30	M6	13			30	M6	13		
20A(C)5.2X214/A2A..	5.2			42.5	66	30	M6	13			30	M6	13		
20A(C)5.2X214/A2A..	5.2			42.5	66	30	M6	13			30	M6	13		
20A(C)6X214/A2A..	6			47	75	40	M6	15			30	M6	14		
20A(C)6.8X214/A2A..	6.8			48	77.1	40	M6	15			30	M6	14		
20A(C)7.6X214/A2A..	7.6			49.5	78.5	40	M6	15			30	M6	14		
20A(C)8X214/A2A..	8			50	81.4	40	M6	15			30	M6	14		
20A(C)9X214/A2A..	9			51	82.9	40	M6	15			30	M6	14		
20A(C)10X214/A2A..	10			52	84.4	40	M6	15			30	M6	14		
20A(C)12X214/A2A..	12			54	89.5	40	M6	15			30	M6	14		
20A(C)16X214/A2A..	16			57	94.5	40	M6	15			30	M6	14		
20A(C)20X214/A2A..	20			58.5	99.5	40	M6	15			30	M6	14		
20A(C)25X214/A2A..	25			60.5	105.5	40	M6	15			30	M6	14		

20A...X268-12/10A-...

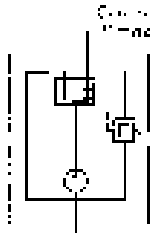

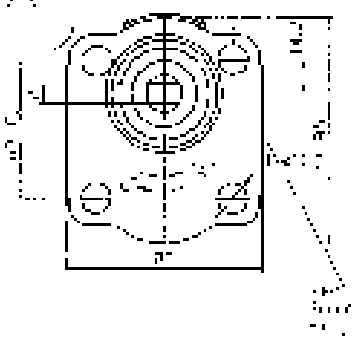

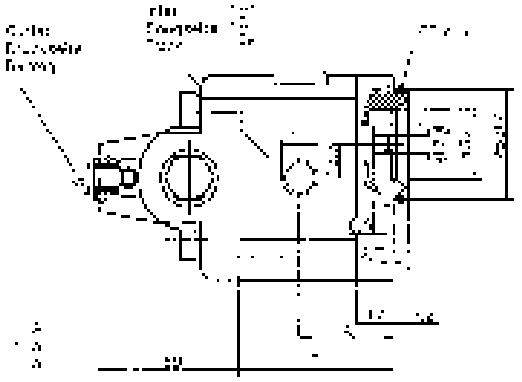

Type / Typ / Тип	Displacement / Fördervolumen / Рабочий объем	Pmax	Qconst	Dimensions / Abmessungen / Размеры A	B	Inlet / Saugseite / Всасывание E	d	F	M	G	Outlet / Druckseite / Нагнетание E	d	F	M	G
	cm³	bar	l/min	mm				mm							
20A(C)...X268-12/10A-	11,5			45	35					31/2					31/2
20A(C)...X268-12/10A-	12			45	36,5					31/2					31/2
20A(C)...X268-12/10A-	14			45	39,4					31/2					31/2
20A(C)...X268-12/10A-	15			45	40,9					31/2					31/2
20A(C)...X268-12/10A-	16			45	42,4					31/2					31/2

20A...X28/.../A2A1

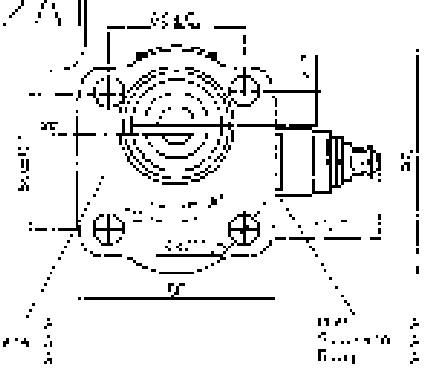

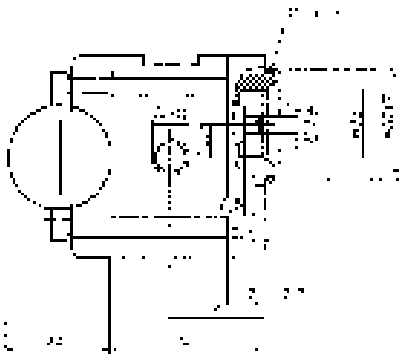

Type / Typ / Тип	Displacement / Fördervolumen / Рабочий объем	Pmax	Qconst	Dimensions / Abmessungen / Размеры A	B	Inlet / Saugseite / Всасывание C	d	F	M	G	Outlet / Druckseite / Нагнетание E	d	F	M	G
	cm³	bar	l/min	mm				mm							
20A(C)4,5+28/.../A2A1	4,5			27,5	51,1				M20x1,5	G1/2"				M16x1,5	G1/2"
20A(C)5,5+28/.../A2A1	5,5			28,5	54				M20x1,5	G1/2"				M16x1,5	G1/2"
20A(C)6,2+28/.../A2A1	6,2			40,6	64				M20x1,5	G1/2"				M16x1,5	G1/2"
20A(C)10X28/.../A2A1	10			45	72,9				M20x1,5	G3/4"				M16x1,5	G1/2"
20A(C)11X28/.../A2A1	11,5			45	75				M20x1,5	G3/4"				M16x1,5	G1/2"
20A(C)12X28/.../A2A1	12			45	76,3				M20x1,5	G3/4"				M16x1,5	G1/2"
20A(C)14X28/.../A2A1	14			45	79,4				M20x1,5	G3/4"				M16x1,5	G1/2"
20A(C)15X28/.../A2A1	15			45	80,9				M20x1,5	G3/4"				M16x1,5	G1/2"
20A(C)16X28/.../A2A1	16			45	82,4				M20x1,5	G3/4"				M16x1,5	G1/2"
20A(C)18X28/.../A2A1	18			45	85,5				M20x1,5	G3/4"				M16x1,5	G1/2"
20A(C)20X28/.../A2A1	22			52,5	92,5				M20x1,5	G3/4"				M16x1,5	G1/2"
20A(C)25X28/.../A2A1	25			57,7	99,4				M20x1,5	G3/4"				M16x1,5	G1/2"

20 A/C ...X272-12/19AH

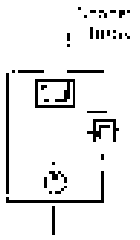

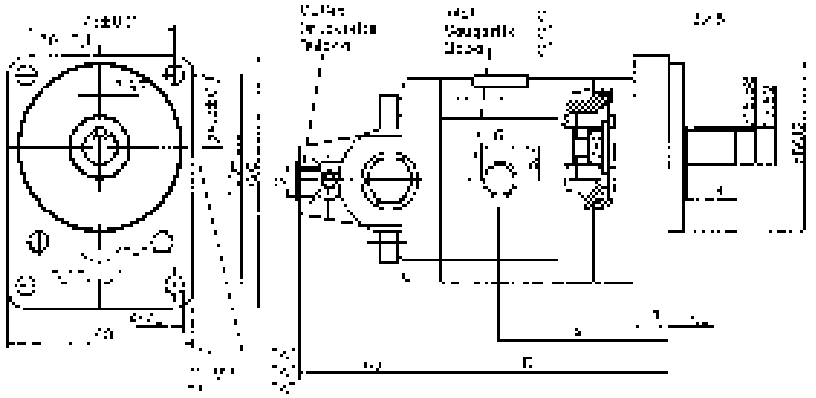

Type / Typ / Tipo	Displacement / Foerdervolumen / Рабочий объем		Qconst	Dimensions / Abmessungen / Размеры									
				A	B	Inlet / Saugseite / Вход				Outlet / Druckseite / Выход			
						E	d	F	k	E	d	F	k
	cm³	l/min	l/min	mm									
20A(C)10x272-12/19AH													
20A(C)11x272-12/19AH	11,3			79	100,1			G1/2					G1/2
20A(C)12x272-12/19AH	12			79	110,3			G1/2					G1/2
20A(C)14x272-12/19AH	14	1,0 bar	12 / 11,5 / 11,2	79	112,4			G1/2					G1/2
20A(C)15x272-12/19AH	15			79	112			G1/2					G1/2
20A(C)16x272-12/19AH	16			79	116,6			G1/2					G1/2

20 A/C ...X286.../A2A

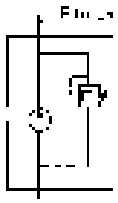

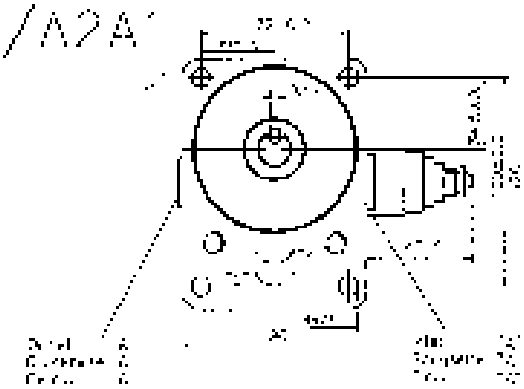

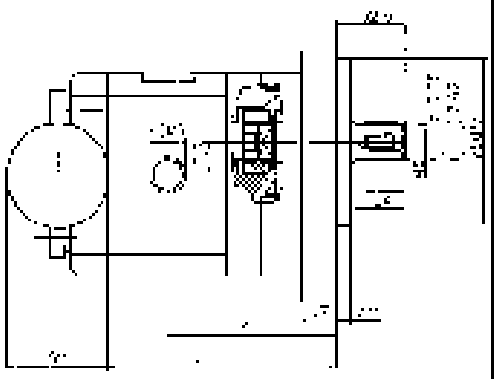

Type / Typ / Tipo	Displacement / Foerdervolumen / Рабочий объем		Qconst	Dimensions / Abmessungen / Размеры									
				A	B	Inlet / Saugseite / Вход				Outlet / Druckseite / Выход			
						E	d	F	k	E	d	F	k
	cm³	l/min	l/min	mm									
20A(C)4,5x286.../A2A	4,5			71,6	95,1			M20x1,5	G1/2"			M16x1,5	G1/2"
20A(C)6,3x286.../A2A	6,3			71,6	98			M20x1,5	G1/2"			M16x1,5	G1/2"
20A(C)8,2x286.../A2A	8,2			74,6	98			M20x1,5	G1/2"			M16x1,5	G1/2"
20A(C)10x286.../A2A	10			75	100,9			M20x1,5	G3/4"			M16x1,5	G1/2"
20A(C)11,3x286.../A2A	11,3			75	109			M20x1,5	G3/4"			M16x1,5	G1/2"
20A(C)12x286.../A2A	12			75	110,3			M20x1,5	G3/4"			M16x1,5	G1/2"
20A(C)14x286.../A2A	14			75	113,4			M20x1,5	G3/4"			M16x1,5	G1/2"
20A(C)15x286.../A2A	15			75	113			M20x1,5	G3/4"			M16x1,5	G1/2"
20A(C)16x286.../A2A	16			75	116,6			M20x1,5	G3/4"			M16x1,5	G1/2"
20A(C)19x286.../A2A	19			75	121,5			M20x1,5	G3/4"			M16x1,5	G1/2"
20A(C)22x286.../A2A	22			86,5	126,3			M20x1,5	G3/4"			M16x1,5	G1/2"
20A(C)25x286.../A2A	25			91,2	131,4			M20x1,5	G3/4"			M16x1,5	G1/2"

Hydraulic Gear Pumps with integrated valves
Hydraulische Zahnradpumpen mit eingebauten Wentilen
Шестереные насосы с вделанным клапаном

Gr. 20 250 Bar

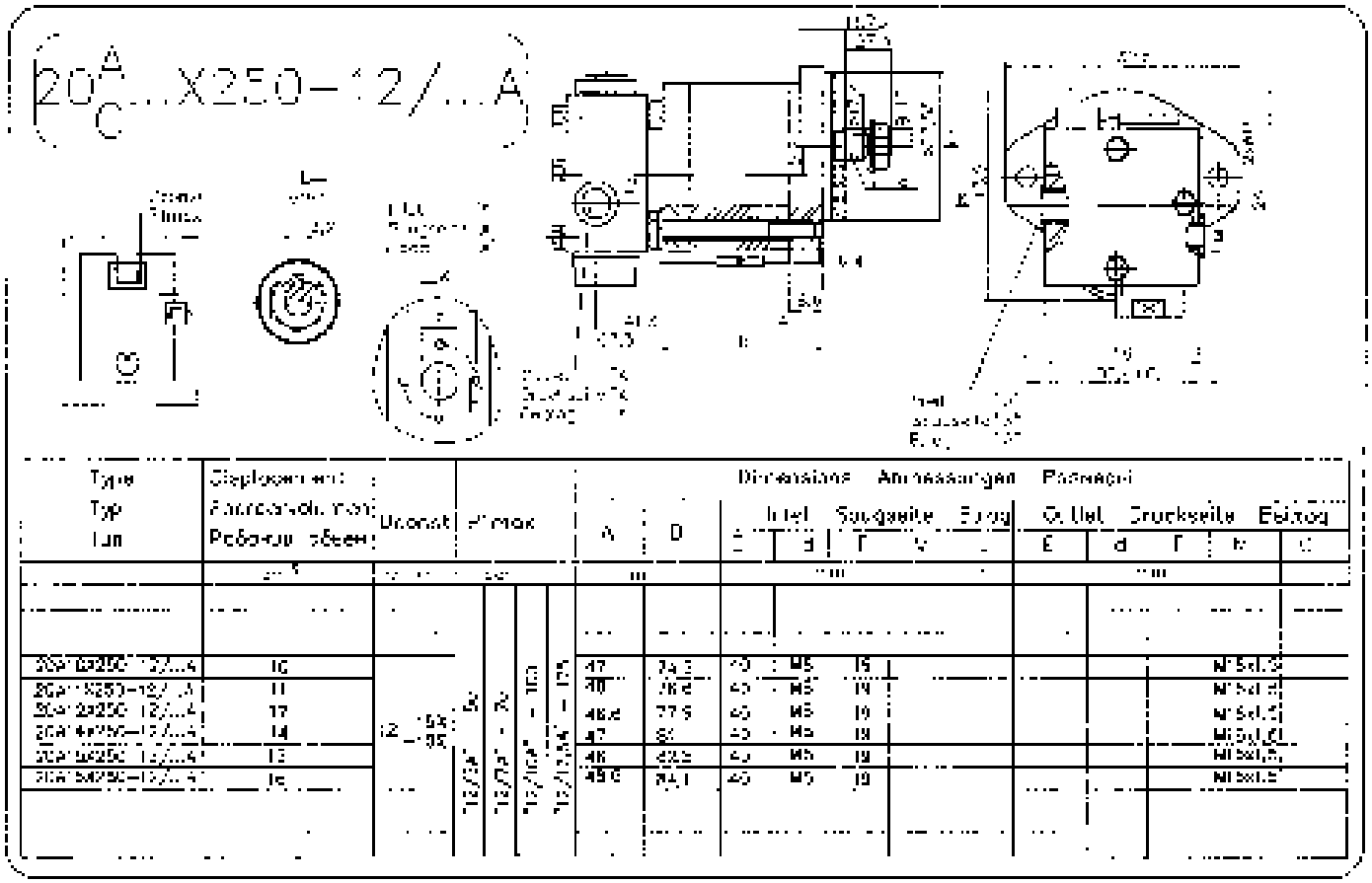

Type / Typ / Тип	Displacement / Fördervolumen / Рабочий объем	Unorat	Pmax				A	D	Inlet / Saugseite / Вход C	d	F	V	Outlet / Druckseite / Выход E	d	F	V	C
	cm³		bar				mm		mm				mm				
20A 0x250-12/...A	10	12 +150 -100	250	12/25,4	12/25,4	12/25,4	47	74,3	40	M5	19					M16x1,5	
20A 1x250-12/...A	11						48	76,2	40	M5	19					M16x1,5	
20A 2x250-12/...A	12						48,6	77,5	40	M5	19					M16x1,5	
20A 4x250-12/...A	14						47	80	40	M5	19					M16x1,5	
20A 5x250-12/...A	15						46	82,5	40	M5	19					M16x1,5	
20A 6x250-12/...A	16						45,6	84,1	40	M5	19					M16x1,5	

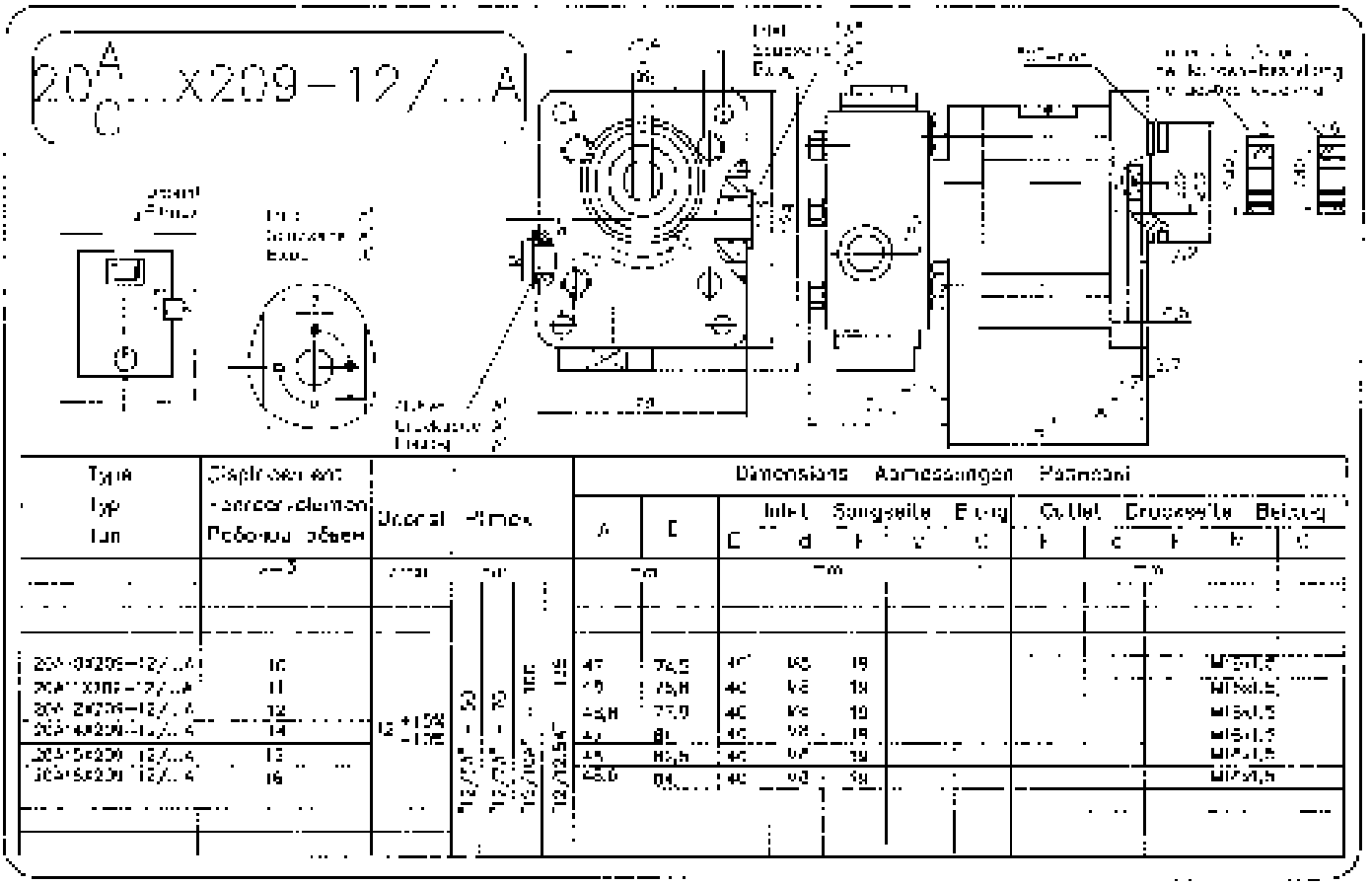

Type / Typ / Тип	Displacement / Fördervolumen / Рабочий объем	Unorat	Pmax				A	D	Inlet / Saugseite / Вход C	d	F	V	Outlet / Druckseite / Выход E	d	F	V	C
	cm³		bar				mm		mm				mm				
20A 0x209-12/...A	10	12 +150 -100	250	12/25,4	12/25,4	12/25,4	47	74,5	40	M5	19					M16x1,5	
20A 1x209-12/...A	11						48	75,8	40	M5	19					M16x1,5	
20A 2x209-12/...A	12						48,8	77,0	40	M5	19					M16x1,5	
20A 4x209-12/...A	14						47	81	40	M5	19					M16x1,5	
20A 5x209-12/...A	15						46	83,5	40	M5	19					M16x1,5	
20A 6x209-12/...A	16						45,6	84	40	M5	19					M16x1,5	

20A/C...X271/A1A...N

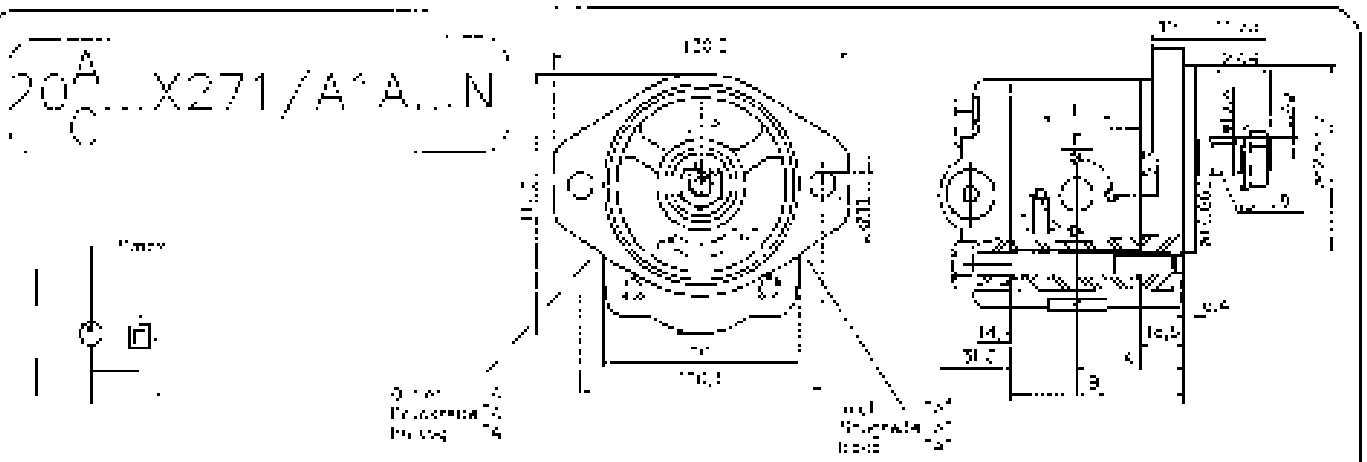

Type / Typ / Тип	Displacement / Foerdervolumen / Рабочий объем	Pmax	Dimensions / Abmessungen / Размеры: A	B	Inlet / Saugseite / Всаз: E	d	F	G	H	Outlet / Druckseite / Нагнет: E	d	F	J	K
	cm³	bar	mm							mm				
20A/C...X271/A1A...N	4,5	100 / 125 / 140	42,5	66	30	M6	13			30	M5	12		
20A/C...X271/A1A...N	6,3		43,5	69	30	M6	13			30	M5	12		
20A/C...X271/A1A...N	8,2		45,5	65	30	M6	13			30	M5	12		
20A/C...X271/A1A...N	10		47	74,5	40	M8	19			30	M5	14		
20A/C...X271/A1A...N	11		48	75,8	40	M8	19			30	M5	14		
20A/C...X271/A1A...N	12		48,5	77,9	40	M8	19			30	M5	14		
20A/C...X271/A1A...N	14		50	81	40	M8	19			30	M5	14		
20A/C...X271/A1A...N	15		51	82,5	40	M8	19			30	M5	14		
20A/C...X271/A1A...N	16		52	84,1	40	M8	19			30	M5	14		

20A/C...X284/A2A...N

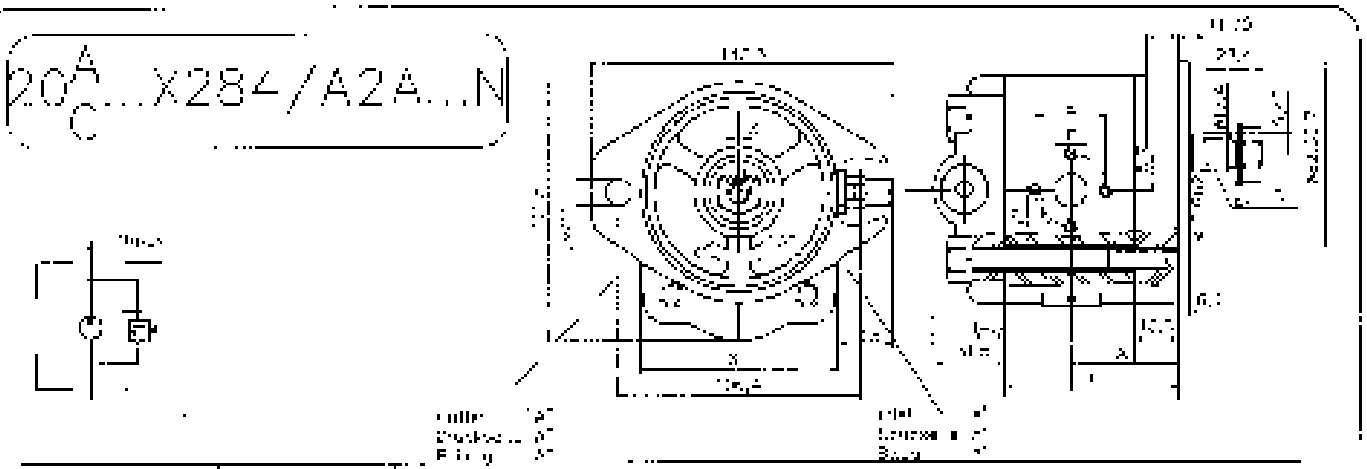

Type / Typ / Тип	Displacement / Foerdervolumen / Рабочий объем	Pmax	Dimensions / Abmessungen / Размеры: A	B	Inlet / Saugseite / Всаз: E	d	F	G	H	Outlet / Druckseite / Нагнет: E	d	F	J	K
	cm³	bar	mm							mm				
20A/C...X284/A2A...N	4,5	100 / 125 / 140	42,5	66	30	M6	13			30	M5	12		
20A/C...X284/A2A...N	6,3		44,5	66	30	M6	13			30	M5	12		
20A/C...X284/A2A...N	8,2		46,5	68	30	M6	13			30	M5	12		
20A/C...X284/A2A...N	10		47	74,5	40	M8	19			30	M5	14		
20A/C...X284/A2A...N	11		48	76,5	40	M8	19			30	M5	14		
20A/C...X284/A2A...N	12		48,5	77,9	40	M8	19			30	M5	14		
20A/C...X284/A2A...N	14		50	81	40	M8	19			30	M5	14		
20A/C...X284/A2A...N	15		51	82,5	40	M8	19			30	M5	14		
20A/C...X284/A2A...N	16		52	84,1	40	M8	19			30	M5	14		

Hydraulic Gear Pumps with integrated valves
Hydraulische Zahnradpumpen mit eingebauten Wentilen
Шестереные насосы с вделанным клапаном

Gr. 20 250 Bar

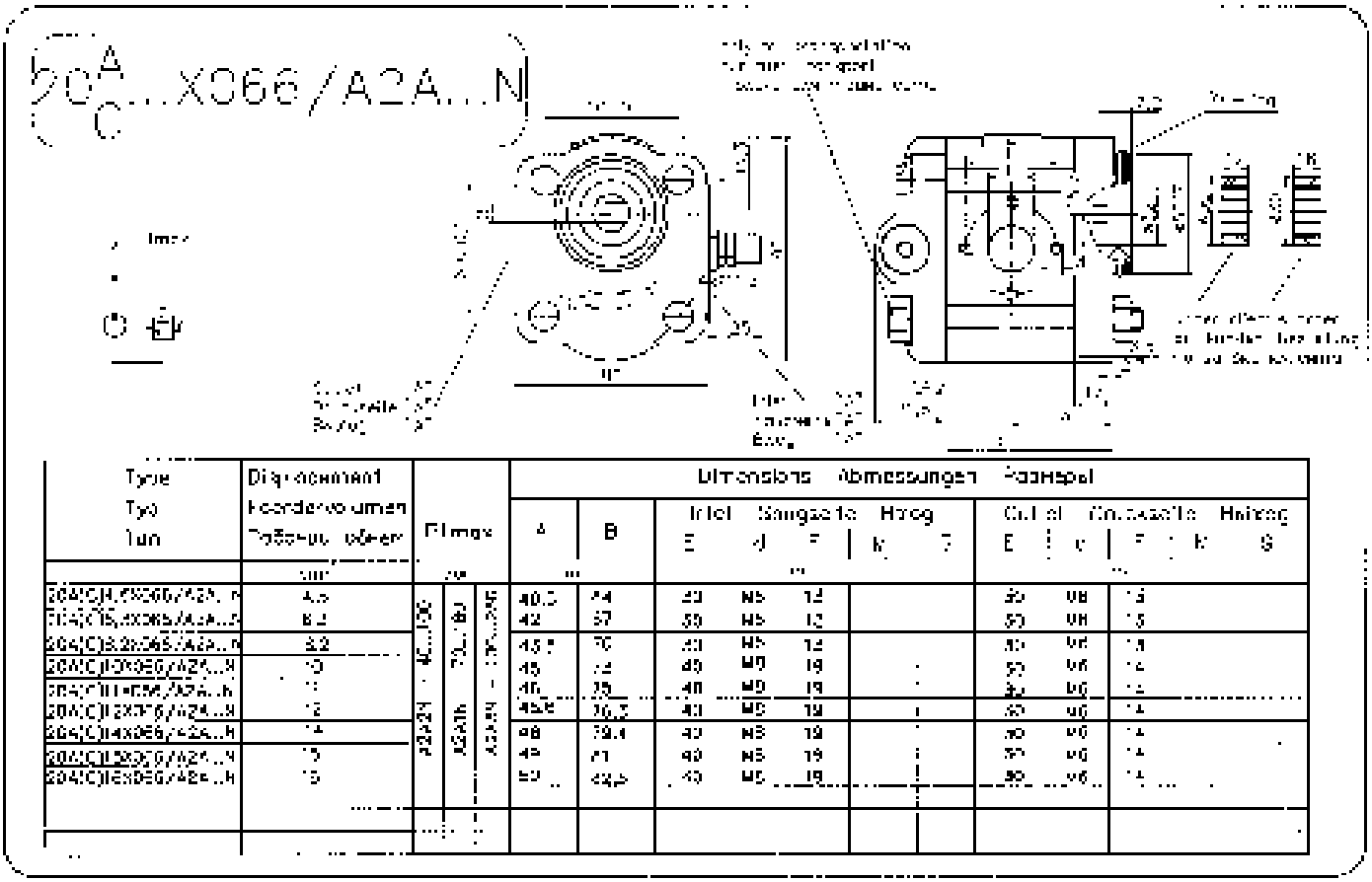

Type / Typ / Тип	Displacement / Foerdervolumen / Рабочий объем	Flange	Dimensions / Abmessungen / Размеры													
			A	B	Inlet / Saugseite / Вход			Exog		Outlet / Druckseite / Выход			Exog	
					E	d	F	K	G	E	d	F	K	G
	cm³		mm											
20A(C)4,5X066/A2A...N	4,5	40...100 / 70...160 / 100...250	40,5	54	20	M5	12			20	M8	13		
20A(C)6,3X066/A2A...N	6,3		42	57	20	M5	12			20	M8	13		
20A(C)8,2X066/A2A...N	8,2		43,5	60	20	M5	12			20	M8	13		
20A(C)10X066/A2A...N	10		45	62	40	M8	19			30	M8	14		
20A(C)11X066/A2A...N	11		46	65	40	M8	19			30	M8	14		
20A(C)12X066/A2A...N	12		46,5	66,5	40	M8	19			30	M8	14		
20A(C)14X066/A2A...N	14		48	69,4	40	M8	19			30	M8	14		
20A(C)15X066/A2A...N	15		49	71	40	M8	19			30	M8	14		
20A(C)16X066/A2A...N	16		50	72,5	40	M8	19			30	M8	14		

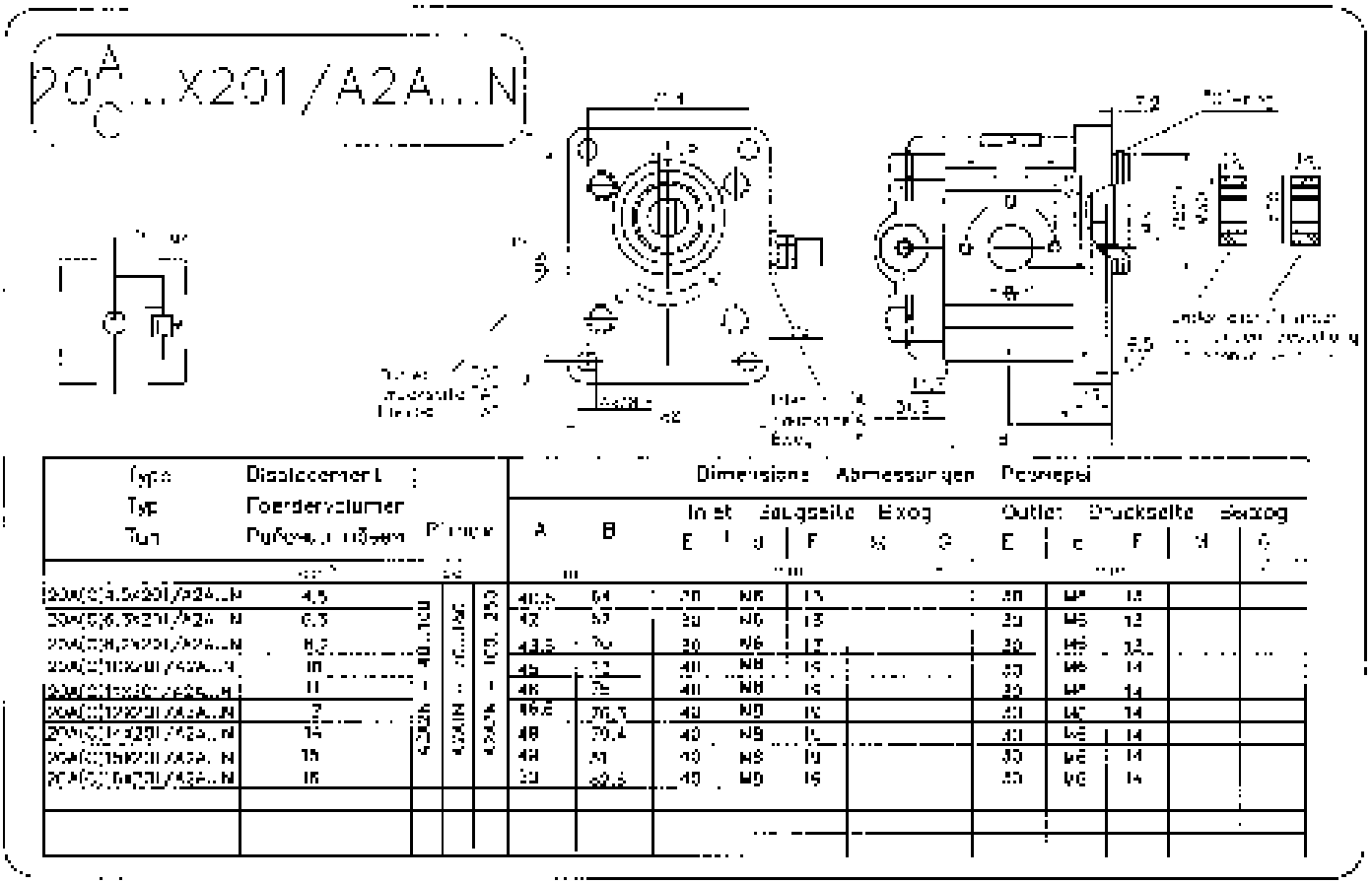

Type / Typ / Тип	Displacement / Foerdervolumen / Рабочий объем	Flange	Dimensions / Abmessungen / Размеры													
			A	B	Inlet / Saugseite / Вход			Exog		Outlet / Druckseite / Выход			Exog	
					E	d	F	K	G	E	d	F	K	G
	cm³		mm											
20A(C)4,5X201/A2A...N	4,5	40...100 / 70...160 / 100...250	40,5	54	20	M6	13			20	M8	13		
20A(C)6,3X201/A2A...N	6,3		42	57	20	M6	13			20	M8	13		
20A(C)8,2X201/A2A...N	8,2		43,5	60	20	M6	13			20	M8	13		
20A(C)10X201/A2A...N	10		45	62	40	M8	19			30	M8	14		
20A(C)11X201/A2A...N	11		46	65	40	M8	19			30	M8	14		
20A(C)12X201/A2A...N	12		46,5	66,5	40	M8	19			30	M8	14		
20A(C)14X201/A2A...N	14		48	69,4	40	M8	19			30	M8	14		
20A(C)15X201/A2A...N	15		49	71	40	M8	19			30	M8	14		
20A(C)16X201/A2A...N	16		50	72,5	40	M8	19			30	M8	14		

Hydraulic Gear Pumps with integrated valves
Hydraulische Zahnradpumpen mit eingebauten Wentilen
Шестереные насосы с вделанным клапаном

Gr. 20 250 Bar

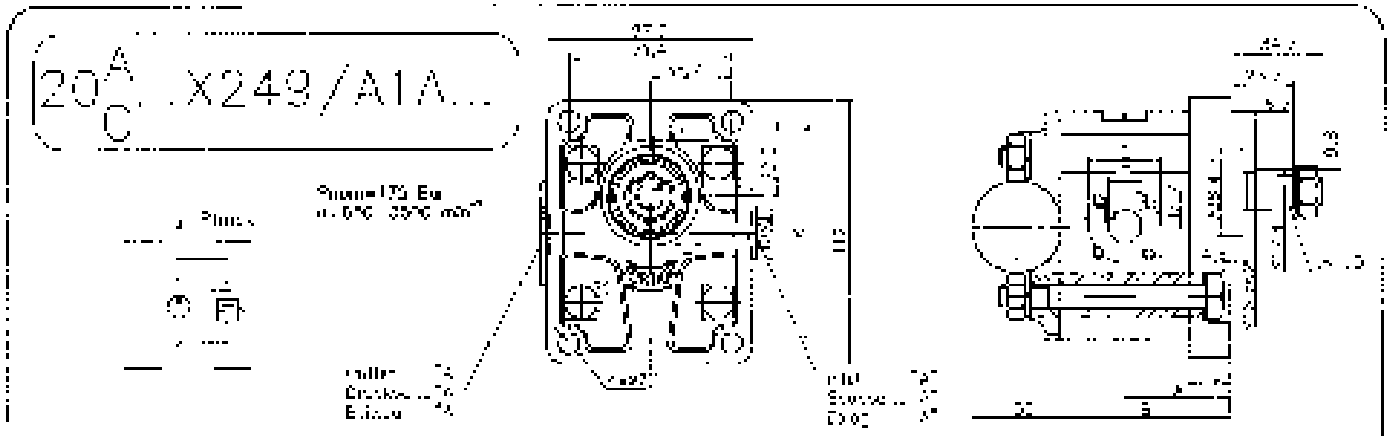

Type / Typ / Тип	Displacement / Foerdervolumen / Рабочий объем	Pmax	Dimensions / Abmessungen / Размеры A	B	Inlet / Saugseite / Вход E	d	F	Outlet / Druckseite / Выход G	d	F
	cm³	Bar	mm							
20A(C)X249/A1A...	6,5	250	45,5	63,1	35	M6	15	35	M6	15
20A(C)X292/A1A...	8,2		45,5	65	35	M6	15	35	M6	15
20A(C)X292/A1A...	8,2		45,5	69	35	M6	15	35	M6	15

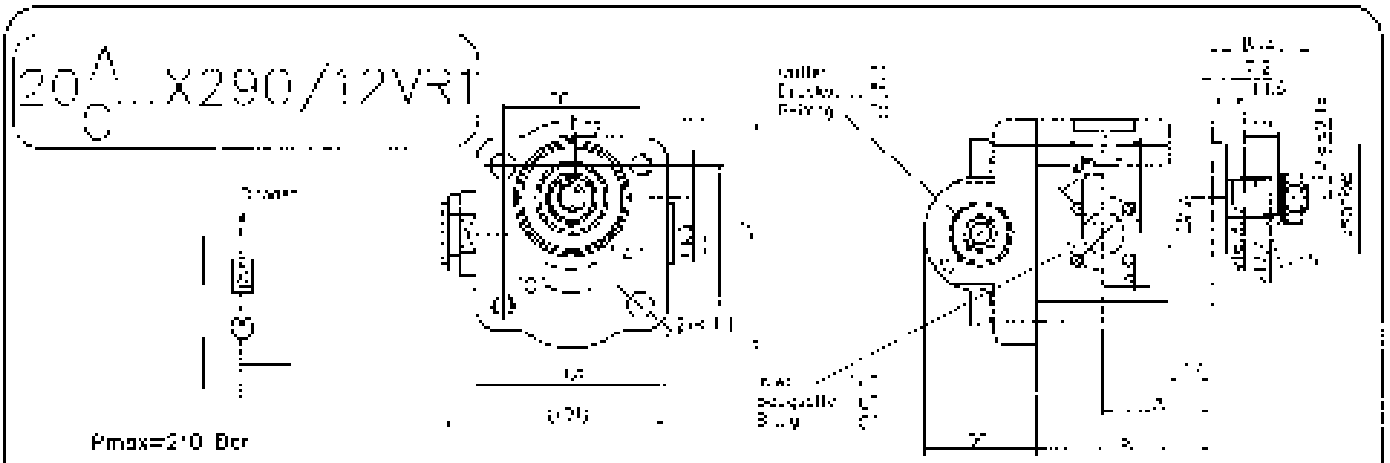

Type / Typ / Тип	Displacement / Foerdervolumen / Рабочий объем	Pmax	Speed	Dimensions / Abmessungen / Размеры A	B	Inlet / Saugseite / Вход E	d	F	Outlet / Druckseite / Выход G	d	F
	cm³	Bar		mm							
20A(C)X292/12VR1	1,5										
20A(C)X292/12VR1	2										
20A(C)X292/12VR1	4			45	79,4	40	M6	20			
20A(C)X292/12VR1	10		2 1125 – 1125	45	80,2	40	M6	20			
20A(C)X292/12VR1	10			45	82,5	40	M6	20			
20A(C)X292/12VR1	10										
20A(C)X292/12VR1	22										
20A(C)X292/12VR1	25										

Hydraulic Gear Pumps with integrated valves
Hydraulische Zahnradpumpen mit eingebauten Wentilen
Шестереные насосы с вделанным клапаном

Gr. 20 250 Bar

20 A/C ...X384/A1A...N

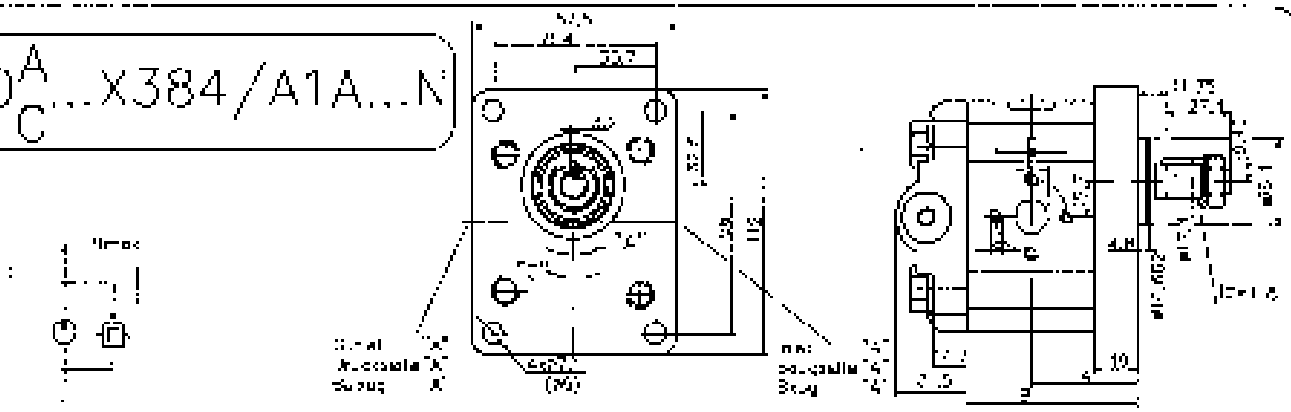

Type / Typ / Тип	Displacement / Foerdervolumen / Рабочий объем	Pmax	A	B	Inlet / Saugseite / Вход					Outlet / Druckseite / Выход				
	cm³	bar	mm		mm					mm				
204(C)4,5X384/A1A...N	4,5	41,4 (IN) / 41,4 (IN) / 41,4 (IN) / 41,4 (IN)	42,5	54	30	46	13	4x28x1,5	31/2	30	46	13	M16x1,5	31/2
204(C)6,3X384/A1A...N	6,3		42,5	56	30	46	13	4x28x1,5	31/2	30	46	13	M16x1,5	31/2
204(C)8,2X384/A1A...N	8,2		42,5	56	30	46	13	4x28x1,5	31/2	30	46	13	M16x1,5	31/2
204(C)10X384/A1A...N	10		47	73,5	40	46	13	4x28x1,5	31/2	30	46	14	M16x1,5	31/2
204(C)11X384/A1A...N	11,3		48	77	40	46	13	4x28x1,5	31/2	30	46	14	M16x1,5	31/2
204(C)12X384/A1A...N	12		48,7	78,3	40	46	13	4x28x1,5	31/2	30	46	14	M16x1,5	31/2
204(C)14X384/A1A...N	14		50,9	81,4	40	46	13	4x28x1,5	31/2	30	46	14	M16x1,5	31/2
204(C)16X384/A1A...N	16		51	82,5	40	46	13	4x28x1,5	31/2	30	46	14	M16x1,5	31/2
204(C)18X384/A1A...N	18		51,6	84,5	40	46	13	4x28x1,5	31/2	30	46	14	M16x1,5	31/2
204(C)19X384/A1A...N	19		54	89,5	40	46	13	4x28x1,5	31/2	30	46	14	M16x1,5	31/2

20 A/C ...X382/A1A...N

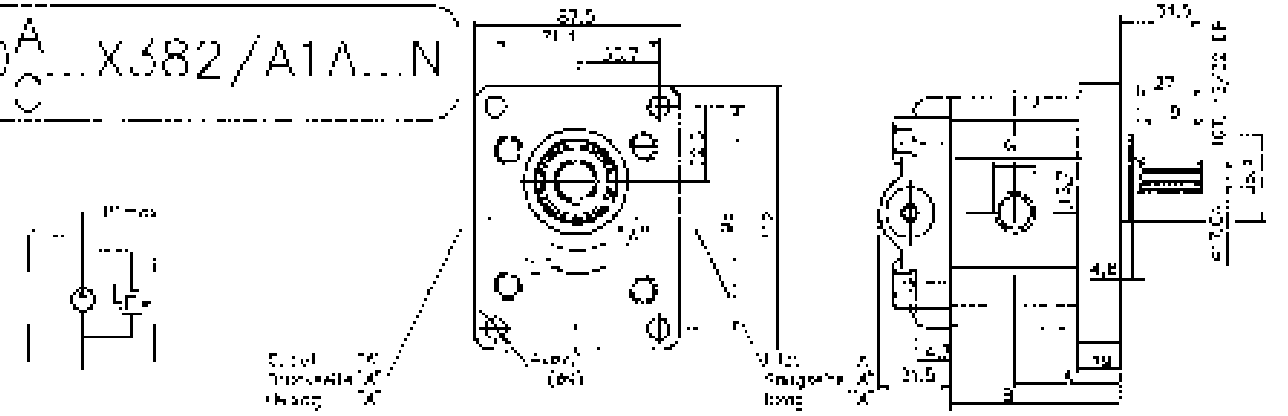

Type / Typ / Тип	Displacement / Foerdervolumen / Рабочий объем	Pmax	A	B	Inlet / Saugseite / Вход					Outlet / Druckseite / Выход				
	cm³	bar	mm		mm					mm				
204(C)4,5X382/A1A...N	4,5	41,4 (IN) / 41,4 (IN) / 41,4 (IN) / 41,4 (IN)												
204(C)6,3X382/A1A...N	6,3													
204(C)8,2X382/A1A...N	8,2													
204(C)10X382/A1A...N	10													
204(C)11X382/A1A...N	11,3													
204(C)12X382/A1A...N	12		48,7	78,3					63/8					62/8
204(C)14X382/A1A...N	14													
204(C)16X382/A1A...N	16													
204(C)18X382/A1A...N	18													

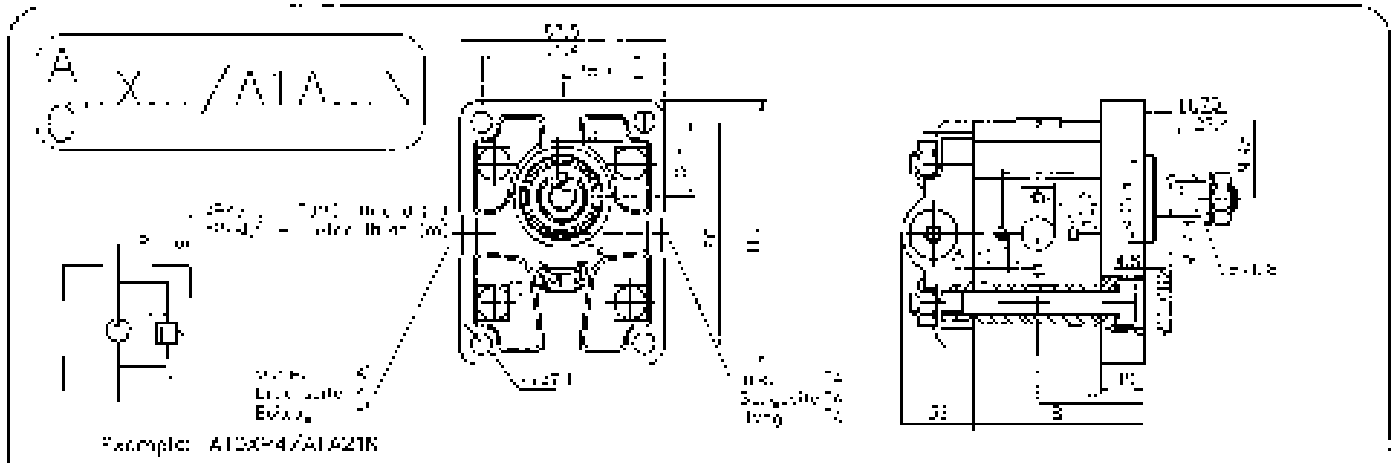

Example: A10XP4/A10A21N

Type / Typ / Тип	Displacement / Fördervolumen / Рабочий объем	P1max	Dimensions / Abmessungen / Размеры: A	B	Inlet / Saugseite / Всасывание: E	d	H	F	G	Outlet / Druckseite / Нагнетание: E	d	H	F	G
	cm³	bar	mm		mm					mm				
A(C)10X../A10A..N	4,5	250	42,5	65	30	1 5/8 SAE	90	13		30	3/4 SAE	90	13	
A(C)14X../A10A..N	6,3		42,5	65	30		90	13		30		90	13	
A(C)18X../A10A..N	8,2		42,5	65	30		90	13		30		90	13	
A(C)25X../A10A..N	11,3		45	77	40	1 SAE	95	14		30	1 SAE	95	14	
A(C)28X../A10A..N	13		45	77	40		95	14		30		95	14	
A(C)32X../A10A..N	15		51	88,7	40		95	15		30		95	14	

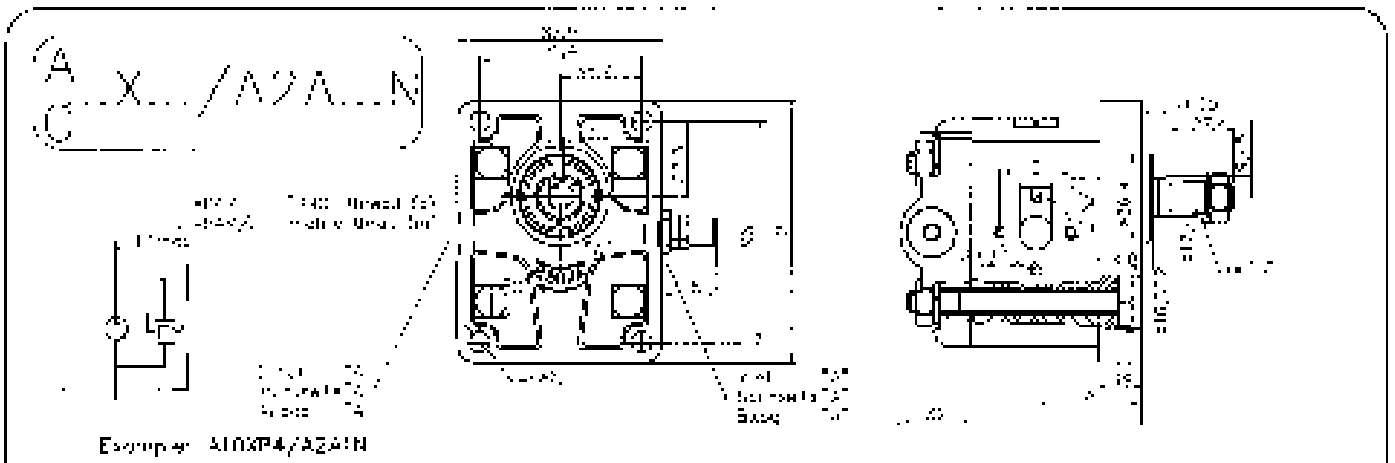

Example: A10XP4/A2A1N

Type / Typ / Тип	Displacement / Fördervolumen / Рабочий объем	P1max	Dimensions / Abmessungen / Размеры: A	B	Inlet / Saugseite / Всасывание: E	d	H	F	G	Outlet / Druckseite / Нагнетание: E	d	H	F	G
	cm³	bar	mm		mm					mm				
A(C)10X../A2A..N	4,5	250	42,5	66	30	1 5/8 SAE	90	13		30	3/4 SAE	90	13	
A(C)14X../A2A..N	6,3		42,5	66	30		90	13		30		90	13	
A(C)18X../A2A..N	8,2		42,5	66	30		90	13		30		90	13	
A(C)25X../A2A..N	11,3		45	77	40	1 SAE	95	14		30	1 SAE	95	14	
A(C)28X../A2A..N	13		45	77	40		95	14		30		95	14	
A(C)32X../A2A..N	15		51	88,7	40		95	15		30		95	14	

A...X — ...AHU

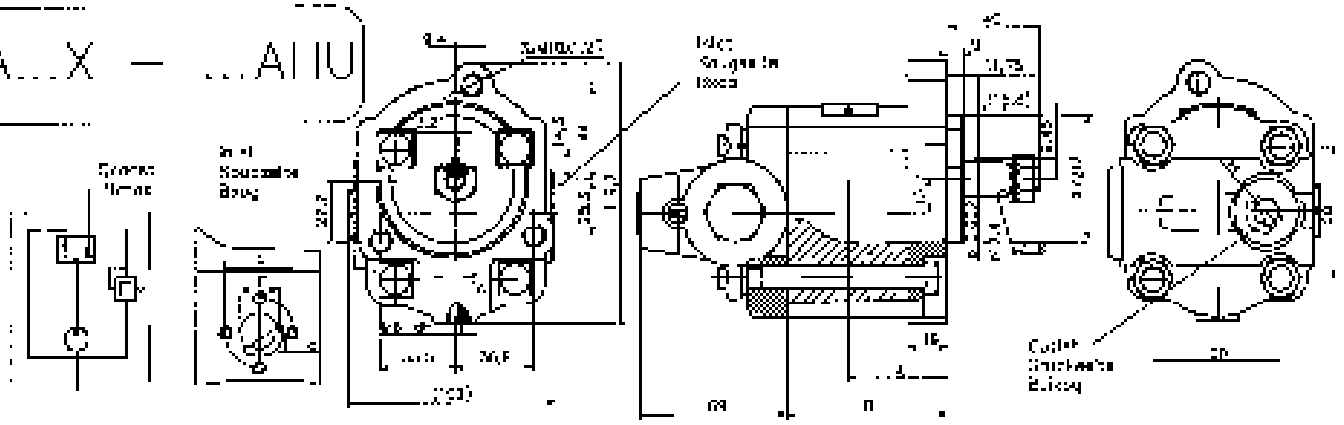

Type Typ Тип	Displacement Foerdervolumen Рабочий объем	P max	Qconst	Dimensions Abmessungen Размеры											
				A	B	Inlet Saugseite Вход					Outlet Druckseite Выход				
						E	c	F	W	G	E	d	F	W	G
	cm³	bar	l/min	mm		mm					mm				
A33X – ...5AHU	15	145±5	16	51	83	38,7	M8	19						M16x1,5	
A35X – ...6AHU	16			51,8	84,0	38,7	M8	19						M16x1,5	
A42X – ...8AHU	19	105±5	24	54,2	89,5	38,7	M8	19						M16x1,5	

C...X — ...AHU

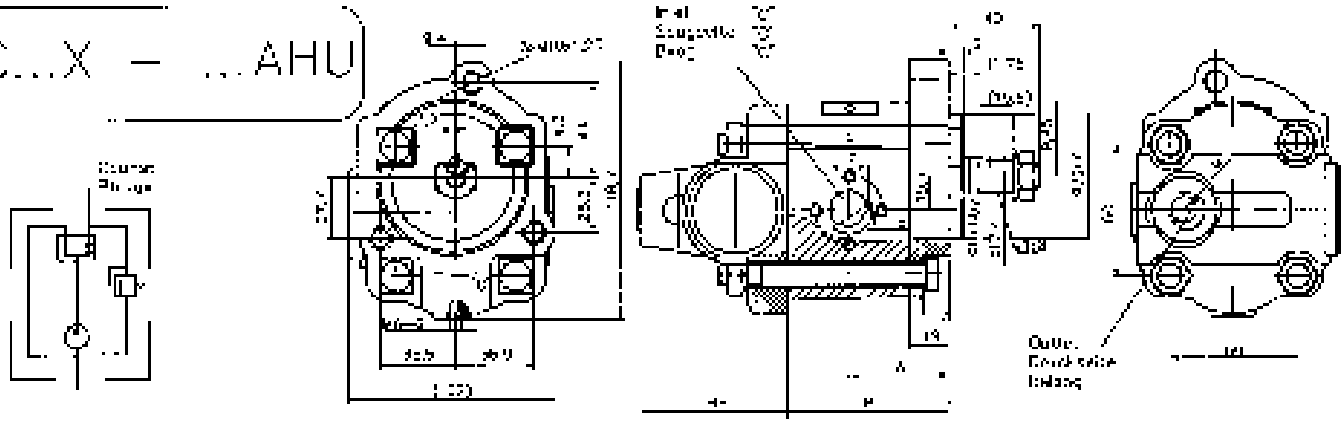

Type Typ Тип	Displacement Foerdervolumen Рабочий объем	P max	Qconst	Dimensions Abmessungen Размеры											
				A	B	Inlet Saugseite Вход					Outlet Druckseite Выход				
						E	c	F	W	G	E	d	F	W	G
	cm³	bar	l/min	mm		mm					mm				
C33X – ...5AHU	15	145±5	16	51	83	38,7	M8	19						M16x1,5	
C35X – ...6AHU	16			51,8	84,0	38,7	M8	19						M16x1,5	
C42X – ...8AHU	19	105±5	24	54,2	89,5	38,7	M8	19						M16x1,5	

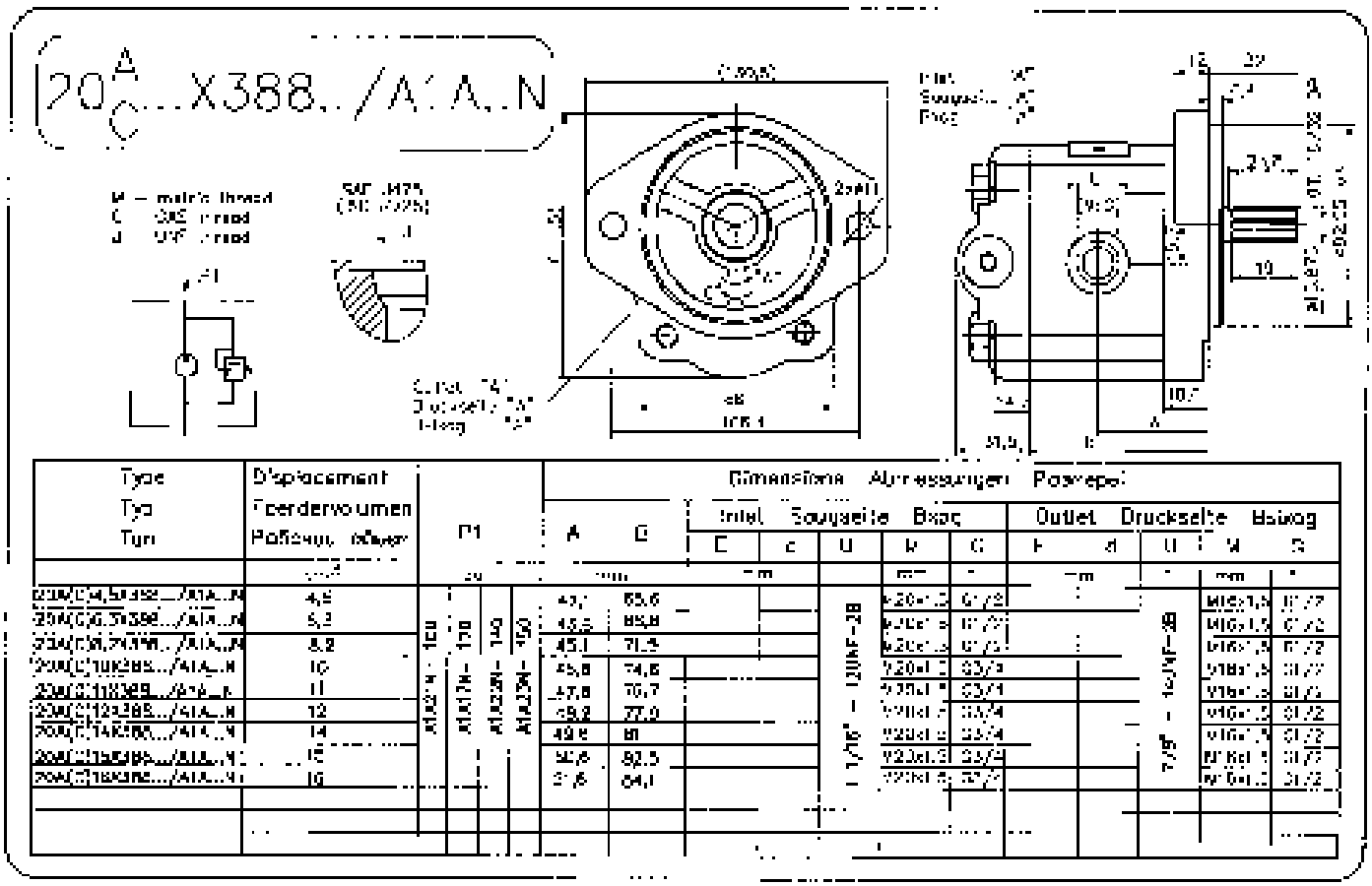

Type / Typ / Тип	Displacement / Foerdervoumen / Рабочий объем	P1				Dimensions / Abmessungen / Размеры		Inlet / Saugseite / Вход					Outlet / Druckseite / Выход				
						A	B	E	e	U	W	G	F	d	U	W	S
	cm³					mm		mm			mm		mm			mm	
20A/C/4,5X388.../A1A..N	4,5	A1A2N - 100				43,7	65,6			1 1/16" - 12UNF-2B	M20x1,5	O'ring			7/8" - 14UNF-2B	M16x1,5	O'ring
20A/C/5,3X388.../A1A..N	5,3		A1A1N - 120			45,5	68,8				M20x1,5	O'ring				M16x1,5	O'ring
20A/C/6,2X388.../A1A..N	6,2			A1A2N - 140		45,1	71,5				M20x1,5	O'ring				M16x1,5	O'ring
20A/C/10X388.../A1A..N	10				A1A3N - 150	45,8	74,6				M20x1,5	O'ring/3				M16x1,5	O'ring
20A/C/11X388.../A1A..N	11					47,8	76,7				M20x1,5	O'ring/4				M16x1,5	O'ring
20A/C/12X388.../A1A..N	12					49,2	77,9				M20x1,5	O'ring/4				M16x1,5	O'ring
20A/C/14X388.../A1A..N	14					49,6	81				M20x1,5	O'ring/4				M16x1,5	O'ring
20A/C/15X388.../A1A..N	15					50,6	82,5				M20x1,5	O'ring/4				M16x1,5	O'ring
20A/C/16X388.../A1A..N	16					51,6	84,1				M20x1,5	O'ring/4				M16x1,5	O'ring

Hydraulic Gear Pumps with integrated valves
Hydraulische Zahnradpumpen mit eingebauten Wentilen
Шестереные насосы с вделанным клапаном

Gr. 20 250 Bar

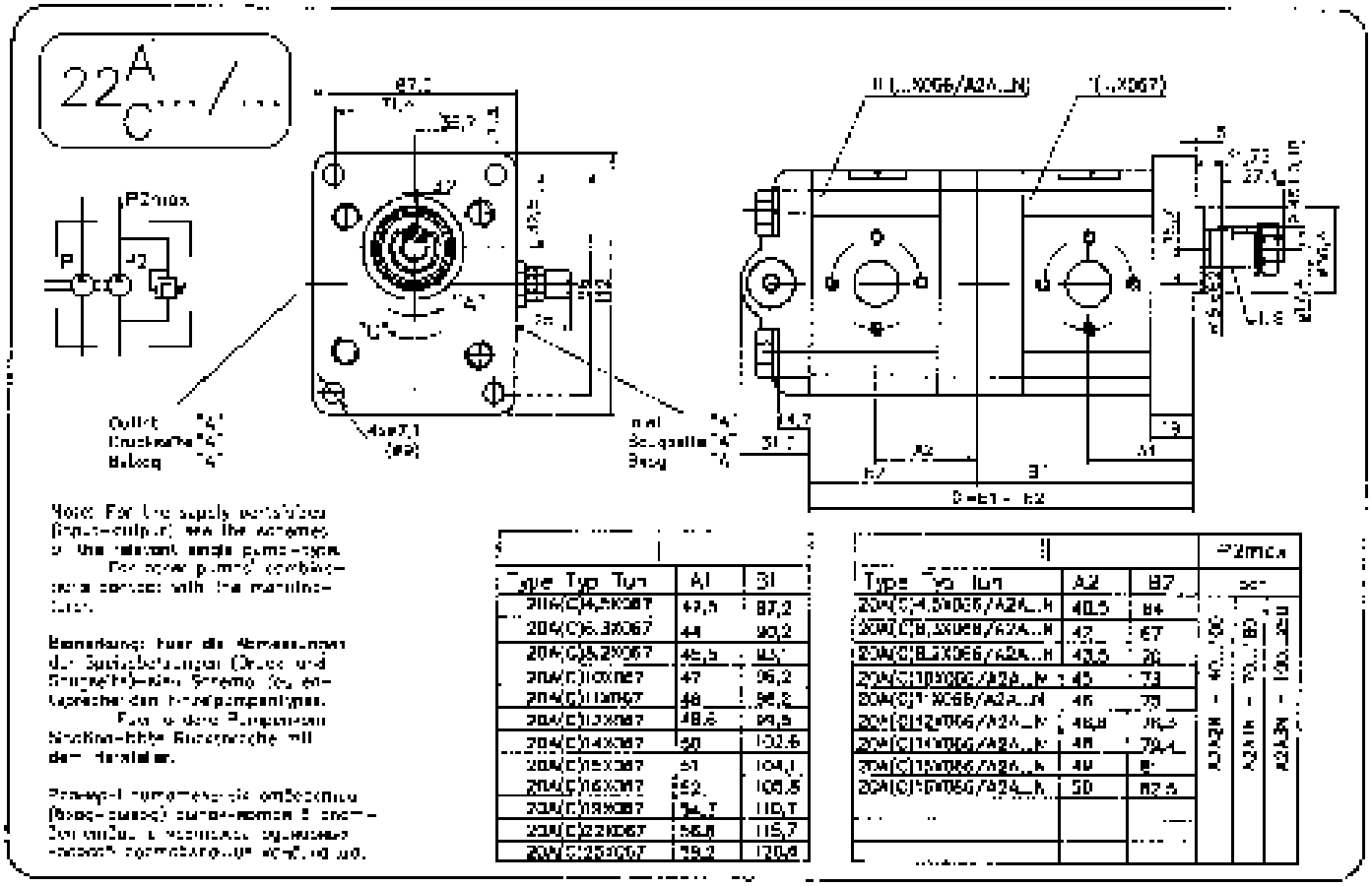

Type Typ Тип	A1	B1
20A(C)4,5X067	43,5	87,2
20A(C)6,3X067	44	90,2
20A(C)8,2X067	45,5	93
20A(C)10X067	47	96,2
20A(C)12X067	48	98,2
20A(C)13X067	48,5	99,5
20A(C)14X067	50	102,6
20A(C)15X067	51	104,1
20A(C)16X067	52	106,5
20A(C)19X067	54,7	110,7
20A(C)22X067	56,8	115,7
20A(C)25X067	59,2	120,8

Type Typ Тип	A2	B2	P2max bar		
20A(C)4,5X066/A2A...N	40,5	84			
20A(C)6,3X066/A2A...N	42	87			
20A(C)8,2X066/A2A...N	43,5	90			
20A(C)10X066/A2A...N	45	93	A2A2N - 40	A2A1N - 70	A2A3N - 100
20A(C)12X066/A2A...N	46	95			
20A(C)13X066/A2A...N	46,8	96,5			
20A(C)14X066/A2A...N	48	99,4			
20A(C)15X066/A2A...N	49	[illegible]			
20A(C)16X066/A2A...N	50	102,5			

Type Typ Тип	M
K1M12	M12 x 1.5
K1G1/4	G 1/4
K1G3/8	G 3/8

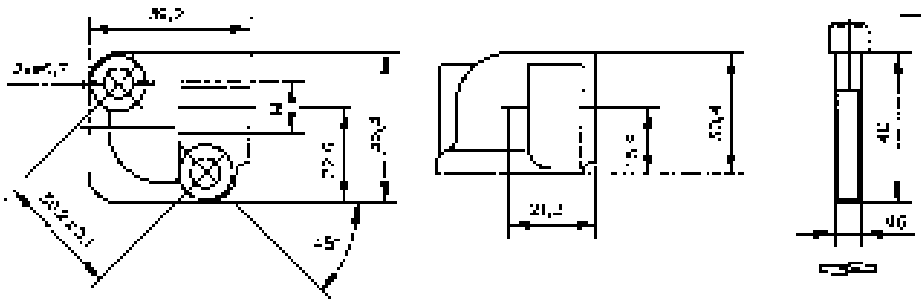

Type Typ Тип	M
K2M18	M18 x 1.5
K2G1/2	G 1/2

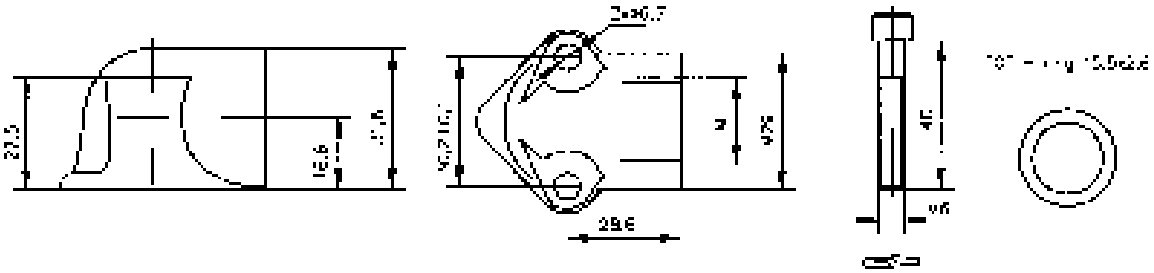

Type Typ Тип	M
K3M22	M22 x 1.5
K3G3/4	G 3/4

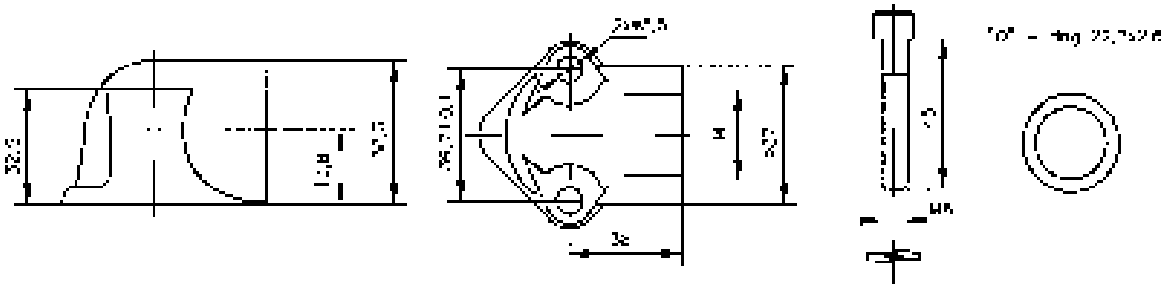

Type Typ Тип	M
K4M30	M30 x 2
K1G1	G 1

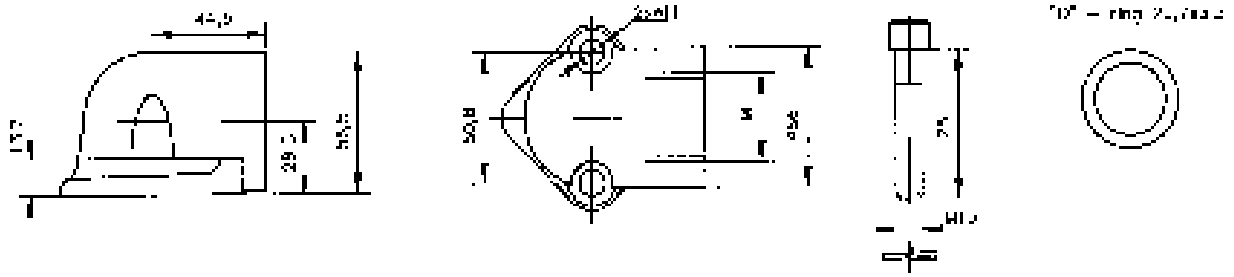

Type Typ Тип	M
K5M42	M42 x 2
K5G1 1/4	G 1 1/4

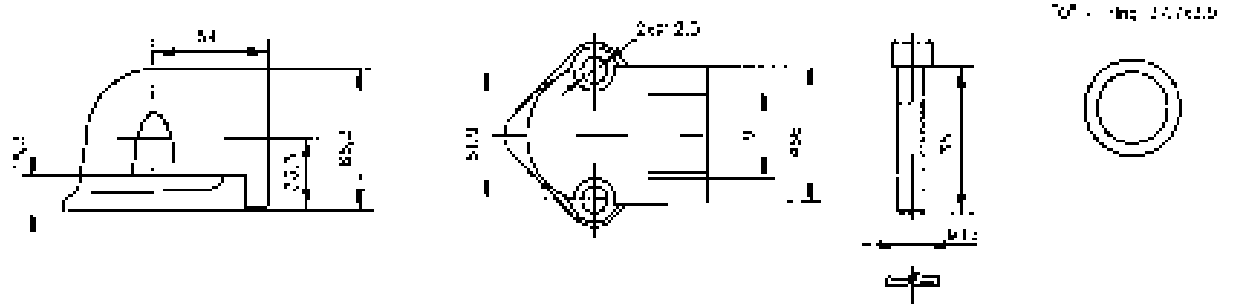

Type Typ Тип	M
K6M45	M45 x 2
K6G1 1/2	G 1 1/2

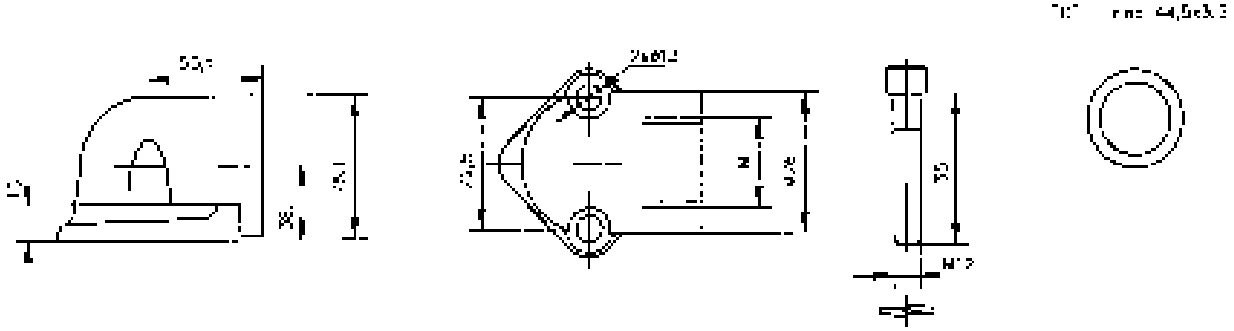

Type
Typ
Тип

K2L

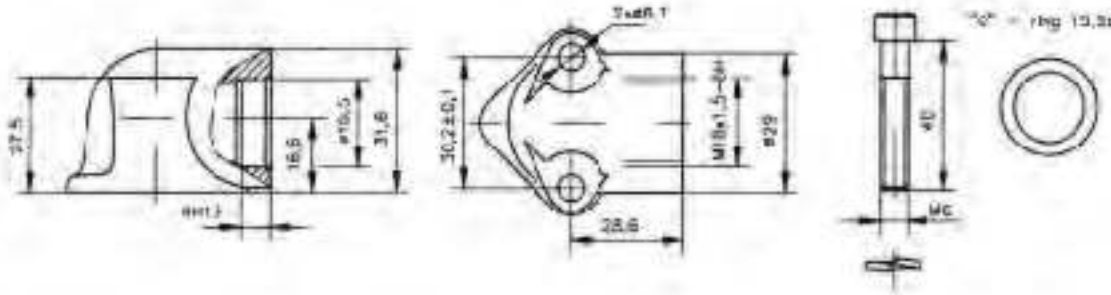

Type
Typ
Тип

K3L

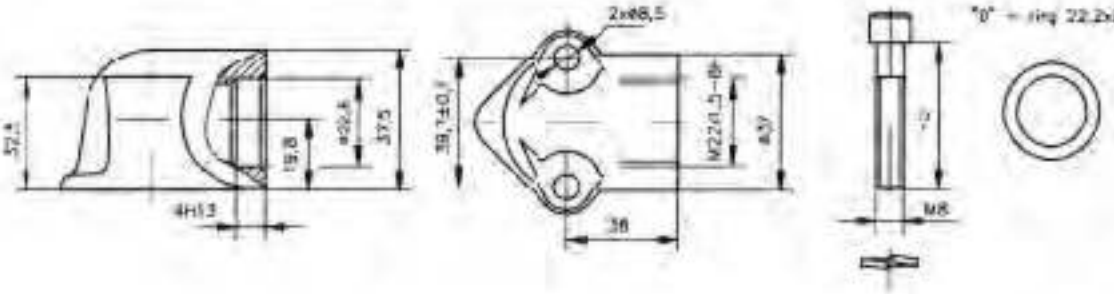

Type
Typ
Тип

F2

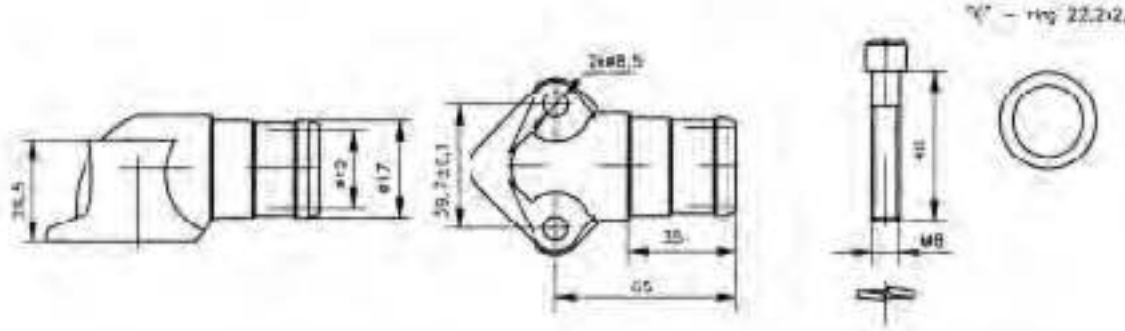

Type
Typ
Tun

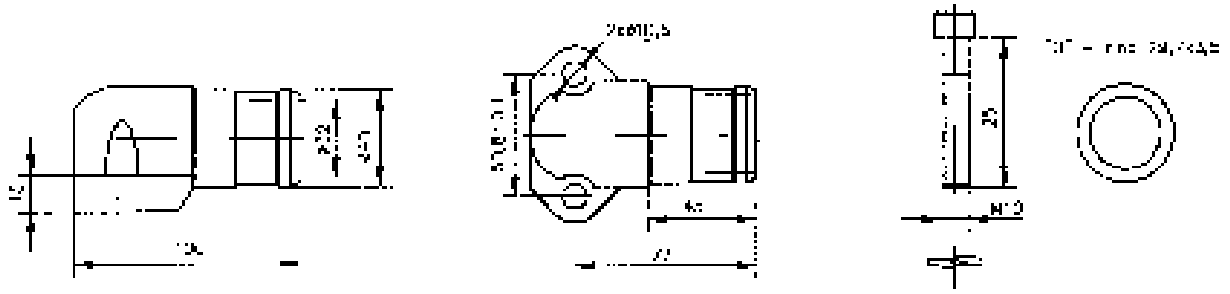

Type
Typ
Tun

KP

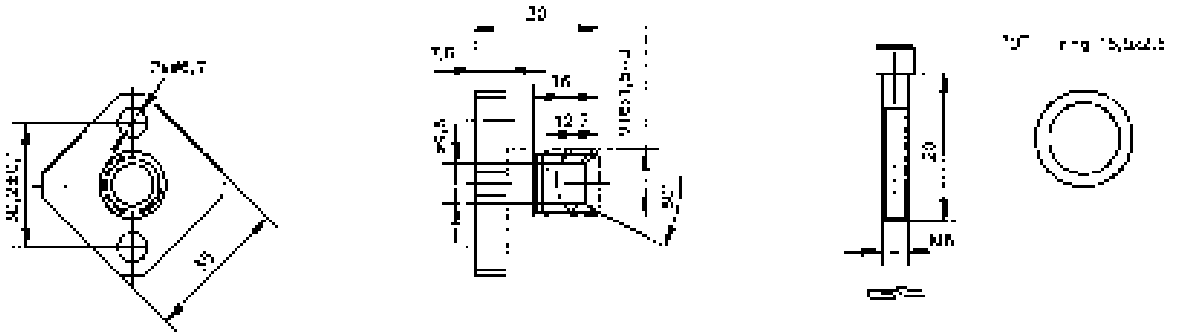

Type
Typ
Tun
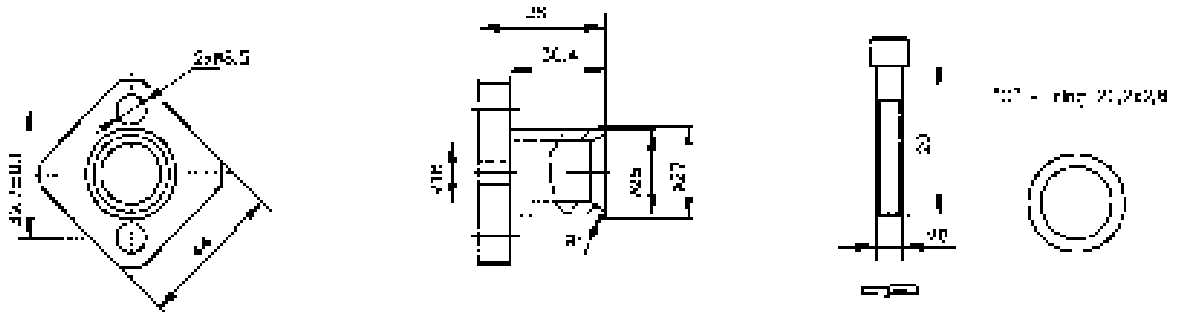
KF2